

SERFF Tracking #:

OHIN-132808338

State Tracking #:

OHIN-132808338

Company Tracking #:

State:

Pennsylvania

Filing Company:

Oscar Health Plan of Pennsylvania, Inc.

TOI/Sub-TOI:

H15I Individual Health - Hospital/Surgical/Medical Expense/H15I.001 Health - Hospital/Surgical/Medical Expense

Product Name:

Oscar PA 2022 Individual Rates

Project Name/Number:

/

## Supporting Document Schedules

<b>Satisfied - Item:</b>	ACA Public Rate Filing PDF
<b>Comments:</b>	
<b>Attachment(s):</b>	Public Rate Filing PDF 20210917.pdf
<b>Item Status:</b>	
<b>Status Date:</b>	

# Cover Letter



September 17, 2021

Ms. Tracie Gray, Director  
Bureau of Accident and Health Insurance  
Pennsylvania Insurance Department  
1311 Strawberry Square  
Harrisburg, PA 17120

Re: Cover Letter for Oscar Health Plan of Pennsylvania, Inc.'s (Oscar's) Rate Filing Effective January 1, 2022  
SERFF OHIN-132808338

Dear Ms. Gray:

This cover letter is in support of Oscar's Affordable Care Act (ACA) products in the individual market, to be offered with an effective date of January 1, 2022. The information requested in the Pennsylvania Insurance Department's (PID's) 2022 ACA Compliant Health Insurance Rate Filing Guidance dated March 31, 2021 is provided below.

1. Company Name and NAIC Number
  - o Oscar Health Plan of Pennsylvania, Inc.
  - o NAIC Number — 16590
2. Market (Individual or Small Group): Individual
3. On/Off or Off Exchange: On/Off
4. Effective Date of Coverage: January 1, 2022
5. Average Rate Change Requested: -9.4%
6. Range of Rate Change Requested: -15.5% to -5.0%
7. Total Additional Annual Revenue Generated from the Proposed Rate Change: -\$1,588,818
8. Products: HMO
9. Rating Areas and Any Changes from 2021:
  - o Current Rating Areas: 3, 6, and 8
  - o Expansion Rating Areas: 7
10. Metal Levels and Catastrophic Plans: Catastrophic, Bronze, Silver, and Gold
11. Current Number of Covered Lives and of Policyholders as of February 1, 2021:
  - o 4,191 covered lives
  - o 3,410 policyholders
12. Number of Plans Offered in 2022 and the Change this Represents from 2021:

- 29 plans offered in 2022
- 14 plans were offered in 2021

13. Corresponding Contract Form Number, SERFF, and Binder ID Numbers:

- Forms: OSC-PA-IVL-EOC-2022-HIX, OSC-PA-IVL-EOC-2022
- Form Filing: OHIN-132710310
- Rate Filing: OHIN-132808338
- Binder: OHIN-PA22-125108344

14. HIOS Issuer ID Number and Submission Tracking Number:

- HIOS Issuer ID Number: 98517
- Submission Tracking Number: 98517-2018877833535174669

Jacob Dority, FSA, MAAA

Actuarial Director

email: jacob@hioscar.com

phone: 612-702-0435

Alicia Bartick, ASA, MAAA

Senior Associate Actuary

email: abartick@hioscar.com

phone: 858-943-9900



# **Attachment I**

# Rate Change Summary

## Oscar Health Plan of Pennsylvania, Inc. – Individual Plans

Rate request filing ID # XXXXX - This document is prepared by the insurance company submitting the rate filing as a consumer tool to help explain the rate filing. It is not intended to describe or include all factors or information considered in the review process. For more information, see the filing at <https://www.insurance.pa.gov/Consumers/Pages/ACA-Rate-Filings.aspx>

### Overview

Initial requested average rate change:	-9.4%
Revised requested average rate change:	N/A
Range of requested rate change:	-15.5% to -5.0%
Effective date:	January 1, 2022
Mapped Members:	4,191
Available in:	Rating Areas 3, 6, 7, 8

### Key information

#### Jan. 2020-Dec. 2020 financial experience

Premiums	\$17,709,096.98
Claims	\$11,263,303.82
Administrative expenses	\$1,149,640.00
Taxes & fees	\$362,614.00
Company made (after taxes)	<b>\$4,933,539.16</b>

#### How it plans to spend your premium

This is how the insurance company plans to spend the premium it collects in 2022:

Claims:	87.5%
Administrative:	9.3%
Taxes & fees:	3.0%
Profit:	0.2%

The company expects its annual medical costs to increase **4.01%**.

### Explanation of requested rate change

Oscar Health Plan of Pennsylvania, Inc. is requesting a rate change of -9.4% due to:

- Trends in medical and prescription drug cost and utilization
- Changes in taxes, fees, administrative expenses, and profit
- Changes in the benefits and cost-sharing offered
- Changes in the factors used to model plan behavior changes
- Changes in Oscar's service area for 2022, including expansion into Rating Area 7
- Increases in the average morbidity of the Pennsylvania individual market single risk pool
- Changes in Oscar's anticipated reimbursement to health care providers
- Impact of COVID-19 on projected health care services in 2022

<sup>1</sup> Note that insurers will have the opportunity to revise their rate change request in July, after they are scheduled to receive updated information about the impact of a federal program called risk adjustment. This document will be updated accordingly at that time.

## 1. Scope and Range of Rate Increase

The purpose of this document is to present rate change justification for Oscar Health Plan of Pennsylvania, Inc. (Oscar's) individual Affordable Care Act (ACA) products, with an effective date of January 1, 2022, and to comply with the requirements of Section 2794 of the Public Health Service Act as added by Section 1003 of the Patient Protection and Affordable Care Act (ACA).

Using in-force business as of February 2021, the proposed average rate increase for renewing plans is -9.4%. Rate increases vary by plan due to a combination of factors including shifts in benefit leveraging and cost-sharing modifications. This rate increase is absent of rate changes due to attained age.

The rate increase impacts an estimated 4,191 members.

## 2. Reason for Rate Increase(s)

The significant factors driving the proposed rate change include the following:

### *Medical and Prescription Drug Inflation and Utilization Trends*

The projected premium rates reflect the most recent emerging experience which was trended for anticipated changes due to medical and prescription drug inflation and utilization.

### *Administrative Expenses, Taxes and Fees, and Risk Margin*

Changes to the overall premium level are needed because of required changes in federal and state taxes and fees. In addition, there are anticipated changes in both administrative expenses and targeted risk margin.

### *Prospective Benefit Changes*

Plan benefits have been revised as a result of changes in the Center for Medicare and Medicaid Services (CMS) Actuarial Value Calculator and state requirements, as well as for strategic product considerations.

### *Anticipated Changes in the Average Morbidity of the Covered Population*

Changes to the overall premium level are needed because of anticipated changes in the underlying morbidity of the projected marketplace.

### *Anticipated Changes in the Network Configuration*

Changes to the overall premium level are needed because of anticipated changes in the underlying network configuration and associated unit costs.

### *COVID-19 Pandemic*

Changes to the overall premium level are needed because of the expected residual costs attributed to the ongoing COVID-19 pandemic.

---

Jacob D. Dority  
Fellow, Society of Actuaries  
Member, American Academy of Actuaries

## 1. Introduction and Purpose

The purpose of this document, which is submitted in conjunction with the Part I Unified Rate Review Template (URRT) and Pennsylvania Actuarial Memorandum Rate Exhibits (Rate Exhibits), is to comply with the requirements of the Part III Actuarial Memorandum and to support the premium rates developed for Oscar Health Plan of Pennsylvania, Inc. (Oscar's) Affordable Care Act (ACA) products in the individual market, with an effective date of January 1, 2022.

This actuarial memorandum provides certain information related to the rate filing submission including support for the values entered into the URRT, which demonstrates compliance with the market rating rules and reasonableness of applicable rate increases. This information may not be appropriate for other purposes.

This information is intended for use by the Pennsylvania Insurance Department (PID), the Center for Consumer Information and Insurance Oversight (CCIIO), and their subcontractors to assist in the review of Oscar's individual market rate filing.

Future regulatory changes may affect the extent to which the rates presented herein are neither excessive nor deficient.

## 2. General Information

### Company Identifying Information

Company Legal Name:	Oscar Health Plan of Pennsylvania, Inc.
State:	Pennsylvania
NAIC:	16590
HIOS Issuer ID:	98517
Market:	Individual
Effective Date:	January 1, 2022
Policy Forms:	OSC-PA-IVL-EOC-2022, OSC-PA-IVL-EOC-2022-HIX

### Company Contact Information

Primary Contact Name:	[REDACTED]
Primary Contact Telephone Number:	[REDACTED]
Primary Contact Email Address:	[REDACTED]

## 3. Proposed Rate Increases

### Reason for Rate Increase(s)

Exhibit A summarizes the proposed rate increases by plan effective January 1, 2022. Rate increases vary by plan due to a combination of factors including shifts in benefit leveraging, cost-sharing modifications, and geographic rating factors.

Using in-force business as of February 2021, the proposed average rate change for renewing plans is -5.8%. This rate change is absent of rate changes due to attained age.

The significant factors driving the proposed rate change include the following:

*Medical and Prescription Drug Inflation and Utilization Trends*

The projected premium rates reflect the most recent emerging experience which was trended for anticipated changes due to medical and prescription drug inflation and utilization.

*Administrative Expenses, Taxes and Fees, and Risk Margin*

Changes to the overall premium level are needed because of required changes in federal and state taxes and fees. In addition, there are anticipated changes in both administrative expenses and targeted risk margin.

*Prospective Benefit Changes*

Plan benefits have been revised as a result of changes in the Center for Medicare and Medicaid Services (CMS) Actuarial Value Calculator and state requirements, as well as for strategic product considerations.

*Anticipated Changes in the Average Morbidity of the Covered Population*

Changes to the overall premium level are needed because of anticipated changes in the underlying morbidity of the projected marketplace.

*Anticipated Changes in the Network Configuration*

Changes to the overall premium level are needed because of anticipated changes in the underlying network configuration and associated unit costs.

*COVID-19 Pandemic*

Changes to the overall premium level are needed because of the expected residual costs attributed to the ongoing COVID-19 pandemic.

[Rate Development Overview](#)

The plans included in this rate filing are to be offered for sale effective January 1, 2022. Oscar's rate development, including the methodology described below, is based on generally accepted actuarial principles for community rated individual blocks of business.

*Underlying Claim Experience*

Oscar started with Pennsylvania's individual claim experience from January 1, 2020 through December 31, 2020, with runout through March 31, 2021, as the experience basis in the projection. The claim amount includes an estimate for Incurred But Not Reported (IBNR) claims.

In the absence of fully credible base experience claim data, Oscar also utilized Texas individual claim experience from Oscar's legal entity (Oscar Insurance Company; NAIC code 15777) as the manual rate basis in the projection. The base experience used for the manual projection reflects claims from January 1, 2020 through December 31, 2020, with runout through March 31, 2021, and includes an estimate for (IBNR) claims.

*Trend*

Oscar applied utilization and unit cost trends to the underlying medical and prescription drug claims to reflect the expected claim levels in the projection period.





#### *Benefit Adjustment*

The projected claims were adjusted to reflect the benefits for each of the products to be offered on and off the exchange.

#### *Demographics and Morbidity*

The starting claim experience was adjusted to reflect changes in the anticipated morbidity and demographics corresponding to Oscar's projected 2022 membership distribution.

#### *Market Morbidity*

The starting claim experience was additionally adjusted to reflect changes in the anticipated market morbidity from the base period to the projection period in response to the uncertainty inherent in the marketplace and the March 10, 2021 passage of the American Rescue Plan (ARP).

#### *Network Adjustment*

The projected claims were adjusted to reflect changes in the anticipated provider reimbursement levels.

#### *COVID-19 Pandemic*

The starting claim experience was adjusted from the base period to the projection period to reflect the anticipated impact of items such as the normalization of the base period and the introduction of diagnostic testing and vaccine booster costs in response to the ongoing COVID-19 pandemic and its associated impact on the individual market in Pennsylvania. Future regulatory, legislative, or economic changes may affect the extent to which the rates presented herein are neither excessive nor deficient.

#### *State-Based Reinsurance Program*

The starting claim experience was adjusted to reflect changes in the anticipated market morbidity from the base period to the projection period due to the anticipated impact of the state-based reinsurance program proposed in the Pennsylvania 1332 waiver application that was approved by CMS on July 24, 2020.

The claim experience was adjusted to reflect the removal of the projected reinsurance recoveries. The reinsurance recoveries were developed on a percent of net claims approach using the proposed parameters for the 2022 plan year — \$60,000 attachment point, coinsurance of 64%, up to a reinsurance cap of \$100,000.

#### *Risk Adjustment*

The projected claims were adjusted to reflect payments to the individual (catastrophic and non-catastrophic) risk pool as a result of the risk adjustment program.

#### *Administrative Expenses and Risk Margin*

The premium incorporates an average 9.5% administrative charge, which is inclusive of general administrative expenses, commission, and risk margin.

#### *Taxes and Fees*

The premium rates reflect applicable state and federal taxes and fees for the 2022 plan year.

## 4. Market Experience

### 4.1. Experience and Current Period Premium, Claims, and Enrollment

Oscar's rates are developed using a single risk pool, established according to the requirements in 45 CFR Part 156, §156.80(d). The experience period data is based on all Oscar individual market policies in Pennsylvania and the



projection period reflects all projected covered lives for every non-grandfathered product/plan combination for Oscar in the Pennsylvania individual market.

The premium earned during the experience period and as reported on Worksheet 1, Section I of the URRT and Table 2 — Experience Period Claims and Premiums of the Rate Exhibits are from Oscar's data warehouse for calendar year 2020. The premiums do not reflect an adjustment for MLR rebates as Oscar does not anticipate paying rebates for the base period.

#### Experience Period Loss Ratio

The loss ratio, expressed as incurred claims over revenue (defined as gross premium +/- risk adjustment) for the experience period data is 60.3%, as shown in Table 2 — Experience Period Claims and Premiums of the Rate Exhibits.

#### Paid Through Date

The experience period in Worksheet 1, Section I of the URRT and Table 2 — Experience Period Claims and Premiums of the Rate Exhibits shows Oscar's earned premium and incurred claims for the experience period of January 1, 2020 through December 31, 2020, with claims paid through March 31, 2021.

#### Current Date

The current period in Worksheet 2, Section II of the URRT and Table 1 — Number of Members of the Rate Exhibits shows Oscar's premium and enrollment using in-force business as of February 2021.

#### Allowed and Incurred Claims Incurred During the Experience Period

Oscar's calendar year 2020 medical and pharmacy claim data was used for developing the single risk pool claims. Worksheet 1, Section I of the URRT outlines Oscar's best estimate of claims incurred during the experience period. The estimate includes:

- Claims processed through Oscar's claim system,
- Claims processed outside of the claim system (e.g. pediatric dental and vision services), and
- Oscar's best estimate of IBNR.

The IBNR estimate is calculated using a combination of claim lag methodology, seriatim case reserves, and projection methodology. A seriatim methodology is utilized for claims over \$250,000, supplemented by data supplied by Oscar's medical and claims operations areas. The historical lag pattern is used to calculate completion factors that are in turn used to estimate monthly incurred claims. For any recent month in the experience period where the claim experience may be too recent to be considered credible, Oscar uses a projection methodology, based on pricing assumptions adjusted for trend and seasonality. The trend factor is selected to reflect anticipated changes in per unit volume of services, mix of services and provider reimbursement levels. Claims per enrollee should fall within a predictable range, and thus, these statistics are used to check the reasonableness of the incurred claim estimate. The final IBNR estimate is calculated as incurred claims less paid claims for the experience period.

## 4.2. Benefit Categories

The benefit categories described below are based on the algorithm used by Milliman's *Health Cost Guidelines*<sup>TM</sup> (HCGs). The HCG grouper uses a combination of Diagnosis Related Groups (DRGs), Current Procedural Terminology Codes – Fourth Edition (CPT-4 Codes), Healthcare Common Procedural Coding System codes (HCPCS), and revenue codes to allocate detailed claims into roughly 60 benefit categories.



The utilization and unit cost data for rate development were assigned to benefit categories as shown in Worksheet 1, Section I of the URRT based on place and type of service using a detailed claim mapping algorithm, which can be summarized as follows:

#### Inpatient Hospital

Includes non-capitated facility services for medical, surgical, maternity, mental health and substance abuse, skilled nursing, and other services provided in an inpatient facility setting and billed by the facility.

#### Outpatient Hospital

Includes non-capitated facility services for surgical, emergency room, ancillary, observation and other services provided in an outpatient facility setting and billed by the facility.

#### Professional

Includes non-capitated primary care, specialty care, therapy, the professional component of laboratory and radiology, and other professional services, except for hospital based professionals whose payments are included in facility fees.

#### Other Medical

Includes non-capitated ambulance, home health care, durable medical equipment, prosthetics, supplies, vision exams, dental services and other services. The measurement units for utilization used in this category are a mix of visits, cases, and procedures.

#### Capitation

Includes the amount for any services that are provided on a capitated basis.

#### Prescription Drug

Includes drugs dispensed by a pharmacy. This amount is net of rebates received from drug manufacturers.

### 4.3. Projection Factors

This section includes a description of each factor used to project the experience period allowed claims to the projection period, supporting information related to the development of those factors is also included.

#### Trend Factors – Cost and Utilization

Average cost trends were developed based on Oscar's anticipated reimbursement levels. Utilization trends were developed at the broad service category level: inpatient facility, outpatient facility, professional, other, and prescription drugs. Utilization trend assumptions were generally estimated using Milliman's HCG secular utilization trend levels, which are based on large data sets and are widely used by insurers and others to estimate expected claim costs and model healthcare utilization.

Table 1 provides the annualized trend assumptions that were used to adjust the allowed claims from the experience period to the projection period. The overall trend used to get from the experience period to the projection period is based on an unleveraged prospective annual trend of 4.0%.



Benefit Category	Trend		
	Utilization	Unit Cost	Total
Inpatient	0.4%	2.1%	2.5%
Outpatient	1.4%	1.6%	3.0%
Physician	1.4%	4.7%	6.2%
Other	1.4%	4.7%	6.2%
Capitation	0.0%	0.0%	0.0%
Prescription Drug	2.4%	3.0%	5.5%
Grand Total	1.2%	2.7%	4.0%

The trend factors by benefit category are included in the “Year 1 Trend” and “Year 2 Trend” entries on Worksheet 1, Section II of the URRT and “Cost” and “Utilization” entries in Table 3 — Trend Components of the Rate Exhibits.

### Adjustments to Trended EHB Allowed Claims PMPM

#### *Morbidity Adjustment*

The starting allowed claim experience was adjusted to reflect changes in the anticipated morbidity corresponding to Oscar’s projected demographic mix and membership distributions.

A second adjustment was included to reflect anticipated changes to the market morbidity primarily associated with changes in market membership between the experience period and the projection period. Oscar relied upon the Q1 2021 Enrollment by Metal Survey published by PID on April 28, 2021 supporting a market membership decrease of -0.4% between the 2020 and 2021 plan years, which was primarily driven by the structural dynamic that the ongoing COVID-19 pandemic has imposed on the individual market in Pennsylvania. Separately, Oscar anticipated membership growth attributed to increased affordability due to the expansion of the Advanced Premium Tax Credit (APTC) subsidies inherent in the ARP. Further supported by the enrollment windows being extended intra-year in response to the ARP, Oscar projected the market membership to increase by 8.8% between the 2021 and 2022 plan years.

In an effort to quantify the anticipated impact to market morbidity, Oscar analyzed its nationwide individual market membership which persisted from the 2019 to 2020 plan years and constructed a regression analysis to estimate the anticipated market morbidity changes in response to market membership movement between the experience period and the projection period.

In addition, an Individual Adjustment factor of 1.010 and Reinsurance Morbidity Adjustment factor of 0.999, as mandated by the PID, were applied to Oscar’s estimated morbidity adjustment.

These adjustments reflect the projected change in claim costs outside of the underlying demographics of the covered population and were also assumed when estimating the risk adjustment transfer for the projection period.

A combined factor of 1.043 is included in the “Morbidity Adjustment” entry on Worksheet 1, Section II of the URRT.

Separately, a combined factor of 1.044 is included in the “Change in Morbidity - All Other” entry of Table 5 — Development of the Projected Index Rate, Market-Adjusted Index Rate, and Total Allowed Claims of the Rate Exhibits. This factor is net of the Reinsurance Morbidity Adjustment factor as that is provided separately in the “Change in Morbidity — Impact of Reinsurance Program” entry.



### *Demographic Shift*

An adjustment was included to account for the anticipated changes in demographic mix — in both age/gender and geography — between the experience period and the projection period.

A factor of 1.023 is included in the “Demographic Shift” entry on Worksheet 1, Section II of the URRT and the “Change in Demographics” entry of Table 5 — Development of the Projected Index Rate, Market-Adjusted Index Rate, and Total Allowed Claims of the Rate Exhibits.

### *Plan Design Changes*

Oscar applied an adjustment to account for the anticipated changes in the average utilization of services due to differences in average cost sharing requirements between the experience period and projection period. Plan behavior change factors were applied at the plan level using factors developed from Oscar's risk adjusted individual claim experience. The resulting allowed and net claim costs for each plan reflect differences due to cost sharing and the impact of plan behavior change only, and not due to health status.

A factor of 1.038 is included in the “Plan Design Changes” entry on Worksheet 1, Section II of the URRT and the “Change in Benefits” entry of Table 5 — Development of the Projected Index Rate, Market-Adjusted Index Rate, and Total Allowed Claims of the Rate Exhibits.

### *Other Adjustments – Changes in Network*

Oscar applied an adjustment of 0.964 to account for anticipated changes in provider reimbursement levels between the experience period and projection period. The reimbursement changes are in response to modifications to Oscar's underlying contracts with its providers.

A factor of 0.964 is included in the “Change in Network” entry of Table 5 — Development of the Projected Index Rate, Market-Adjusted Index Rate, and Total Allowed Claims of the Rate Exhibits.

### *Other Adjustments – Prescription Drug Rebates*

An adjustment of 1.008 was included to account for the anticipated changes in the level of prescription drug rebates between the experience period and projection period.

### *Other Adjustments – Pooling Charge*

An adjustment of 1.005 was included to account for Oscar experiencing lower than expected shock claims during the experience period. In this context, a shock claim is defined as annual costs in excess of \$750,000 per individual claimant.

### *Other Adjustments – COVID-19 Pandemic*

Oscar anticipated that widespread immunity would be established prior to the 2022 plan year and due to the pandemic's influence on the experience period, Oscar applied an adjustment of 0.983 to normalize the experience period in order to project claim costs to the projection period. In doing so, Oscar removed direct costs associated with the pandemic which included items such as COVID-19 treatment, virus testing, and vaccination costs. Oscar additionally applied a two-part adjustment to normalize the estimated impact of deferred utilization. First, Oscar extrapolated from a partial year of 2020 base experience by leveraging Q3 and Q4 claim experience in order to normalize out the immense dip in utilization witnessed during the first shelter-in-place orders that took place in late Q1 and early Q2. Expected seasonality was factored into the annualization process to capture items such as calendar seasonality and work-day adjustments. Once annualized, Oscar applied a second adjustment to the claim experience to offset deferred, forgone, and suppressed utilization that continued beyond the shelter-in-place orders to restore utilization levels to what would have been expected absent the pandemic.



Oscar applied an adjustment of 1.018 to account for the costs associated with the anticipated introduction of vaccine booster shots in the 2022 plan year. Oscar assumed a 66% adoption rate across the projected membership distribution and an allowed cost of \$120 — \$60 per dose and \$60 in administration — to administer the vaccination.

A second adjustment of 1.005 was included to account for the costs associated with continued virus testing in the projection period. Although it is expected that the majority of the market membership is expected to be vaccinated by the end of the 2021 plan year, Oscar assumed a small percentage of membership will require additional virus testing in the 2022 plan year with a cost of \$120 to administer each individual test.

A combined factor of 0.971 is included in the “Other” entry on Worksheet 1, Section II of the URRT.

Separately, a combined factor of 1.007 is included in the “Change in Other” entry of Table 5 — Development of the Projected Index Rate, Market-Adjusted Index Rate, and Total Allowed Claims of the Rate Exhibits. The factor is net of the Changes in Network impact as that is accounted for in the “Change in Network” entry.

### Manual Rate Adjustments

Since Oscar’s base experience in Pennsylvania is partially credible, a manual rate methodology was additionally developed for rating purposes as described in this section. The adjustments described below were used to develop the Manual EHB Allowed Claims PMPM entry on Worksheet 1, Section II of the URRT and Table 5 — Development of the Projected Index Rate, Market-Adjusted Index Rate, and Total Allowed Claims of the Rate Exhibits.

#### *Source and Appropriateness of Experience Data Used*

Oscar started with individual claim experience from January 1, 2020 through December 31, 2020, with runout through March 31, 2021, as the manual rate basis in the projection. The starting claim experience is from Oscar’s legal entity (Oscar Insurance Company; NAIC code 15777) offering in the Texas individual market. The premium earned and incurred claims during the manual period and as reported on Worksheet 1, Section I of the URRT and Table 2 — Manual Period Claims and Premiums of the Rate Exhibits are from Oscar’s data warehouse for calendar year 2020.

In accordance with *Actuarial Standards of Practice (ASOP) #25 — Credibility Procedures*, Oscar’s internal credibility manual, determined from statistical relationships inherent in nationwide experience in the individual market, assigns full credibility at 70,000 member months. Oscar’s manual includes 1,130,335 member months and is considered fully credible for purposes of developing claim projections.

#### *Adjustments Made to the Data*

Exhibit B summarizes the adjustment factors, as described in this section, used to project the manual rate claims on an allowed basis to the projection period.

- Incurred But Not Reported

The starting claim experience represents Oscar’s best estimate of claims incurred during the manual period. The estimate includes:

- Claims processed through Oscar’s claim system,
- Claims processed outside of the claim system (e.g. pediatric dental and vision services), and
- Oscar’s best estimate of IBNR.

The IBNR estimate is calculated using a combination of claim lag methodology, seriatim case reserves, and projection methodology. A seriatim methodology is utilized for claims over \$250,000, supplemented by data



supplied by Oscar’s medical and claims operations areas. The historical lag pattern is used to calculate completion factors that are in turn used to estimate monthly incurred claims. For any recent month in the manual period where the claim experience may be too recent to be considered credible, Oscar uses a projection methodology, based on pricing assumptions adjusted for trend and seasonality. The trend factor is selected to reflect anticipated changes in per unit volume of services, mix of services and provider reimbursement levels. Claims per enrollee should fall within a predictable range, and thus, these statistics are used to check the reasonableness of the incurred claim estimate. The final IBNR estimate is calculated as incurred claims less paid claims for the manual period.

- Trend Factors – Cost and Utilization

Average cost trends were developed based on Oscar’s anticipated reimbursement levels. Utilization trends were developed at the broad service category level: inpatient facility, outpatient facility, professional, other, and prescription drugs. Utilization trend assumptions were generally estimated using Milliman’s HCG secular utilization trend levels, which are based on large data sets and are widely used by insurers and others to estimate expected claim costs and model healthcare utilization.

Table 2 provides the annualized trend assumptions that were used to adjust the allowed claims from the manual period to the projection period. The overall trend used to get from the manual period to the projection period is based on an unleveraged prospective annual trend of 4.4%.

Benefit Category	Trend		
	Utilization	Unit Cost	Total
Inpatient	0.4%	4.4%	4.8%
Outpatient	1.4%	3.7%	5.2%
Physician	1.4%	2.3%	3.7%
Other	1.4%	2.3%	3.7%
Capitation	0.0%	0.0%	0.0%
Prescription Drug	1.4%	2.9%	4.3%
Grand Total	1.2%	3.2%	4.4%

A factor of 1.089 is included in the “Manual EHB Allowed Claims PMPM” entry on Worksheet 1, Section II of the URRT and the “Total Applied Trend Projected Factor” entry of Table 3b — Manual Trend Components of the Rate Exhibits.

- Plan Design Changes

Oscar applied an adjustment to account for the anticipated changes in the average utilization of services due to differences in average cost sharing requirements between the manual period and projection period. Plan behavior change factors were applied at the plan level using factors developed from Oscar’s nationwide risk adjusted individual claim experience. The resulting allowed and net claim costs for each plan reflect differences due to cost sharing and the impact of plan behavior change only, and not due to health status.

A second adjustment was included to account for anticipated changes in underlying benefit coverage between the manual period and the projection period capturing inherent differences in EHBs, state mandated benefits, and eliminated benefits.



A combined factor of 1.029 is included in the “Manual EHB Allowed Claims PMPM” entry on Worksheet 1, Section II of the URRT and the “Change in Benefits” entry of Table 5 — Development of the Projected Index Rate, Market-Adjusted Index Rate, and Total Allowed Claims of the Rate Exhibits.

- Demographic Shift

An adjustment was included to account for the anticipated changes in demographic mix — in age and gender — between the manual base period and the projection period.

A factor of 1.115 is included in the “Manual EHB Allowed Claims PMPM” entry on Worksheet 1, Section II of the URRT and the “Change in Demographics” entry of Table 5 — Development of the Projected Index Rate, Market-Adjusted Index Rate, and Total Allowed Claims of the Rate Exhibits.

- Changes in the Morbidity of the Covered Population

The starting claim experience was adjusted to reflect changes in the anticipated morbidity corresponding to Oscar’s projected demographic mix and membership distributions.

A second adjustment was included to reflect anticipated changes to the market morbidity primarily associated with changes in market membership between the manual period and the projection period. Oscar relied upon the Q1 2021 Enrollment by Metal Survey published by PID on April 28, 2021 supporting a market membership decrease of -0.4% between the 2020 and 2021 plan years, which was primarily driven by the structural dynamic that the ongoing COVID-19 pandemic has imposed on the individual market in Pennsylvania. Separately, Oscar anticipated membership growth attributed to increased affordability due to the expansion of the Advanced Premium Tax Credit (APTC) subsidies inherent in the ARP. Further supported by the enrollment windows being extended intra-year in response to the ARP, Oscar projected the market membership to increase by 8.8% between the 2021 and 2022 plan years.

In an effort to quantify the anticipated impact to market morbidity, Oscar analyzed its nationwide individual market membership which persisted from the 2019 to 2020 plan years and constructed a regression analysis to estimate the anticipated market morbidity changes in response to market membership movement between the manual period and the projection period.

Additionally, an adjustment was made to account for the anticipated changes in market morbidity between the Texas and Pennsylvania individual markets. To estimate the market morbidity impact, Oscar relied upon the results of the *Interim Summary Report on Risk Adjustment for the 2020 Benefit Year* published by CMS on March 31, 2021, to estimate the market wide plan liability risk score, allowable rating factor, actuarial value, and induced demand factor for the Texas and Pennsylvania individual markets.

Lastly, an Individual Adjustment factor of 1.010 and Reinsurance Morbidity Adjustment factor of 0.999, as mandated by the PID, were applied to Oscar’s estimated morbidity adjustment.

These adjustments reflect the projected change in claim costs outside of the underlying demographics of the covered population and were also utilized when estimating the risk adjustment transfer for the projection period.

A combined factor of 0.974 is included in the “Manual EHB Allowed Claims PMPM” entry on Worksheet 1, Section II of the URRT.

Separately, a combined factor of 0.975 is included in the “Change in Morbidity - All Other” entry of Table 5 — Development of the Projected Index Rate, Market-Adjusted Index Rate, and Total Allowed Claims of the Rate





Exhibits. This factor is net of the Reinsurance Morbidity Adjustment factor as that is provided separately in the “Change in Morbidity — Impact of Reinsurance Program” entry.

- Change in Network

Oscar applied an adjustment to account for anticipated changes in provider reimbursement levels between the manual period and projection period. The reimbursement changes are in response to modifications to Oscar’s underlying contracts with its providers.

A factor of 1.298 is included in the “Manual EHB Allowed Claims PMPM” entry on Worksheet 1, Section II of the URRT and the “Change in Network” entry of Table 5 — Development of the Projected Index Rate, Market-Adjusted Index Rate, and Total Allowed Claims of the Rate Exhibits.

- Other Adjustments — Prescription Drug Rebates

An adjustment was included to account for the anticipated changes in the level of prescription drug rebates between the manual period and projection period.

A factor of 1.008 is included in the “Manual EHB Allowed Claims PMPM” entry on Worksheet 1, Section II of the URRT.

- Other Adjustments — Pooling Charge

An adjustment was included to account for Oscar experiencing lower than expected shock claims during the manual period. In this context, a shock claim is defined as annual costs in excess of \$750,000 per individual claimant.

A factor of 1.001 is included in the “Manual EHB Allowed Claims PMPM” entry on Worksheet 1, Section II of the URRT.

- Other Adjustments — Impact of the COVID-19 Pandemic

Oscar anticipated that widespread immunity would be established prior to the 2022 plan year and due to the pandemic’s influence on the manual period, Oscar applied an adjustment of 1.068 to normalize the manual period in order to project claim costs to the projection period. In doing so, Oscar removed direct costs associated with the pandemic which included items such as COVID-19 treatment, virus testing, and vaccination costs. Oscar additionally applied a two-part adjustment to normalize the estimated impact of deferred utilization. First, Oscar extrapolated from a partial year of 2020 base experience by leveraging Q3 and Q4 claim experience in order to normalize out the immense dip in utilization witnessed during the first shelter-in-place orders that took place in late Q1 and early Q2. Expected seasonality was factored into the annualization process to capture items such as calendar seasonality and work-day adjustments. Once annualized, Oscar applied a second adjustment to the claim experience to offset deferred, forgone, and suppressed utilization that continued beyond the shelter-in-place orders to restore utilization levels to what would have been expected absent the pandemic.

Oscar applied an adjustment of 1.012 to account for the costs associated with the anticipated introduction of vaccine booster shots in the 2022 plan year. Oscar assumed a 66% adoption rate across the projected membership distribution and an allowed cost of \$120 — \$60 per dose and \$60 in administration — to administer the vaccination.

A second adjustment of 1.003 was included to account for the costs associated with continued virus testing in the projection period. Although it is expected that the majority of the market membership is expected to be



vaccinated by the end of the 2021 plan year, Oscar assumed a small percentage of membership will require additional virus testing in the 2022 plan year with a cost of \$120 to administer each individual test.

A combined factor of 1.094 is included in the “Manual EHB Allowed Claims PMPM” entry on Worksheet 1, Section II of the URRT.

Separately, a combined factor of 1.093 is included in the “Change in Other” entry on Table 5 — Development of the Projected Index Rate, Market-Adjusted Index Rate, and Total Allowed Claims of the Rate Exhibits.

*Inclusion of Capitation Payments*

Not applicable.

**Credibility of Experience**

In accordance with *Actuarial Standards of Practice (ASOP) #25 — Credibility Procedures*, Oscar’s internal credibility manual, determined from statistical relationships inherent in nationwide experience in the individual market, assigns full credibility at 70,000 member months. Oscar’s experience includes 41,456 member months and is considered 77.0% credible for purposes of developing claim projections. Furthermore, the base period experience was not used to develop the manual rate, so there is no double counting of base period experience.

**Establishing the Index Rate**

*Experience Period*

As shown in Worksheet 1, Section II of the URRT, the experience period index rate is \$319.81. The experience period index rate reflects the estimated total combined allowed essential health benefit (EHB) claim experience in the single risk pool, and is not adjusted for payments and charges under the risk adjustment program or for marketplace user fees.

*Projection Period*

The index rate is defined as the EHB portion of projected allowed claims with respect to trend, benefit, and demographics and divided by all projected single risk pool lives. Oscar’s projection period index rate for the 2022 plan year as shown in Worksheet 1, Section II of the URRT is \$414.96.

**Development of the Market-Wide Adjusted Index Rate**

The market-adjusted index rate is calculated as the sum of the projection period index rate, the impact of the risk adjustment program, and the projected exchange user fees. Table 3 details the projection period index rate, allowable market-wide modifiers as defined in 45 CFR Part 156, §156.80(d), and the resulting market-adjusted index rate.

<b>Table 3</b>	
<b>Market-Adjusted Index Rate</b>	
Description	Value
Projection Period Index Rate	\$414.96
Net Impact of Risk Adjustment Program	\$174.96
Net Impact of State Reinsurance Program	(\$22.31)
Exchange User Fees	\$18.76
<b>Market-Adjusted Index Rate</b>	<b>\$586.36</b>

The adjustments in the table above reflect all of the market-wide modifiers allowed in federal regulation and the average demographic characteristics of the single risk pool. Please note the allowable market-wide modifiers were adjusted to an allowed basis in the development of the market-adjusted index rate which is consistent with the basis of the projected index rate. The market-adjusted modifiers on a net basis are summarized in Table 5 — Development of the Projected Index Rate, Market-Adjusted Index Rate, and Total Allowed Claims of the Rate Exhibits.



### *Reinsurance*

The starting claim experience was adjusted to reflect the removal of the projected reinsurance recoveries due to the anticipated impact of the state-based reinsurance program proposed in the Pennsylvania 1332 waiver application that was approved by CMS on July 24, 2020. The reinsurance recoveries were developed on a percent of net claims approach using the proposed parameters for the 2022 plan year — \$60,000 attachment point, coinsurance of 64%, up to a reinsurance cap of \$100,000.

Oscar started with a subset of its nationwide claim experience in the individual market as the basis for estimating the impact of reinsurance recoveries on net claims. The claim experience was both trended to the 2022 plan year at similar trend rates to that of what were included in the premium rate projections and additionally calibrated to align with the projected index rate. Oscar then bootstrapped the projected population with membership samples in line with Oscar's population in the Pennsylvania market.

The expected impact of the state reinsurance program was estimated to be a recovery of approximately 5.7% of net claims (i.e. the mean of the bootstrapped samples), which was then applied evenly across all plans in Oscar's individual market single risk pool.

Additionally, Oscar adjusted the risk adjustment transfer to account for the estimated impact of the state-based reinsurance program to the statewide average premium, which was then applied to the rate projection to bring the medical expense (i.e. net claims +/- risk adjustment) levels to market-wide levels, which form the basis of the market-adjusted index rate.

The projected reinsurance recovery amount, expressed on an allowed basis, is estimated as a recovery of \$22.31 and is reflected on Worksheet 1, Section II of the URRT.

### *Risk Adjustment Payment/Charge*

To estimate the risk adjustment PMPM, Oscar relied upon the results of the *Summary Report on Permanent Risk Adjustment Transfers for the 2020 Benefit Year* published by CMS on June 30, 2021, in combination with the *Transfer Payment Issuer Report* supplied to Oscar by CMS, to estimate the market wide plan liability risk score, allowable rating factor, actuarial value, statewide average premium, and induced demand factor for the individual market. Oscar's geographic cost factor was also adjusted based on the anticipated geographic mix for the 2022 plan year.

Oscar modeled two independent risk adjustment transfers to appropriately correspond with the risk profile of the members in the underlying experience and manual projections. For the risk adjustment transfer that corresponds to the experience projection, Oscar relied upon projected risk and rating factors that are specific to the experience period in the Pennsylvania market. For the risk adjustment transfer that corresponds to the manual projection, Oscar crosswalked the market metrics — plan liability risk score, statewide average premium, and geographic cost factors — from the manual period (i.e. Texas market) to the projection period (i.e. Pennsylvania market) while maintaining similar relative risk profiles by metal level. The two risk adjustment transfers were then blended by the same credibility weighting used to project allowed claims.

Additional adjustments were made to account for the anticipated changes in the Health and Human Services Hierarchical Condition Categories (HHS-HCC) risk adjustment coefficient changes from the 2020 plan year to the 2022 plan year, for both Oscar and the market. These adjustments were determined from the HHS Risk Weight Conversion Tool that was supplied to Oscar by Wakely on June 22, 2021.

Oscar also included an adjustment to account for the anticipated impact of the Risk Adjustment Data Validation (RADV) audit on the 2022 plan year. To estimate the RADV impact, Oscar relied on historical nationwide experience in the



individual market, measured anticipated risk adjustment coding error rates inherent in the 2019 plan year, and forecasted those error rates to the projection period. The RADV impact is estimated as a payment of \$2.55 PMPM.

Lastly, Oscar considered the impact to the projected risk adjustment transfer for the addition of the high-cost risk pooling mechanism that was implemented starting with the 2018 plan year.

The projected risk adjustment transfer, net of the risk adjustment user fee and expressed on an allowed basis, is estimated as a payment of approximately \$174.96 and is reflected in Worksheet 1, Section II of the URRT.

Any resulting risk adjustment transfer payments would be allocated proportionally across all plans in Oscar's individual market single risk pool.

Detailed quantitative support of the risk adjustment transfer projection is provided in Exhibit C.

#### *Exchange User Fees*

The impact of the exchange user fee was based on an overall assessment of 3.2%, weighted on the projected premium associated with the distribution of membership expected to enroll on the exchange.

The projected exchange user fee, expressed on an allowed basis, is estimated as a payment of approximately \$18.76 and is reflected in Worksheet 1, Section II of the URRT.

## 4.4. Plan-Adjusted Index Rate

### Projected Plan-Adjusted Index Rates

Exhibit D summarizes the plan-adjusted index rates, which are determined by applying the allowable plan-level modifiers to the market-adjusted index rate.

The allowable modifiers as described in 45 CFR Part 156, §156.80(d)(2) are the following:

#### *Actuarial Value and Cost-Sharing*

Each plan's actuarial value and cost-sharing factor includes a benefit relativity adjustment and the expected impact of the plan's cost sharing amounts on the member's utilization of services. Oscar's internal benefit pricing model, which uses a single claim distribution for all plans, was used to estimate how members purchase services differently based on the level of plan-specific cost sharing. By utilizing a static claim distribution, the pricing model's adjustments assume the same demographic and risk characteristics for each plan priced and therefore exclude expected differences in the health status of members assumed to select each plan.

#### *Plan's Provider Network and Delivery System Characteristics*

There are no anticipated plan-specific differences in the provider network or utilization management practices in Oscar's projected product suite.

#### *Plan Benefits in Addition to the EHBs*

Oscar's proposed product suite does not cover any benefits above and beyond the EHB services detailed in the Pennsylvania state benchmark plan.

#### *Administrative Costs, Excluding Exchange User Fees*

The net claims costs are adjusted to account for expected non-benefit expenses. The resulting administrative cost factors inherent in the plan-adjusted index rate development are not static due to the application of fixed cost allocation on a PMPM basis as opposed to a percent of premium basis. As documented in the market rating rules, 45 CFR 156.80(d)(2),



administrative costs are permitted plan-level adjustments to the index rate. Administrative costs in this context include administrative expenses, taxes and fees (excluding exchange user fees), and profit/risk loads.

Oscar modeled the plan-adjusted index rate development to allocate the fixed cost portion of total administrative expense on a PMPM basis to more appropriately align with the economics of the business.

Exhibit E summarizes the components of the administrative cost factor as shown in Worksheet 2, Section III of the URRT.

#### *Expected Impact of the Specific Eligibility Categories for the Catastrophic Plan*

A specific eligibility adjustment reflects the difference in expected demographics between the catastrophic plan and the non-catastrophic plans due to the unique eligibility requirements of the catastrophic plan (i.e. that only individuals under the age of 30 or eligible by reason of financial hardship can enroll). This adjustment reflects that costs vary by age and the cost of the population expected to enroll in the catastrophic plan is anticipated to be lower than non-catastrophic plans.

Oscar is proposing no change to the currently approved catastrophic eligibility adjustment.

## 4.5. Calibration

A composite calibration adjustment is applied uniformly to all plans. Detailed support of the calibration factor is provided in Exhibit F. The market-wide calibration factor is 1.738.

### Age Curve Calibration

The average age factor used in the calibration process is 1.717 and was determined by applying the standard age curve established by HHS to the projected member distribution by age, with an adjustment for non-billable members who exceed the maximum of three child dependents under the age of 21 rule.

Under this methodology, the approximate average age, rounded to the nearest whole number, associated with the single risk pool is 49.

### Geographic Factor Calibration

The average geographic rating factor is 1.005. In order to determine the geographic calibration factor the projected distribution of members by area was determined. The weighted average of the area factors was then calculated using this distribution.

Oscar intends to sell individual market products in Bucks, Carbon, Chester, Delaware, Lackawanna, Lancaster, Lehigh, Luzerne, Monroe, Montgomery, Northampton, Philadelphia, and Wyoming counties, which are within Rating Areas 3, 6, 7, and 8. Oscar is expanding its service area to Rating Area 7 effective with the 2022 plan year.

Exhibit G provides a summary of the proposed geographic rating factors applied to the plan-adjusted index rates.

### Tobacco Factor Calibration

The average tobacco rating factor used in the calibration process is 1.008.

The tobacco factors by age were developed using a Milliman research report titled *Impact of Height, Weight, and Smoking on Medical Claim Costs*, which tabulates the medical claim costs by age for smokers and non-smokers using a government data source, the Medical Expenditure Panel Survey (MEPS). Smoker prevalence rates, which were utilized above to develop the tobacco calibration factor, were based on Oscar's empirical data, and are not anticipated to be substantially different in the projection period.



Oscar is proposing no change to the currently approved tobacco rating factors.

#### 4.6. Consumer-Adjusted Premium Rate Development

Oscar derives consumer-adjusted premium rates by calibrating the plan-adjusted index rate and applying the rating factors specified by 45 CFR Part 147, §147.102. Exhibit H includes the proposed rate manual and a sample rate calculation.

### 5. Projected Loss Ratio

Oscar's projected loss ratio based on the federally-prescribed MLR methodology is 91.8%. The numerator of the projected loss ratio contains claim costs and HCQI expenses net of receipts from the risk adjustment program and the denominator consists of total premiums net of premium taxes and regulatory fees. Note the MLR in this context does not capture all adjustments, including multi-year averaging, credibility, and deductible averaging.

A summary of each component included in the loss ratio projection is provided in Exhibit I.

### 6. Plan Product Information

#### 6.1. AV Metal Values

The AV metal values included in Worksheet 2, Section I of the URRT were based solely on the HHS actuarial value calculator. Copies of the results from the actuarial value calculator including screenshots for each plan are provided as a supplemental supporting document titled "ACA AV Screenshots" accompanying the rate filing submission.

#### 6.2. Membership Projections

Oscar projected membership as displayed in Worksheet 2, Section IV of the URRT by considering the size of the projected Pennsylvania individual market in 2022 as well as our historical enrollment patterns of the Pennsylvania individual market, to estimate our assumed market penetration rate and member months projection. For silver level plans in the individual market, an estimate was made for the portion of projected enrollment that will be eligible for CSR subsidies at each subsidy level. When allocating membership within a metal level, Oscar distributed membership uniformly by plan within each metal level for both new and renewing plans.

Exhibit J summarizes the membership projection by metal level, including the alternative variant silver plans which CSR eligibles can purchase, and exchange status.

#### 6.3. Plan Type

The plan types listed in Worksheet 2, Section I of the URRT appropriately describe Oscar's plans.

### 7. Miscellaneous Information

#### 7.1. Effective Rate Review Information

##### CSR Subsidies

Oscar assumed that CSR subsidies will not be funded by the federal government for the 2022 plan year. If CSR funds are not appropriated and CSR plans continue to be offered, Oscar will then be solely responsible for covering cost sharing for these members. The proposed rates contained herein assume that CSR subsidies remain unfunded by the federal government and that the resulting shortfall will be applied exclusively to Oscar's on-exchange silver plans.



## Terminated Products

Exhibit L summarizes both the discontinued plans that were included in the single risk pool during the experience period or made available thereafter and the corresponding mapped plans.

Oscar confirms that all discontinued plans are being mapped in accordance with the hierarchy established in 45 CFR 155.355(j). Discontinued plans are mapped at the plan ID level and will be renewed to a different plan within the existing product. Members who do not actively select a different plan during open enrollment will be re-enrolled in a plan at the same metal level as their current QHP. Oscar Silver Classic Next members will be mapped to the Oscar Silver Classic plan and Oscar Silver Classic Copay members will be mapped to the Oscar Silver Elite- \$0 Ded plan.

## Renewability

The products offered within this filing are all guaranteed issue (i.e., no medical underwriting) and guaranteed renewable as required under the ACA. This rate filing applies to non-grandfathered plans only that are open to new sales. Premiums will be charged on a monthly basis and are guaranteed for the duration of the 2022 plan year.

## Pennsylvania Actuarial Memorandum and Rate Exhibits

The following information was added to comply with Section D of the 2022 ACA Compliant Health Insurance Rate Filing Guidance and a crosswalk of the various requirements is summarized in Exhibit K.

### 1A — Company Information

Refer to Table 0 — Identifying Information of the Rate Exhibits for general company information.

### 1B — Rate History and Proposed Variations in Rate Changes

Table 4 provides Oscar's most recent three years of historical rate changes in Pennsylvania, including the proposed rate change for 2022. Historical filed and approved rate changes varied by plan due to a combination of factors including shifts in benefit leveraging, cost-sharing modifications, and geographic rating factors.

Plan Year	Average Rate Change	SERFF ID
2022	-9.4%	OHIN-132808338
2021	6.9%	OHIN-132370048
2020	New Product	OHIN-131948291

### 1C — Average Rate Change

The average rate change over all plans from 2021 to 2022 using the calibrated adjusted index rate is -9.4%. The average rate change for a 21-year-old non-tobacco premium over all plans and rating areas from 2021 to 2022 is -6.9%. Rates are weighted on Oscar's Pennsylvania individual membership as of February 1, 2021. Refer to Table 10 — Plan Rates and Table 11 — Plan Premium Development for 21-Year-Old Non-Tobacco User of the Rate Exhibits for additional details.

### 1D — Membership Count

Refer to Table 1 — Number of Members of the Rate Exhibits for the projected and current (as of February 2021) average age and member months by age group in the rating period.

### 1E — Benefit Changes

Refer to the Cost Sharing Changes tab in the attached supplemental supporting document titled "ACA Supporting Rate Exhibits" accompanying the rate filing submission.



Refer to Section 4.4 — Plan-Adjusted Index Rate for a description of the pricing assumptions used in development of the proposed premium rates.

*1I — Historical Experience*

Refer to Table 4 — Historical Experience and Table 4b — Manual Historical Experience of the Rate Exhibits for historical experience estimates for both the experience period and manual period sources.

Refer to Section 4.3 — Projection Factors for a description of the unit cost and utilization trends by service category that were assumed in both the experience period and manual period rate development.

*2A — Projected Index Rate, Market-Adjusted Index Rate, and Total Allowed Claims*

Table 5 provides support for the average projected paid-to-allowed ratio. The average projected allowed and incurred PMPM reflect the member month weighted average from Worksheet 2, Section IV of the URRT.

Description	Value
Allowed Claim PMPM	\$414.96
Net Claim PMPM	\$330.72
Paid-to-Allowed Ratio	0.797

Please note the original formula of the paid-to-allowed ratio in Table 5 — Development of the Projected Index Rate, Market-Adjusted Index Rate, and Total Allowed Claims of the Rate Exhibits was linked to the membership-weighted average of the paid-to-allowed ratios in cell K15 from Table 10 — Plan Rates of the Rate Exhibits, which is based on current membership as of February 2021. This weighted average is not adjusted for differences in the magnitude of allowed and paid claims and is based on current membership as opposed to projected membership. The formula was overwritten as the ratio of the membership weighted average projected incurred claims PMPM and the membership weighted average allowed claims PMPM using projected membership for the 2022 plan year.

Refer to Section 4.3 — Projection Factors and Section 4.4 — Plan-Adjusted Index Rate for a detailed explanation of the development of the projected index rate, projected market-adjusted index rate, and projected allowed claims.

*2B — Retention Items*

Refer to Table 6 — Retention of the Rate Exhibits for an illustration of the non-benefit expenses, profit, and risk reflected in the projected premium rates.

The proposed commission schedule for the 2022 plan year that Oscar applies to policies in the individual market is \$20 PMPM for both new business and renewal business. This commission schedule shall remain in effect until terminated or replaced by Oscar in writing and within the company's sole discretion. For purposes of this commission schedule, "Initial Term" shall include the months of the first calendar year that the applicable coverage is in effect, up to and including December 31 of the first calendar year. "Renewal Term" shall refer to any months after the "Initial Term" for which the applicable coverage is in effect.

The percentage of members estimated to come through Oscar's broker channel is 23.0%. Using the proposed commission schedule of \$20.00 PMPM, along with override and bonus compensation, this results in a broker commission assumption of \$7.51 PMPM (or 1.5% of premium) at the total book level.

In addition, the net claims costs are adjusted to account for expected non-benefit expenses. The resulting administrative cost factors inherent in the plan-adjusted index rate development are not static due to the application of fixed cost





allocation on a PMPM basis as opposed to a percent of premium basis. As documented in the market rating rules, 45 CFR 156.80(d)(2), administrative costs are permitted plan-level adjustments to the index rate. Administrative costs in this context include administrative expenses, taxes and fees (excluding exchange user fees), and profit/risk loads.

Oscar modeled the plan-adjusted index rate development to allocate the fixed cost portion of total administrative expense on a PMPM basis to more appropriately align with the economics of the business.

#### *2D — Components of Rate Change*

Refer to Table 8 — Components of Rate Change and Table 9 — Year-Over-Year Data to Support Table 8 of the Rate Exhibits for the components of the rate change.

Note that Line H does not match Line A in Table 8 — Components of Rate Change of the Rate Exhibits for a number of reasons, including the following:

- The Calibrated Plan Adjusted Index Rate shown in Line A is weighted on current membership, but many of the factors applied to the base period allowed claims before normalization in Line B, including those in Table 7 — Normalized Market-Adjusted Projected Allowed Total Claims and Table 9 — Year-Over-Year Data to Support Table 8 of the Rate Exhibits, are weighted on projected membership.
- The Normalized Reinsurance Recoveries shown in Line D7 are added to the base period allowed claims (after normalization) in Line D1, when they should be subtracted.
- The retention components shown in Lines F1 to F3 are calculated as a percentage of the Plan Adjusted Index Rate in Table 10 — Plan Rates of the Rate Exhibits, but are applied as a percentage of the Calibrated Plan Adjusted Index Rate in Table 8 — Components of Rate Change. This leads to discrepancies when there are fixed PMPM administrative expenses as is the case for the 2022 plan year.

#### *4 — Plan Premium Development for 21-Year-Old Non-Tobacco User*

Refer to Table 11 — Plan Premium Development for 21-Year-Old Non-Tobacco User of the Rate Exhibits for an illustration of the development of the premium rate offered to a 21-year-old non-tobacco user in the Pennsylvania individual market for the 2022 plan year.

#### *5E — Composite Rating*

Not applicable.

#### *Additional Exhibits — MLR Exhibit*

Not applicable. Oscar entered the Pennsylvania individual market starting with the 2020 plan year.

## 7.2. Reliance

In developing this rate filing, several internal departments were relied upon for information and assumption setting. This information includes Corporate Actuarial providing rating factors, claim trend projections, and membership projections and Financial Planning and Analysis providing non-benefit expenses, taxes and fees. I have performed a limited review of this information and have deemed it to be reasonable.

## 7.3. Actuarial Certification

I, [REDACTED], am an Actuary for Oscar. I am a member of the American Academy of Actuaries and I meet the qualification standards of the Academy to render the actuarial opinion contained herein.

I hereby certify that the projected index rate is to the best of my knowledge and understanding:



- In compliance with all applicable state and federal statutes and regulations (45 CFR Part 156, §156.80(d)(2) and 45 CFR Part 147, §147.102),
- Developed in compliance with the applicable Actuarial Standards of Practice, including but not limited to:
  - ASOP No. 5, *Incurred Health and Disability Claims*,
  - ASOP No. 8, *Regulatory Filings for Health Benefits, Accident and Health Insurance, and Entities Providing Health Benefits*,
  - ASOP No. 12, *Risk Classification*,
  - ASOP No. 23, *Data Quality*,
  - ASOP No. 25, *Credibility Procedures*,
  - ASOP No. 26, *Compliance with Statutory and Regulatory Requirements for the Actuarial Certification of Small Employer Health Benefit Plans*,
  - ASOP No. 41, *Actuarial Communications*,
  - ASOP No. 42, *Determining Health and Disability Liabilities Other than Liabilities for Incurred Claims*,
  - ASOP No. 45, *The Use of Health Status Based Risk Adjustment Methodologies*, and
  - ASOP No. 50, *Determining Minimum Value and Actuarial Value Under the ACA*.
- Reasonable in relation to the benefits provided and the population anticipated to be covered, and
- Neither excessive nor deficient.

I further certify that:

- The index rate and only the allowable modifiers as described in 45 CFR Part 156, §156.80(d)(1) and 45 CFR Part 156, §156.80(d)(2) were used to generate plan level rates,
- The geographic rating factors reflect only differences in the costs of delivery and do not include differences for population morbidity by geographic area,
- The AV calculator was used to determine the AV metal values shown on Worksheet 2 of the Part I URRT for all plans,
- All factor, benefit, and other changes from the prior approved filing have been discussed in the actuarial memorandum,
- The proposed new plans are not modifications of an existing plan, and
- The information presented in the Pennsylvania Actuarial Memorandum and Pennsylvania Actuarial Memorandum Rate Exhibits is consistent with the information presented in the 2022 Rate Filing Justification.

#### [URRT and Rate Exhibit Methodology](#)


The Part I URRT and the Rate Exhibits do not demonstrate the process used by Oscar to develop proposed premium rates. It is representative of information required by federal and state regulation to be provided in support of the review



of rate increases, for certification of qualified health plans and for certification that the index rate is developed in accordance with federal regulations and used consistently and only adjusted by the allowable modifiers.

#### COVID-19 Pandemic

The starting claim experience was adjusted from the base period to the projection period to reflect the anticipated impact of items such as the normalization of the experience period and the introduction of diagnostic testing and vaccine booster costs in response to the ongoing COVID-19 pandemic and its associated impact on the individual market in Pennsylvania. Future regulatory, legislative, or economic changes may affect the extent to which the rates presented herein are neither excessive nor deficient.



Fellow, Society of Actuaries  
Member, American Academy of Actuaries  
September 17, 2021



## Exhibit A

### Summary of Proposed Rate Increases

#### Summary of Proposed Rate Increases

Benefit Plan	HIOS ID	Members	Plan-Adjusted Index Rate <sup>1</sup>		Rate Change
			2021	2022	
Bronze Classic- PCP Saver	98517PA0010002	299	\$444.61	\$406.16	-8.6%
Bronze Classic	98517PA0010003	1,072	\$482.63	\$439.12	-9.0%
Bronze Elite- PCP Saver	98517PA0010005	925	\$539.54	\$518.09	-4.0%
Silver Classic	98517PA0010006	145	\$615.24	\$592.18	-3.7%
Silver Simple- Specialist Saver	98517PA0010008	413	\$632.48	\$626.03	-1.0%
Silver Classic Off-Ex	98517PA0010010	4	\$357.59	\$324.07	-9.4%
Secure	98517PA0010011	205	\$241.70	\$207.59	-14.1%
Bronze Elite- Specialist Saver	98517PA0010012	0	n/a	n/a	n/a
Gold Classic	98517PA0010013	432	\$649.26	\$617.13	-4.9%
Bronze Simple- HSA	98517PA0010014	121	\$458.82	\$430.52	-6.2%
Silver Simple	98517PA0010015	0	n/a	n/a	n/a
Silver Classic- \$0 Ded	98517PA0010017	8	\$899.21	\$781.70	-13.1%
Silver Classic- HSA	98517PA0010018	7	\$531.06	\$486.27	-8.4%
Silver Elite- \$2000 Ded	98517PA0010019	13	\$396.84	\$385.50	-2.9%
Bronze Classic- \$0 PCP	98517PA0010021	0	n/a	n/a	n/a
Bronze Classic- Specialist Saver	98517PA0010022	0	n/a	n/a	n/a
Bronze Classic- \$3000 Ded	98517PA0010023	0	n/a	n/a	n/a
Bronze Classic- \$4700 Ded	98517PA0010024	0	n/a	n/a	n/a
Silver Simple- PCP Saver	98517PA0010025	0	n/a	n/a	n/a
Silver Elite- Specialist Saver	98517PA0010026	0	n/a	n/a	n/a
Silver Classic- Low Ded	98517PA0010027	0	n/a	n/a	n/a
Silver Elite- \$0 PCP	98517PA0010028	0	n/a	n/a	n/a
Silver Simple- HSA	98517PA0010029	0	n/a	n/a	n/a
Silver Elite- \$0 Ded	98517PA0010030	0	n/a	n/a	n/a
Bronze Classic- \$5000 Ded	98517PA0010040	0	n/a	n/a	n/a
Bronze Elite	98517PA0010041	0	n/a	n/a	n/a
Bronze Elite- \$1000 Ded	98517PA0010042	0	n/a	n/a	n/a
Bronze Elite- \$100 Ded	98517PA0010043	0	n/a	n/a	n/a
Silver Simple- For Diabetes	98517PA0010045	0	n/a	n/a	n/a
<b>Total</b>		<b>3,644</b>	<b>\$522.19</b>	<b>\$492.05</b>	<b>-5.8%</b>

<sup>1</sup>Represents the demographic mix of current membership by age and area distributions for renewing plans.



## Exhibit B

### Manual Rate Development

---

Manual Rate Development	
Base Period Allowed Claim PMPM	\$323.45
Allowed Trend Factor	1.088
Plan Design Change	1.029
Demographic Shift	1.115
Morbidity Adjustment	0.974
Network Change	1.298
Pharmacy Drug Rebates	1.008
Other Adjustments - Pooling Charge	1.001
Other Adjustments - COVID-19 Impact	1.084
Manual Allowed Claim PMPM	\$558.41



## Exhibit C

### Risk Adjustment Transfer Projection for the 2022 Plan Year

Description	Risk Pool		Definition
	Individual	Catastrophic	
Risk Factor — Oscar	1.025	0.377	A
Risk Factor — Market	1.516	0.457	B
Rating Factor — Oscar	1.239	0.677	C
Rating Factor — Market	1.312	0.590	D
State Average Premium PMPM — 2020 Plan Year	\$617.66	\$239.63	E
State Average Premium Increase <sup>1</sup>	-0.025	-0.025	F
State Average Premium PMPM — 2022 Plan Year	\$586.77	\$227.65	$G = E \times (1 + F)^2$
Administrative Cost Adjustment	0.860	0.860	H
Transfer PMPM	-\$135.67	-\$62.88	$I = [(A / B) - (C / D)] \times G \times H$
Billable Member Months	68,484	3,399	J
Forecasted Reinsurance Assessment PMPM	\$2.82	\$2.82	K
Estimated Reinsurance Recovery PMPM	\$0.00	\$0.00	L
Risk Adjustment Data Validation (RADV) Estimate	-\$2.55	-\$2.55	M
Transfer Total	-\$9,505,249		$N = I \times J$
Member Months	70,899		O
Transfer PMPM	-\$139.44		$P = N / O - K + L + M$

<sup>1</sup>Annualized over two plan years.



## Exhibit D

### Plan-Adjusted Index Rates (1 of 2)

Benefit Plan	HIOS ID	Market-Adjusted Index Rate	AV & Cost Sharing	Provider Network	EHB Adjustment	Admin Costs	Catastrophic Eligibility	Plan-Adjusted Index Rate <sup>1</sup>
		A	B	C	D	E	F	
Bronze Classic- PCP Saver	98517PA0010002	\$586.36	0.671	1.000	1.000	1.115	1.000	\$439.02
Bronze Classic	98517PA0010003	\$586.36	0.655	1.000	1.000	1.116	1.000	\$429.04
Bronze Elite- PCP Saver	98517PA0010005	\$586.36	0.791	1.000	1.000	1.107	1.000	\$513.57
Silver Classic	98517PA0010006	\$586.36	0.975	1.000	1.000	1.099	1.000	\$628.71
Silver Simple- Specialist Saver	98517PA0010008	\$586.36	0.950	1.000	1.000	1.100	1.000	\$612.61
Silver Classic Off-Ex	98517PA0010010	\$586.36	0.753	1.000	1.000	1.110	1.000	\$489.80
Secure	98517PA0010011	\$586.36	0.610	1.000	1.000	1.131	0.843	\$340.91
Bronze Elite- Specialist Saver	98517PA0010012	\$586.36	0.791	1.000	1.000	1.107	1.000	\$513.86
Gold Classic	98517PA0010013	\$586.36	0.855	1.000	1.000	1.104	1.000	\$553.57
Bronze Simple- HSA	98517PA0010014	\$586.36	0.701	1.000	1.000	1.113	1.000	\$457.23
Silver Simple	98517PA0010015	\$586.36	0.949	1.000	1.000	1.100	1.000	\$612.33
Silver Classic- \$0 Ded	98517PA0010017	\$586.36	1.021	1.000	1.000	1.098	1.000	\$656.87
Silver Classic- HSA	98517PA0010018	\$586.36	0.727	1.000	1.000	1.111	1.000	\$473.45
Silver Elite- \$2000 Ded	98517PA0010019	\$586.36	0.843	1.000	1.000	1.105	1.000	\$546.02
Bronze Classic- \$0 PCP	98517PA0010021	\$586.36	0.699	1.000	1.000	1.113	1.000	\$455.92
Bronze Classic- Specialist Saver	98517PA0010022	\$586.36	0.755	1.000	1.000	1.109	1.000	\$490.97
Bronze Classic- \$3000 Ded	98517PA0010023	\$586.36	0.764	1.000	1.000	1.109	1.000	\$496.77
Bronze Classic- \$4700 Ded	98517PA0010024	\$586.36	0.707	1.000	1.000	1.113	1.000	\$461.18
Silver Simple- PCP Saver	98517PA0010025	\$586.36	0.936	1.000	1.000	1.101	1.000	\$604.04
Silver Elite- Specialist Saver	98517PA0010026	\$586.36	1.008	1.000	1.000	1.098	1.000	\$648.71
Silver Classic- Low Ded	98517PA0010027	\$586.36	0.966	1.000	1.000	1.100	1.000	\$622.65
Silver Elite- \$0 PCP	98517PA0010028	\$586.36	1.015	1.000	1.000	1.098	1.000	\$653.25
Silver Simple- HSA	98517PA0010029	\$586.36	0.956	1.000	1.000	1.100	1.000	\$616.38
Silver Elite- \$0 Ded	98517PA0010030	\$586.36	0.985	1.000	1.000	1.099	1.000	\$634.44
Bronze Classic- \$5000 Ded	98517PA0010040	\$586.36	0.760	1.000	1.000	1.109	1.000	\$494.26
Bronze Elite	98517PA0010041	\$586.36	0.784	1.000	1.000	1.108	1.000	\$509.28
Bronze Elite- \$1000 Ded	98517PA0010042	\$586.36	0.785	1.000	1.000	1.108	1.000	\$509.95
Bronze Elite- \$100 Ded	98517PA0010043	\$586.36	0.788	1.000	1.000	1.108	1.000	\$511.47
Silver Simple- For Diabetes	98517PA0010045	\$586.36	0.957	1.000	1.000	1.100	1.000	\$617.04

<sup>1</sup>Plan-Adjusted Index Rate = A x B x C x D x E x F



## Exhibit D

### Plan-Adjusted Index Rates (2 of 2)

AV & Cost Sharing					
Benefit Plan	HIOS ID	Paid-to-Allowed Ratio	CSR Load	Induced Demand Factor	AV & Cost Sharing <sup>1</sup>
		A	B	C	
Bronze Classic- PCP Saver	98517PA0010002	0.707	1.000	0.950	0.671
Bronze Classic	98517PA0010003	0.693	1.000	0.945	0.655
Bronze Elite- PCP Saver	98517PA0010005	0.797	1.000	0.993	0.791
Silver Classic	98517PA0010006	0.748	1.220	1.069	0.975
Silver Simple- Specialist Saver	98517PA0010008	0.736	1.220	1.058	0.950
Silver Classic Off-Ex	98517PA0010010	0.770	1.000	0.978	0.753
Secure	98517PA0010011	0.654	1.000	0.932	0.610
Bronze Elite- Specialist Saver	98517PA0010012	0.797	1.000	0.993	0.791
Gold Classic	98517PA0010013	0.840	1.000	1.018	0.855
Bronze Simple- HSA	98517PA0010014	0.730	1.000	0.960	0.701
Silver Simple	98517PA0010015	0.735	1.220	1.058	0.949
Silver Classic- \$0 Ded	98517PA0010017	0.768	1.220	1.089	1.021
Silver Classic- HSA	98517PA0010018	0.750	1.000	0.969	0.727
Silver Elite- \$2000 Ded	98517PA0010019	0.832	1.000	1.013	0.843
Bronze Classic- \$0 PCP	98517PA0010021	0.728	1.000	0.959	0.699
Bronze Classic- Specialist Saver	98517PA0010022	0.771	1.000	0.979	0.755
Bronze Classic- \$3000 Ded	98517PA0010023	0.778	1.000	0.982	0.764
Bronze Classic- \$4700 Ded	98517PA0010024	0.735	1.000	0.962	0.707
Silver Simple- PCP Saver	98517PA0010025	0.729	1.220	1.052	0.936
Silver Elite- Specialist Saver	98517PA0010026	0.762	1.220	1.084	1.008
Silver Classic- Low Ded	98517PA0010027	0.743	1.220	1.065	0.966
Silver Elite- \$0 PCP	98517PA0010028	0.765	1.220	1.087	1.015
Silver Simple- HSA	98517PA0010029	0.738	1.220	1.061	0.956
Silver Elite- \$0 Ded	98517PA0010030	0.752	1.220	1.073	0.985
Bronze Classic- \$5000 Ded	98517PA0010040	0.775	1.000	0.981	0.760
Bronze Elite	98517PA0010041	0.792	1.000	0.990	0.784
Bronze Elite- \$1000 Ded	98517PA0010042	0.793	1.000	0.991	0.785
Bronze Elite- \$100 Ded	98517PA0010043	0.794	1.000	0.991	0.788
Silver Simple- For Diabetes	98517PA0010045	0.739	1.220	1.061	0.957

<sup>1</sup>AV & Cost Sharing = A x B x C





## Exhibit E

### Administrative Cost Factor Components

Description	Allocation Category	
	PMPM	% of Premium
General Administration	\$32.37	6.3%
Broker Commissions	\$7.51	1.5%
HCQI	\$8.12	1.6%
Subtotal — Administrative Expense Load	\$48.00	9.3%
Premium Tax	\$0.00	0.0%
Risk Adjustment User Fee	\$0.25	0.0%
PCORI	\$0.23	0.0%
Exchange Fee	\$14.95	2.9%
Federal Income Tax	\$0.33	0.1%
Subtotal — Taxes and Fees	\$15.75	3.0%
Risk Margin <sup>1</sup>	\$1.23	0.2%
Subtotal — Risk Margin	\$1.23	0.2%
Total Retention <sup>2</sup>	\$50.03	9.7%

<sup>1</sup>The targeted risk margin is net federal income taxes.

<sup>2</sup>The exchange user fee is excluded from the total retention estimate.



## Exhibit F

### Calibration Development

Age	Member Distribution <sup>1</sup>	Age Factor <sup>2</sup>	Age	Member Distribution		Tobacco Factor	Rating Area	Member Distribution	Area Factor
				Smoker	Non-Smoker				
0-14	1.7%	0.765	0-14	0.0%	1.7%	1.000	3	12.8%	0.878
15	0.2%	0.833	15	0.0%	0.2%	1.000	6	14.1%	1.043
16	0.3%	0.859	16	0.0%	0.3%	1.000	7	7.3%	1.058
17	0.3%	0.885	17	0.0%	0.3%	1.000	8	65.8%	1.015
18	0.3%	0.913	18	0.0%	0.3%	1.000	Total	100.0%	1.005
19	0.6%	0.941	19	0.0%	0.6%	1.000			
20	0.9%	0.970	20	0.0%	0.9%	1.000			
21	0.9%	1.000	21	0.0%	0.9%	1.000			
22	1.1%	1.000	22	0.0%	1.1%	1.000			
23	1.2%	1.000	23	0.1%	1.1%	1.000			
24	1.5%	1.000	24	0.1%	1.4%	1.000			
25	1.2%	1.004	25	0.0%	1.2%	1.050			
26	4.2%	1.024	26	0.2%	4.0%	1.050			
27	3.8%	1.048	27	0.1%	3.6%	1.050			
28	3.6%	1.087	28	0.1%	3.5%	1.050			
29	3.1%	1.119	29	0.1%	3.0%	1.050			
30	2.7%	1.135	30	0.1%	2.7%	1.050			
31	2.5%	1.159	31	0.2%	2.4%	1.050			
32	2.1%	1.183	32	0.1%	2.1%	1.050			
33	1.9%	1.198	33	0.1%	1.8%	1.050			
34	1.9%	1.214	34	0.1%	1.8%	1.050			
35	1.7%	1.222	35	0.1%	1.7%	1.090			
36	1.8%	1.230	36	0.0%	1.8%	1.090			
37	1.7%	1.238	37	0.1%	1.6%	1.090			
38	1.7%	1.246	38	0.1%	1.6%	1.090			
39	1.3%	1.262	39	0.1%	1.2%	1.090			
40	1.6%	1.278	40	0.2%	1.4%	1.090			
41	1.5%	1.302	41	0.1%	1.4%	1.090			
42	1.5%	1.325	42	0.1%	1.4%	1.090			
43	1.8%	1.357	43	0.1%	1.7%	1.090			
44	1.3%	1.397	44	0.1%	1.2%	1.090			
45	1.1%	1.444	45	0.0%	1.1%	1.090			
46	1.6%	1.500	46	0.1%	1.5%	1.090			
47	1.4%	1.563	47	0.1%	1.3%	1.090			
48	1.5%	1.635	48	0.2%	1.3%	1.090			
49	2.0%	1.706	49	0.1%	1.9%	1.090			
50	1.9%	1.786	50	0.1%	1.8%	1.090			
51	1.6%	1.865	51	0.2%	1.4%	1.090			
52	2.0%	1.952	52	0.1%	1.9%	1.090			
53	2.1%	2.040	53	0.2%	1.9%	1.090			
54	2.3%	2.135	54	0.3%	2.0%	1.090			
55	2.7%	2.230	55	0.1%	2.6%	1.125			
56	2.9%	2.333	56	0.2%	2.7%	1.125			
57	2.6%	2.437	57	0.2%	2.4%	1.125			
58	2.9%	2.548	58	0.2%	2.6%	1.125			
59	2.9%	2.603	59	0.2%	2.7%	1.125			
60	2.3%	2.714	60	0.3%	2.1%	1.125			
61	2.7%	2.810	61	0.4%	2.3%	1.125			
62	3.7%	2.873	62	0.5%	3.2%	1.125			
63	3.1%	2.952	63	0.3%	2.8%	1.125			
64+	4.5%	3.000	64+	0.2%	4.2%	1.125			
Total	100.0%	1.717	Total <sup>1</sup>	6.3%	93.7%	1.008	Calibration Factor		
							1.738		

<sup>1</sup>Distribution of projected billed members.

<sup>2</sup>Non-billed members were assigned a factor of 0.



## Exhibit G

### Geographic Rating Factors

Rating Area	Description	Member Distribution <sup>1</sup>	Area Factor		% Change
			Current <sup>2</sup>	Proposed	
3	Scranton	14.6%	0.843	0.878	4.1%
6	Allentown	15.7%	1.013	1.043	3.0%
7	Central PA	0.0%	n/a	1.058	n/a
8	Philadelphia	69.7%	1.029	1.015	-1.4%
Total		100.0%	0.999	0.999	0.0%

<sup>1</sup>Membership distribution as of March 2021.

<sup>2</sup>The current factors were normalized with the current distribution for comparison purposes.



# Exhibit H

## Rate Manual

---

### Sample Rate Calculation

---

#### Sample Member Demographics

Silver Classic, 40 Year-Old, Rating Area 8

	<u>Source</u>	<u>Factor</u>
Plan-Adjusted Index Rate:	Exhibit D	\$628.71
Age Factor:	Exhibit F	1.278
Tobacco Factor:	Exhibit F	1.090
Area Factor:	Exhibit F	1.015
Calibration Factor:	Exhibit F	1.738

#### Calculation of Projected Premium

=Plan-Adjusted Index Rate x Age Factor x Tobacco Factor x Area Factor / Calibration Factor

=\$511.56

---



## Exhibit I

### Projected Medical Loss Ratio

#### Projected Medical Loss Ratio (Federally-Prescribed)

Description	Value	Definition
Net Claims	\$330.72	A
HCQI	\$8.12	B
Risk Adjustment	(\$139.44)	C
State Reinsurance	\$17.78	D
MLR Numerator	\$460.49	$E = A + B - C - D$
Premium	\$517.35	F
Taxes	\$15.75	G
MLR Denominator	\$501.60	$H = F - G$
Projected MLR	91.8%	$I = E / H$



## Exhibit J

### Distribution of Membership Across Metal

Metal	Exchange Status	Membership	
		Distribution	Member Months
Catastrophic	On	4.2%	2,965
	Off	0.5%	388
Bronze	On	52%	36,835
	Off	1.3%	936
Silver Base Plan	On	1.1%	783
	Off	0.6%	432
Silver 94% CSR Variant	On	11.8%	8,351
	Off	0.0%	0
Silver 87% CSR Variant	On	12.4%	8,811
	Off	0.0%	0
Silver 73% CSR Variant	On	1.9%	1,365
	Off	0.0%	0
Gold	On	12.9%	9,176
	Off	1.2%	857
Total		100.0%	70,899



## Exhibit K

### Crosswalk to Components of the Pennsylvania Actuarial Memorandum

Item	Location
<b>Section 1 — Basic Information and Data</b>	
A. Company Information	Section 7.1
B. Rate History & Proposed Variation in Rate Changes	Section 7.1
C. Average Rate Change	Section 3
D. Membership Count	Section 7.1
E. Benefit Changes	Section 4.4
F. Experience Period Claims & Premium	Sections 4.1 & 4.3
G. Credibility of Data	Section 4.3
H. Trend Identification	Section 4.3
I. Historical Experience	Section 7.1
<b>Section 2 — Rate Development &amp; Change</b>	
A. Development of PAIR, MAIR and Total Allowed Claims	Sections 7.1
B. Retention Items	Section 7.1
C. Normalized Market-Adjusted Projected Allowed Total Claims	Section 4.5
D. Components of Rate Change	Section 7.1
<b>Section 3 — Plan Rate Development</b>	Sections 4.4 & 4.5 & 5
<b>Section 4 — Plan Premium Development for 21-Year-Old Non-Tobacco User</b>	Section 7.1
<b>Section 5 — Plan Factors</b>	
A. Age and Tobacco Factors	Section 4.5
B. Geographic Factors	Section 4.5
C. Network Factors	Section 4.3
D. Service Area Composition	Section 4.5
E. Composite Rating	Section 7.1
<b>Section 6 — Actuarial Certifications</b>	Section 7.3



## Exhibit L

### Terminated Products

Terminated Plan Name	Terminated HIOS ID	Mapped Plan Name	Mapped HIOS ID
Plans offered during the 2021 plan year and terminated prior to the 2022 plan year			
Oscar Silver Classic Next	98517PA0010009	Silver Classic	98517PA0010006
Oscar Silver Classic Copay	98517PA0010016	Silver Elite- \$0 Ded	98517PA0010030
Plans offered during the 2020 plan year and terminated prior to the 2021 plan year			
Oscar Simple Bronze	98517PA0010001	Bronze Classic	98517PA0010003
Oscar Saver Bronze	98517PA0010004	Bronze Classic	98517PA0010003
Oscar Simple Silver	98517PA0010007	Silver Classic	98517PA0010006





**PA Rate Template Part I**  
**Data Relevant to the Rate Filing**

**Table 0. Identifying Information**

Carrier Name:	Discar Health Plan of Pennsylvania, Inc.		
Product(s):	HMO		
Market Segment:	Individual		
Rate Effective Date:	1/1/22	to	12/31/22
Base Period Start Date:	1/1/20	to	12/31/20
Date of Most Recent Membership:	2/1/21		

**Table 1. Number of Members**

	Member-months	Members	Member-months
	Experience Period	Current Period (as of 02-01-2021)	Projected Rating Period
Average Age	42.3	42.9	42.8
Total	41,456	4,191	70,899
<18	992	106	1,802
18-24	3,245	273	4,597
25-29	6,618	653	11,221
30-34	4,581	481	7,946
35-39	3,029	356	5,907
40-44	3,321	321	5,478
45-49	3,431	318	5,452
50-54	4,456	415	7,069
55-59	5,395	577	9,883
60-63	5,016	488	8,375
64+	1,373	203	3,167

**Table 2. Experience Period Claims and Premiums**

Earned Premium	Paid Claims	Ultimate Incurred Claims	Member Months	Estimated Cost Sharing (Member + HHS)	Allowed Claims (Non-Capitated)	Non-EHB portion of Allowed Claims	Total Prescription Drug Rebates*	Total EHB Capitation	Total Non-EHB Capitation	Estimated Risk Adjustment	Estimated Reinsurance Recoveries	
\$23,597,930.61	\$11,404,092.80	\$11,939,321.10	41,456	\$1,318,820.70	\$13,934,159.14	\$0.00	(\$676,017.28)	\$0.00	\$0.00	(\$4,684,631.01)	\$0.00	
Experience Period Total Allowed EHB Claims + EHB Capitation PMPM (net of prescription drug rebates)											\$	319.81
Loss Ratio												63.60%

\* Express Prescription Drug Rebates as a negative number

**Table 3. Trend Components**

Service Category	Cost*	Utilization*	Induced Demand*	Composite Trend	Weight*
Inpatient Hospital	2.10%	0.40%	0.00%	2.51%	31.93%
Outpatient Hospital	1.60%	1.40%	0.00%	3.02%	25.31%
Professional	4.70%	1.40%	0.00%	6.17%	17.41%
Other Medical	4.20%	4.40%	0.00%	8.67%	4.66%
Capitation				0.00%	0.00%
Prescription Drugs	1.00%	1.40%	0.00%	5.47%	18.69%
Total Annual Trend				4.01%	100.00%
Months of Trend				24	
Total Applied Trend Projection Factor				1.082	

\* Express Cost, Utilization, Induced Demand and Weight as percentages  
 \*\* Should equal URR1 Trend

**Table 4. Historical Experience**

Month-Year	Total Annual Premium	Incurred Claims	Completion Factors*	Ultimate Incurred Claims	Members	Ultimate Incurred PMPM	Estimated Annual Cost Sharing (Member + HHS)	Prescription Drug Rebates**	Allowed Claims (Net of Prescription Drug Rebates)	Allowed PMPM
Jan-17						#DIV/0!				#DIV/0!
Feb-17						#DIV/0!				#DIV/0!
Mar-17						#DIV/0!				#DIV/0!
Apr-17						#DIV/0!				#DIV/0!
May-17						#DIV/0!				#DIV/0!
Jun-17						#DIV/0!				#DIV/0!
Jul-17						#DIV/0!				#DIV/0!
Aug-17						#DIV/0!				#DIV/0!
Sep-17						#DIV/0!				#DIV/0!
Oct-17						#DIV/0!				#DIV/0!
Nov-17						#DIV/0!				#DIV/0!
Dec-17						#DIV/0!				#DIV/0!
Jan-18						#DIV/0!				#DIV/0!
Feb-18						#DIV/0!				#DIV/0!
Mar-18						#DIV/0!				#DIV/0!
Apr-18						#DIV/0!				#DIV/0!
May-18						#DIV/0!				#DIV/0!
Jun-18						#DIV/0!				#DIV/0!
Jul-18						#DIV/0!				#DIV/0!
Aug-18						#DIV/0!				#DIV/0!
Sep-18						#DIV/0!				#DIV/0!
Oct-18						#DIV/0!				#DIV/0!
Nov-18						#DIV/0!				#DIV/0!
Dec-18						#DIV/0!				#DIV/0!
Jan-19						#DIV/0!				#DIV/0!
Feb-19						#DIV/0!				#DIV/0!
Mar-19						#DIV/0!				#DIV/0!
Apr-19						#DIV/0!				#DIV/0!
May-19						#DIV/0!				#DIV/0!
Jun-19						#DIV/0!				#DIV/0!
Jul-19						#DIV/0!				#DIV/0!
Aug-19						#DIV/0!				#DIV/0!
Sep-19						#DIV/0!				#DIV/0!
Oct-19						#DIV/0!				#DIV/0!
Nov-19						#DIV/0!				#DIV/0!
Dec-19						#DIV/0!				#DIV/0!
Jan-20		\$575,766.21	0.9775	\$ 588,995.03	3,566	\$ 165.17		(\$28,541.01)	\$758,044.67	\$ 212.38
Feb-20		\$1,337,475.76	0.9861	\$ 1,356,301.23	3,623	\$ 374.36		(\$37,537.37)	\$1,532,248.04	\$ 422.92
Mar-20		\$667,082.56	0.9752	\$ 684,025.88	3,537	\$ 193.39		(\$34,513.44)	\$803,801.01	\$ 227.26
Apr-20		\$665,450.07	0.9771	\$ 778,889.27	3,531	\$ 163.94		(\$67,668.18)	\$920,285.72	\$ 175.67
May-20		\$597,312.56	0.9774	\$ 611,130.22	3,558	\$ 171.76		(\$46,743.48)	\$689,442.17	\$ 193.77
Jun-20		\$936,590.29	0.9757	\$ 959,965.45	3,547	\$ 270.64		(\$61,893.01)	\$1,071,695.99	\$ 302.14
Jul-20		\$814,410.90	0.9749	\$ 866,130.89	3,481	\$ 248.82		(\$79,238.23)	\$966,929.56	\$ 277.77
Aug-20		\$1,010,762.62	0.9678	\$ 1,044,170.46	3,460	\$ 301.84		(\$61,096.86)	\$1,180,330.57	\$ 341.14
Sep-20		\$1,061,065.78	0.9493	\$ 1,117,687.84	3,419	\$ 326.90		(\$86,104.11)	\$1,209,427.69	\$ 353.74
Oct-20		\$1,071,747.26	0.9359	\$ 1,145,151.47	3,326	\$ 344.30		(\$74,654.00)	\$1,229,583.75	\$ 369.69
Nov-20		\$1,181,707.89	0.9318	\$ 1,268,553.91	3,263	\$ 388.68		(\$62,317.88)	\$1,377,487.29	\$ 422.14
Dec-20		\$3,554,523.30	0.9046	\$ 1,718,386.65	3,146	\$ 546.21		(\$53,632.21)	\$1,818,685.40	\$ 578.16
	\$23,597,930.61						\$ 1,318,820.77			

\* Express Completion Factor as a percentage  
 \*\* Express Prescription Drug Rebates as a negative number

Carrier Name: Oscar Health Plan of Pennsylvania, Inc.  
 Product(s): HMO  
 Market Segment: Individual  
 Rate Effective Date: 1/1/22

**Table 2b. Manual Experience Period Claims and Premiums**

Earned Premium	Paid Claims	Ultimate Incurred Claims	Member Months	Estimated Cost Sharing (Member & HHS)	Allowed Claims (Non-Capitated)	Non-EHB portion of Allowed Claims	Total Prescription Drug Rebates*	Total EHB Capitation	Total Non-EHB Capitation	Estimated Risk Adjustment	Estimated Reinsurance Recoveries	
\$501,852,007.52	\$791,986,958.41	\$313,357,588.39	1,130,335	\$52,252,180.25	\$385,937,067.30	\$0.00	(\$70,327,298.68)	\$0.00	\$0.00	(\$164,006,228.90)	\$0.00	
Experience Period Total Allowed EHB Claims + EHB Capitation PMPM (net of prescription drug rebates)											\$	323.45
Loss Ratio											\$	86.73%

\*Express Prescription Drug Rebates as a negative number

**Table 3b. Manual Trend Components**

Service Category	Cost*	Utilization*	Induced Demand*	Composite Trend	Weight*
Inpatient Hospital	4.40%	0.40%	0.00%	4.82%	22.80%
Outpatient Hospital	3.70%	1.40%	0.00%	5.15%	18.28%
Professional	2.30%	1.40%	0.00%	3.73%	36.10%
Other Medical	2.30%	1.40%	0.00%	3.73%	2.47%
Capitation				0.00%	0.00%
Prescription Drugs	2.90%	1.40%	0.00%	4.34%	20.35%
Total Annual Trend				4.36%	100.00%
Months of Trend				24	
Total Applied Trend Projection Factor				1.089	

\* Express Cost, Utilization, Induced Utilization and Weight as percentages

**Table 4b. Historical Manual Experience**

Month-Year	Total Annual Premium	Incurred Claims	Completion Factors*	Ultimate Incurred Claims	Members	Ultimate Incurred PMPM	Estimated Annual Cost Sharing (Member + HHS)	Prescription Drug Rebates**	Allowed Claims (Net of Prescription Drug Rebates)	Allowed PMPM
Jan-17		\$7,421,765.84	0.9804	7,568,596.61	28,719	\$	263.54	\$316,846.59	\$7,052,059.10	\$315.19
Feb-17		\$8,375,817.93	0.9814	8,534,560.76	30,935	\$	275.89	\$363,833.88	\$9,339,149.38	\$311.29
Mar-17		\$10,357,145.16	0.9841	10,524,484.46	32,359	\$	325.24	\$457,615.44	\$12,089,520.41	\$373.61
Apr-17		\$10,178,966.89	0.9841	10,343,427.39	31,645	\$	326.86	\$488,061.52	\$11,604,793.86	\$366.72
May-17		\$10,403,878.62	0.9849	10,563,182.68	30,544	\$	345.83	\$559,621.90	\$11,790,801.20	\$386.03
Jun-17		\$9,869,405.04	0.9841	10,028,863.98	30,008	\$	334.21	\$551,266.83	\$10,972,338.71	\$365.65
Jul-17		\$9,871,027.83	0.9847	10,029,493.83	30,011	\$	334.19	\$497,514.16	\$10,836,338.58	\$361.08
Aug-17		\$10,817,184.52	0.9859	10,971,888.14	29,700	\$	369.42	\$511,889.24	\$11,839,656.42	\$398.64
Sep-17		\$10,222,899.47	0.9853	10,376,215.13	29,387	\$	353.05	\$525,788.21	\$11,116,948.51	\$378.29
Oct-17		\$11,599,870.13	0.9871	11,751,464.02	28,989	\$	405.38	\$749,061.33	\$12,308,115.73	\$424.58
Nov-17		\$10,722,008.08	0.9863	10,870,939.96	28,518	\$	381.20	\$686,323.70	\$11,374,001.86	\$398.84
Dec-17	\$	123,051,153.10	0.9869	11,129,158.32	27,699	\$	401.79	\$633,536.54	\$11,604,098.51	\$418.94
Jan-18		\$20,365,282.88	0.9810	21,191,761.58	93,087	\$	227.66	\$1,069,367.82	\$26,428,409.42	\$283.91
Feb-18		\$23,761,481.27	0.9658	24,602,900.47	93,826	\$	262.22	\$1,215,780.93	\$29,360,472.60	\$312.92
Mar-18		\$26,156,156.54	0.9689	26,995,723.54	92,711	\$	311.48	\$1,459,902.99	\$31,435,827.81	\$339.07
Apr-18		\$26,295,357.72	0.9694	27,125,394.80	91,512	\$	296.41	\$1,413,820.67	\$31,079,029.78	\$339.62
May-18		\$28,236,970.02	0.9711	29,159,694.18	88,770	\$	338.48	\$1,590,559.37	\$33,014,711.11	\$371.91
Jun-18		\$26,631,609.39	0.9698	27,466,593.84	87,584	\$	313.60	\$1,569,644.18	\$30,549,155.88	\$348.80
Jul-18		\$27,660,338.99	0.9711	28,483,512.50	86,486	\$	329.34	\$1,690,140.51	\$31,410,726.38	\$363.19
Aug-18		\$31,622,162.31	0.9748	32,439,641.27	85,596	\$	378.99	\$1,857,114.05	\$35,639,188.78	\$416.37
Sep-18		\$27,462,233.15	0.9718	28,344,957.96	84,735	\$	333.57	\$1,680,622.89	\$30,818,273.20	\$363.70
Oct-18		\$30,766,213.51	0.9749	31,558,327.53	83,433	\$	378.25	\$2,039,600.37	\$33,868,151.90	\$405.93
Nov-18		\$33,361,315.01	0.9774	34,132,714.35	81,980	\$	416.35	\$2,022,625.33	\$36,030,610.36	\$439.50
Dec-18	\$	459,397,834.09	0.9762	31,520,641.94	79,773	\$	395.13	\$2,006,717.37	\$33,511,527.52	\$420.09
Jan-19		\$17,226,959.11	0.9650	17,840,678.45	62,048	\$	287.53	\$931,760.45	\$23,420,509.20	\$377.46
Feb-19		\$15,715,432.13	0.9623	16,327,721.69	61,053	\$	267.44	\$844,381.19	\$20,836,117.54	\$341.12
Mar-19		\$17,894,122.79	0.9673	18,499,041.45	59,600	\$	310.39	\$955,469.56	\$22,676,110.07	\$380.47
Apr-19		\$18,900,849.97	0.9699	19,495,457.42	58,299	\$	334.41	\$1,109,454.06	\$21,244,271.60	\$398.54
May-19		\$18,609,020.57	0.9699	19,192,471.71	56,903	\$	337.28	\$1,149,914.54	\$21,744,020.78	\$400.58
Jun-19		\$16,741,751.42	0.9669	17,314,873.74	55,842	\$	310.07	\$1,060,257.60	\$20,336,888.63	\$364.19
Jul-19		\$19,503,626.64	0.9720	20,065,459.51	54,744	\$	366.53	\$1,088,069.86	\$22,974,865.80	\$419.68
Aug-19		\$18,184,007.56	0.9703	18,740,603.48	53,870	\$	347.89	\$1,026,707.69	\$21,952,212.01	\$407.50
Sep-19		\$17,482,956.13	0.9699	18,029,242.17	53,137	\$	339.30	\$1,025,600.41	\$20,345,113.70	\$382.49
Oct-19		\$19,615,177.48	0.9733	20,153,269.78	52,207	\$	386.03	\$1,263,789.38	\$22,549,258.83	\$431.92
Nov-19		\$17,477,528.54	0.9703	18,012,499.78	51,346	\$	350.81	\$1,071,974.35	\$20,046,315.07	\$390.42
Dec-19	\$	294,178,748.81	0.9733	19,628,302.57	50,182	\$	391.14	\$1,210,309.27	\$21,509,188.43	\$428.50
Jan-20		\$20,571,133.44	0.9340	22,019,404.43	44,460	\$	333.11	\$1,365,386.35	\$28,655,560.42	\$393.36
Feb-20		\$20,880,053.81	0.9487	22,009,121.76	44,867	\$	332.00	\$1,416,652.81	\$28,034,579.38	\$395.51
Mar-20		\$20,424,834.87	0.9552	21,382,783.57	44,382	\$	326.56	\$1,720,847.19	\$26,167,167.10	\$377.25
Apr-20		\$18,094,718.71	0.9318	19,419,101.43	43,763	\$	207.11	\$1,606,899.50	\$22,739,953.08	\$338.69
May-20		\$23,677,720.87	0.9489	24,952,809.43	44,415	\$	364.28	\$1,661,237.48	\$28,865,115.90	\$395.73
Jun-20		\$24,555,282.76	0.9579	25,634,495.00	45,640	\$	368.03	\$1,771,241.90	\$29,778,088.60	\$411.36
Jul-20		\$27,299,119.88	0.9507	28,714,757.42	45,784	\$	399.79	\$1,760,825.76	\$32,969,835.16	\$442.21
Aug-20		\$25,287,828.84	0.9426	26,830,587.63	46,044	\$	279.36	\$1,716,714.79	\$31,396,316.30	\$326.90
Sep-20		\$26,739,288.54	0.9268	28,829,616.47	44,925	\$	303.71	\$1,866,918.23	\$31,782,122.50	\$345.35
Oct-20		\$29,647,807.85	0.9462	31,333,553.00	43,281	\$	335.90	\$1,829,632.33	\$35,391,759.10	\$379.41
Nov-20		\$26,073,076.68	0.9040	28,841,898.98	42,306	\$	312.46	\$1,669,320.19	\$32,381,362.31	\$350.80
Dec-20	\$	501,852,007.52	0.8611	33,387,632.37	40,468	\$	369.05	\$1,940,142.20	\$36,807,862.67	\$406.86

\* Express Completion Factor as a percentage

\*\*Express Prescription Drug Rebates as a negative number

**Continuance Table for Calculating Reinsurance Impact - Individual Market Only, Experience Period Information**

Carrier Name:	Oscar Health Plan of Pennsylvania, Inc.	Attachment Point:	\$60,000
Product(s):	HMO	Reinsurance Cap:	\$100,000
Market Segment:	Individual	Coinsurance Rate:	64%
Rate Effective Date:	1/1/22		
Incurred Dates:	1/1/2020 to 12/31/2020	Proj. Incurred Claim Impact:	-4.7%

Individual ACA Compliant Policies Only: Incurred Dates 1/1/2020 to 12/31/2020				
Annual Incurred Claims Range	Unique Members	Member Months	Total Incurred Claims	Total Incurred Claims with Reinsurance
\$0	\$29,999	5,282	40,833	\$5,402,433
\$30,000	\$34,999	9	97	\$284,621
\$35,000	\$39,999	8	82	\$300,300
\$40,000	\$44,999	8	87	\$344,744
\$45,000	\$49,999	4	37	\$193,183
\$50,000	\$54,999	4	39	\$209,946
\$55,000	\$59,999	4	39	\$224,851
\$60,000	\$64,999	2	20	\$120,624
\$65,000	\$69,999	4	39	\$268,056
\$70,000	\$74,999	0	0	\$0
\$75,000	\$79,999	1	11	\$77,919
\$80,000	\$84,999	3	34	\$246,795
\$85,000	\$89,999	0	0	\$0
\$90,000	\$94,999	2	18	\$185,063
\$95,000	\$99,999	2	8	\$195,184
\$100,000	\$109,999	1	5	\$102,774
\$110,000	\$119,999	1	12	\$115,184
\$120,000	\$129,999	3	29	\$370,653
\$130,000	\$139,999	2	24	\$270,435
\$140,000	\$149,999	1	12	\$141,964
\$150,000	\$159,999	1	12	\$154,998
\$160,000	\$169,999	0	0	\$0
\$170,000	\$179,999	0	0	\$0
\$180,000	\$189,999	0	0	\$0
\$190,000	\$199,999	0	0	\$0
\$200,000	\$209,999	0	0	\$0
\$210,000	\$219,999	0	0	\$0
\$220,000	\$229,999	1	12	\$223,506
\$230,000	\$239,999	0	0	\$0
\$240,000	\$249,999	0	0	\$0
\$250,000	\$259,999	0	0	\$0
\$260,000	\$269,999	0	0	\$0
\$270,000	\$279,999	0	0	\$0
\$280,000	\$289,999	0	0	\$0
\$290,000	\$299,999	0	0	\$0
\$300,000	\$324,999	0	0	\$0
\$325,000	\$349,999	0	0	\$0
\$350,000	\$374,999	0	0	\$0
\$375,000	\$399,999	1	12	\$385,907
\$400,000	\$424,999	1	12	\$413,370
\$425,000	\$449,999	1	12	\$432,809
\$450,000	\$474,999	0	0	\$0
\$475,000	\$499,999	0	0	\$0
\$500,000	\$599,999	2	24	\$1,080,004
\$600,000	\$699,999	0	0	\$0
\$700,000	\$799,999	0	0	\$0
\$800,000	\$899,999	0	0	\$0
\$900,000	\$999,999	0	0	\$0
\$1,000,000+				\$0
<b>Total</b>	<b>5,348</b>	<b>41,510</b>	<b>\$11,745,322</b>	<b>\$11,198,993</b>

**Continuance Table for Calculating Reinsurance Impact - Individual Market Only, Projection Period Information**

Carrier Name:	Oscar Health Plan of Pennsylvania, Inc.	Attachment Point:	\$60,000
Product(s):	HMO	Reinsurance Cap:	\$100,000
Market Segment:	Individual	Coinsurance Rate:	64%
Rate Effective Date:	1/1/22	Proj. Incurred Claim Impact:	-5.4%
		Proj. Morbidity Impact:	-0.1%

Reinsurance Program Impact Continuance Table Development - Plan Year 2022					
Annual Incurred Claims Range		Unique Members	Member Months	Total Incurred Claims	Total Incurred Claims with Reinsurance
\$0	\$29,999	14,741	138,064	\$20,125,266	\$20,125,266
\$30,000	\$34,999	33	358	\$1,280,187	\$1,280,187
\$35,000	\$39,999	35	390	\$1,554,158	\$1,554,158
\$40,000	\$44,999	30	336	\$1,515,184	\$1,515,184
\$45,000	\$49,999	22	245	\$1,277,591	\$1,277,591
\$50,000	\$54,999	13	149	\$830,863	\$830,863
\$55,000	\$59,999	14	152	\$953,384	\$953,384
\$60,000	\$64,999	12	135	\$936,406	\$791,762
\$65,000	\$69,999	10	114	\$877,156	\$707,456
\$70,000	\$74,999	6	74	\$588,927	\$460,078
\$75,000	\$79,999	12	129	\$1,133,768	\$853,596
\$80,000	\$84,999	5	53	\$489,319	\$370,535
\$85,000	\$89,999	4	46	\$460,185	\$353,689
\$90,000	\$94,999	5	58	\$583,916	\$456,428
\$95,000	\$99,999	4	49	\$540,456	\$428,652
\$100,000	\$109,999	9	99	\$1,185,925	\$957,573
\$110,000	\$119,999	6	64	\$812,200	\$668,840
\$120,000	\$129,999	4	48	\$694,988	\$582,860
\$130,000	\$139,999	4	48	\$711,272	\$605,288
\$140,000	\$149,999	3	38	\$597,169	\$513,201
\$150,000	\$159,999	2	23	\$402,612	\$350,275
\$160,000	\$169,999	4	44	\$794,738	\$697,458
\$170,000	\$179,999	2	21	\$396,942	\$351,502
\$180,000	\$189,999	3	30	\$596,827	\$531,521
\$190,000	\$199,999	2	15	\$376,671	\$337,631
\$200,000	\$209,999	2	24	\$525,271	\$473,379
\$210,000	\$219,999	2	20	\$500,334	\$453,286
\$220,000	\$229,999	2	27	\$684,262	\$623,258
\$230,000	\$239,999	2	16	\$475,913	\$434,953
\$240,000	\$249,999	1	12	\$304,869	\$279,269
\$250,000	\$259,999	2	18	\$521,163	\$480,068
\$260,000	\$269,999	2	18	\$510,443	\$471,655
\$270,000	\$279,999	2	19	\$655,920	\$607,842
\$280,000	\$289,999	1	13	\$419,480	\$390,087
\$290,000	\$299,999	1	14	\$455,930	\$424,844
\$300,000	\$324,999	2	20	\$655,224	\$612,307
\$325,000	\$349,999	2	17	\$634,860	\$596,460
\$350,000	\$374,999	1	10	\$501,823	\$473,785
\$375,000	\$399,999	0	0	\$0	\$0
\$400,000	\$424,999	0	0	\$0	\$0
\$425,000	\$449,999	1	15	\$702,247	\$670,040
\$450,000	\$474,999	0	0	\$0	\$0
\$475,000	\$499,999	1	12	\$623,924	\$598,324
\$500,000	\$599,999	0	0	\$0	\$0
\$600,000	\$699,999	1	13	\$1,177,286	\$1,142,603
\$700,000	\$799,999	1	12	\$926,981	\$901,381
\$800,000	\$899,999	0	0	\$0	\$0
\$900,000	\$999,999	0	0	\$0	\$0
\$1,000,000+		1	14	\$2,815,529	\$2,779,336
<b>Total</b>		<b>15,010</b>	<b>141,076</b>	<b>\$52,807,569</b>	<b>\$49,967,854</b>

**PA Rate Template Part II  
Rate Development and Change**

Center Name: Oscar Health Plan of Pennsylvania, Inc.  
Product(s): 9380  
Market Segment: Individual  
Rate Effective Date: 1/1/22

**Table 5. Development of the Projected Index Rate, Market-Adjusted Index Rate, and Total Allowed Claims**

Development of the Projected Index Rate	Actual Experience Data	Manual Data	
Total Allowed EHB Claims + EHB Capitation PMPM (net of prescription drug rebates) PMPM	\$ 319.81	\$ 323.45	< Actual Experience PMPM should be consistent with the Index Rate for Experience Period on URRT
Two year trend projection Factor	1.082	1.089	
Unadjusted Projected Allowed EHB Claims PMPM	\$ 345.97	\$ 352.30	
<b>Single Risk Pool Adjustment Factors</b>			
Change in Morbidity - Impact of Reinsurance Program	0.999	0.999	
Change in Morbidity - All Other	1.044	0.975	< See URRT Instructions
Total Non-Morbidity Changes	1.031	1.027	< See URRT Instructions
Change in Demographics	1.023	1.115	
Change in Network	0.964	1.298	< See URRT Instructions
Change in Benefits	1.038	1.029	< See URRT Instructions
Change in Other	1.007	1.093	< See URRT Instructions
Total Adjusted Projected Allowed EHB Claims PMPM	\$ 372.01	\$ 558.41	
Credibility Factors	77%	23%	< See Instructions
Blended Projected EHB Claims PMPM	\$	\$ 414.96	< Projected Index Rate
<b>Development of the Market-Adjusted Index Rate and Total Allowed Claims</b>			
Adjusted Projected Allowed EHB Claims PMPM	\$ 414.96		< Index Rate for Projection Period on URRT
Projected Paid to allowed Ratio	0.979		
Projected Incurred EHB Claims PMPM	\$ 330.72		
<b>Market-wide Adjustments</b>			
Projected Incurred Risk Adjustments PMPM	\$ 133.44		
Projected Incurred Exchange User Fees PMPM	\$ 14.99		
Projected Incurred Reinsurance Recoveries PMPM	\$ 157.79		
Market-Adjusted Projected Incurred EHB Claims PMPM	\$ 467.32		
Market-Adjusted Projected Allowed EHB Claims PMPM	\$ 586.36		< Market-Adjusted Index Rate
Projected Allowed Non-EHB Claims PMPM	\$		
Market-Adjusted Projected Incurred Total Claims PMPM	\$ 467.32		
Market-Adjusted Projected Allowed Total Claims PMPM	\$ 586.36		

**Table 6. Retention**

Retention Items - Express in percentages	Percentages	PMPM Amounts
Administrative Expenses	9.44%	\$48.93
General and Claims	6.28%	\$32.43
Agent/Broker Fees and Commissions	1.45%	\$7.52
Quality Improvement Initiatives	1.57%	\$8.13
Taxes and Fees	0.16%	\$0.81
Risk Adjustment User Fee	0.00%	\$0.25
PCORI Fee	0.04%	\$0.23
RA Premium & Other Taxes (if applicable)	0.00%	\$0.00
Federal Income Tax	0.06%	\$0.33
Health Insurance Providers Fee (Prorated for Small Groups only)	0.05%	\$0.00
Profit/Contingency (after tax)	0.24%	\$1.23
Total Retention	9.83%	\$50.96
Projected Required Revenue PMPM		\$ 518.28

**Table 8. Components of Rate Change**

Rate Components	2021	2022	Difference	Percent Change
A. Calibrated Plan Adjusted Index Rate (PMPM)	\$ 323.87	\$ 293.35	\$ (30.51)	-9.4%
B. Base period allowed claims before normalization	\$ 5432.59	\$ 320.65	\$ (111.94)	-34.6%
C. Normalization factor component of change	\$ (180.33)	\$ (136.16)	\$ 44.17	13.6%
D. Change in Normalized Allowed Claims Adjustment Components				
D1. Base period allowed claims after normalization	\$ 252.26	\$ 184.49	\$ (67.77)	-20.9%
D2. URRT Trend	\$ 22.20	\$ 15.41	\$ (6.79)	-2.1%
D3. URRT Morbidity	\$ 99.80	\$ 5.41	\$ (93.39)	-28.8%
D4. URRT Other	\$ 37.33	\$ 34.57	\$ (2.76)	-0.9%
D5. Normalized URRT Risk Adjustment on an allowed basis	\$	\$ 100.66	\$ 100.66	31.1%
D6. Normalized Exchange User Fee on an allowed basis	\$ 13.19	\$ 10.79	\$ (2.40)	-0.7%
D7. Normalized Reinsurance Recoveries on an allowed basis	\$ (20.90)	\$ (12.84)	\$ 8.06	2.5%
D8. Subtotal - Sum(D1-D7)	\$ 402.88	\$ 338.49	\$ (64.38)	-19.9%
E. Change in Allowable Plan-Adjusted Level Components				
E1. Network	\$	\$ -	\$ -	0.0%
E2. Pricing AV	\$ (81.70)	\$ (71.00)	\$ 10.70	3.2%
E3. Benefit Richness	\$ (0.64)	\$ (1.16)	\$ (0.52)	-0.2%
E4. Catastrophic Eligibility	\$ (2.24)	\$ (2.04)	\$ 0.20	0.1%
E5. Subtotal - Sum(E1-E4)	\$ (84.57)	\$ (74.70)	\$ 9.87	3.1%
F. Change in Retention Components				
F1. Administrative Expenses	\$ 26.69	\$ 27.69	\$ 1.01	0.3%
F2. Taxes and Fees	\$ 0.84	\$ 0.46	\$ (0.38)	-0.1%
F3. Profit and/or Contingency	\$ 2.20	\$ 0.70	\$ (1.51)	-0.5%
F4. Subtotal - Sum(F1-F3)	\$ 29.73	\$ 28.85	\$ (0.89)	-0.3%
G. Change in Miscellaneous Items	\$	\$ -	\$ -	0.0%
H. Sum of Components of Rate Change (should approximate the change shown in line A)	\$ 347.94	\$ 292.64	\$ (55.30)	-17.1%

**For Informational Purposes only - No input required.**

Blended Base Period Unadjusted Claims before Normalization	\$ 320.65	< Index Rate of Experience Period on URRT
Blended Earned Premium	\$ 133,803,404.49	
Blended Loss Ratio	68.93%	

**Table 5A. Small Group Projected Index Rate with Quarterly Trend**

# of Member Months Renewing in Quarter	Effective Date					Total Single Risk Pool
	1/1/22	4/1/22	7/1/22	10/1/22		
Adjusted Projected Allowed EHB Claims PMPM	\$ 414.96	\$ 414.96	\$ 414.96	\$ 414.96	\$ 414.96	\$ 414.96
Months of Trend		\$	\$	\$	\$	\$
Annual Trend	4.09%	4.09%	4.09%	4.09%	4.09%	
Single Risk Pool Projected Allowed Claims	\$ 414.96	\$ 419.14	\$ 423.37	\$ 427.61	\$ -	\$ -
Quarterly Trend Factor	1.000	1.001	1.001	1.001	1.011	0.000

**Table 7. Normalized Market-Adjusted Projected Allowed Total Claims**

Normalization Factors	2021	2022
Average Age Factor	1.810	1.737
Average Geographic Factor	0.919	1.000
Average Tobacco Factor	1.000	1.000
Average Benefit Richness (induced demand)	1.000	1.000
Average Network Factor	1.000	1.000
Market-Adjusted Projected Allowed Total Claims PMPM	\$ 669.53	\$ 586.36
Normalized Market-Adjusted Projected Allowed Total Claims PMPM	\$ 402.67	\$ 337.37

**Table 9. Year-over-Year Data to Support Table 8**

	2021	2022
Paid-to-Allowed	0.80%	0.79%
URRT Trend (Total Applied Trend Factor)	1.08%	1.08%
URRT Morbidity	1.36%	1.02%
URRT Other	1.10%	1.16%
Risk Adjustment	\$	\$ 139.44
Exchange User Fee	\$ 18.21	\$ 14.95
Reinsurance Recoveries	\$ 28.85	\$ 17.78
Capitation	\$	\$
Network	1.00%	1.00%
Pricing AV	0.79%	0.78%
Benefit Richness	0.99%	0.99%
Catastrophic Eligibility	0.99%	0.99%
Administrative Expenses	0.24%	0.44%
Taxes and Fees	0.26%	0.16%
Profit and/or Contingency	0.68%	0.24%

PA Rate Template Part III

Table 10 - Rate Rates

Order Number: 0325190001
Product(s): 4000
Rate(s): 0.0000
Order Effective Date: 03/15/19
Order Cancel Date: 03/15/19
Order Approval Authority: 03113
Order Approval Issue Date: 03/15/19

Table with 2 columns: Item, Rate. Contains header information and a row with Item 4000 and Rate 0.0000.

Main data table with multiple columns including Product Type, Product Code, and various rate values. The table is mostly yellow.

Summary table with 2 columns: Item, Rate. Contains a list of items and their corresponding rates.

Summary table with 2 columns: Item, Rate. Contains a list of items and their corresponding rates.

Summary table with 2 columns: Item, Rate. Contains a list of items and their corresponding rates.

Summary table with multiple columns including Item, Rate, and various other metrics. The table is mostly yellow.









Sl. No.	Name of the Candidate	Age	Gender	Qualification	Grade	Group	Roll No.	1	2	3	4	5	6	7	8	9	10	11	12	13	14	15	16	17	18	19	20	21	22	23	24	25	26	27	28	29	30	31	32	33	34	35	36	37	38	39	40	41	42	43	44	45	46	47	48	49	50	51	52	53	54	55	56	57	58	59	60	61	62	63	64	65	66	67	68	69	70	71	72	73	74	75	76	77	78	79	80	81	82	83	84	85	86	87	88	89	90	91	92	93	94	95	96	97	98	99	100	101	102	103	104	105	106	107	108	109	110	111	112	113	114	115	116	117	118	119	120	121	122	123	124	125	126	127	128	129	130	131	132	133	134	135	136	137	138	139	140	141	142	143	144	145	146	147	148	149	150	151	152	153	154	155	156	157	158	159	160	161	162	163	164	165	166	167	168	169	170	171	172	173	174	175	176	177	178	179	180	181	182	183	184	185	186	187	188	189	190	191	192	193	194	195	196	197	198	199	200	201	202	203	204	205	206	207	208	209	210	211	212	213	214	215	216	217	218	219	220	221	222	223	224	225	226	227	228	229	230	231	232	233	234	235	236	237	238	239	240	241	242	243	244	245	246	247	248	249	250	251	252	253	254	255	256	257	258	259	260	261	262	263	264	265	266	267	268	269	270	271	272	273	274	275	276	277	278	279	280	281	282	283	284	285	286	287	288	289	290	291	292	293	294	295	296	297	298	299	300	301	302	303	304	305	306	307	308	309	310	311	312	313	314	315	316	317	318	319	320	321	322	323	324	325	326	327	328	329	330	331	332	333	334	335	336	337	338	339	340	341	342	343	344	345	346	347	348	349	350	351	352	353	354	355	356	357	358	359	360	361	362	363	364	365	366	367	368	369	370	371	372	373	374	375	376	377	378	379	380	381	382	383	384	385	386	387	388	389	390	391	392	393	394	395	396	397	398	399	400	401	402	403	404	405	406	407	408	409	410	411	412	413	414	415	416	417	418	419	420	421	422	423	424	425	426	427	428	429	430	431	432	433	434	435	436	437	438	439	440	441	442	443	444	445	446	447	448	449	450	451	452	453	454	455	456	457	458	459	460	461	462	463	464	465	466	467	468	469	470	471	472	473	474	475	476	477	478	479	480	481	482	483	484	485	486	487	488	489	490	491	492	493	494	495	496	497	498	499	500	501	502	503	504	505	506	507	508	509	510	511	512	513	514	515	516	517	518	519	520	521	522	523	524	525	526	527	528	529	530	531	532	533	534	535	536	537	538	539	540	541	542	543	544	545	546	547	548	549	550	551	552	553	554	555	556	557	558	559	560	561	562	563	564	565	566	567	568	569	570	571	572	573	574	575	576	577	578	579	580	581	582	583	584	585	586	587	588	589	590	591	592	593	594	595	596	597	598	599	600	601	602	603	604	605	606	607	608	609	610	611	612	613	614	615	616	617	618	619	620	621	622	623	624	625	626	627	628	629	630	631	632	633	634	635	636	637	638	639	640	641	642	643	644	645	646	647	648	649	650	651	652	653	654	655	656	657	658	659	660	661	662	663	664	665	666	667	668	669	670	671	672	673	674	675	676	677	678	679	680	681	682	683	684	685	686	687	688	689	690	691	692	693	694	695	696	697	698	699	700	701	702	703	704	705	706	707	708	709	710	711	712	713	714	715	716	717	718	719	720	721	722	723	724	725	726	727	728	729	730	731	732	733	734	735	736	737	738	739	740	741	742	743	744	745	746	747	748	749	750	751	752	753	754	755	756	757	758	759	760	761	762	763	764	765	766	767	768	769	770	771	772	773	774	775	776	777	778	779	780	781	782	783	784	785	786	787	788	789	790	791	792	793	794	795	796	797	798	799	800	801	802	803	804	805	806	807	808	809	810	811	812	813	814	815	816	817	818	819	820	821	822	823	824	825	826	827	828	829	830	831	832	833	834	835	836	837	838	839	840	841	842	843	844	845	846	847	848	849	850	851	852	853	854	855	856	857	858	859	860	861	862	863	864	865	866	867	868	869	870	871	872	873	874	875	876	877	878	879	880	881	882	883	884	885	886	887	888	889	890	891	892	893	894	895	896	897	898	899	900	901	902	903	904	905	906	907	908	909	910	911	912	913	914	915	916	917	918	919	920	921	922	923	924	925	926	927	928	929	930	931	932	933	934	935	936	937	938	939	940	941	942	943	944	945	946	947	948	949	950	951	952	953	954	955	956	957	958	959	960	961	962	963	964	965	966	967	968	969	970	971	972	973	974	975	976	977	978	979	980	981	982	983	984	985	986	987	988	989	990	991	992	993	994	995	996	997	998	999	1000
---------	-----------------------	-----	--------	---------------	-------	-------	----------	---	---	---	---	---	---	---	---	---	----	----	----	----	----	----	----	----	----	----	----	----	----	----	----	----	----	----	----	----	----	----	----	----	----	----	----	----	----	----	----	----	----	----	----	----	----	----	----	----	----	----	----	----	----	----	----	----	----	----	----	----	----	----	----	----	----	----	----	----	----	----	----	----	----	----	----	----	----	----	----	----	----	----	----	----	----	----	----	----	----	----	----	----	----	----	----	----	----	----	-----	-----	-----	-----	-----	-----	-----	-----	-----	-----	-----	-----	-----	-----	-----	-----	-----	-----	-----	-----	-----	-----	-----	-----	-----	-----	-----	-----	-----	-----	-----	-----	-----	-----	-----	-----	-----	-----	-----	-----	-----	-----	-----	-----	-----	-----	-----	-----	-----	-----	-----	-----	-----	-----	-----	-----	-----	-----	-----	-----	-----	-----	-----	-----	-----	-----	-----	-----	-----	-----	-----	-----	-----	-----	-----	-----	-----	-----	-----	-----	-----	-----	-----	-----	-----	-----	-----	-----	-----	-----	-----	-----	-----	-----	-----	-----	-----	-----	-----	-----	-----	-----	-----	-----	-----	-----	-----	-----	-----	-----	-----	-----	-----	-----	-----	-----	-----	-----	-----	-----	-----	-----	-----	-----	-----	-----	-----	-----	-----	-----	-----	-----	-----	-----	-----	-----	-----	-----	-----	-----	-----	-----	-----	-----	-----	-----	-----	-----	-----	-----	-----	-----	-----	-----	-----	-----	-----	-----	-----	-----	-----	-----	-----	-----	-----	-----	-----	-----	-----	-----	-----	-----	-----	-----	-----	-----	-----	-----	-----	-----	-----	-----	-----	-----	-----	-----	-----	-----	-----	-----	-----	-----	-----	-----	-----	-----	-----	-----	-----	-----	-----	-----	-----	-----	-----	-----	-----	-----	-----	-----	-----	-----	-----	-----	-----	-----	-----	-----	-----	-----	-----	-----	-----	-----	-----	-----	-----	-----	-----	-----	-----	-----	-----	-----	-----	-----	-----	-----	-----	-----	-----	-----	-----	-----	-----	-----	-----	-----	-----	-----	-----	-----	-----	-----	-----	-----	-----	-----	-----	-----	-----	-----	-----	-----	-----	-----	-----	-----	-----	-----	-----	-----	-----	-----	-----	-----	-----	-----	-----	-----	-----	-----	-----	-----	-----	-----	-----	-----	-----	-----	-----	-----	-----	-----	-----	-----	-----	-----	-----	-----	-----	-----	-----	-----	-----	-----	-----	-----	-----	-----	-----	-----	-----	-----	-----	-----	-----	-----	-----	-----	-----	-----	-----	-----	-----	-----	-----	-----	-----	-----	-----	-----	-----	-----	-----	-----	-----	-----	-----	-----	-----	-----	-----	-----	-----	-----	-----	-----	-----	-----	-----	-----	-----	-----	-----	-----	-----	-----	-----	-----	-----	-----	-----	-----	-----	-----	-----	-----	-----	-----	-----	-----	-----	-----	-----	-----	-----	-----	-----	-----	-----	-----	-----	-----	-----	-----	-----	-----	-----	-----	-----	-----	-----	-----	-----	-----	-----	-----	-----	-----	-----	-----	-----	-----	-----	-----	-----	-----	-----	-----	-----	-----	-----	-----	-----	-----	-----	-----	-----	-----	-----	-----	-----	-----	-----	-----	-----	-----	-----	-----	-----	-----	-----	-----	-----	-----	-----	-----	-----	-----	-----	-----	-----	-----	-----	-----	-----	-----	-----	-----	-----	-----	-----	-----	-----	-----	-----	-----	-----	-----	-----	-----	-----	-----	-----	-----	-----	-----	-----	-----	-----	-----	-----	-----	-----	-----	-----	-----	-----	-----	-----	-----	-----	-----	-----	-----	-----	-----	-----	-----	-----	-----	-----	-----	-----	-----	-----	-----	-----	-----	-----	-----	-----	-----	-----	-----	-----	-----	-----	-----	-----	-----	-----	-----	-----	-----	-----	-----	-----	-----	-----	-----	-----	-----	-----	-----	-----	-----	-----	-----	-----	-----	-----	-----	-----	-----	-----	-----	-----	-----	-----	-----	-----	-----	-----	-----	-----	-----	-----	-----	-----	-----	-----	-----	-----	-----	-----	-----	-----	-----	-----	-----	-----	-----	-----	-----	-----	-----	-----	-----	-----	-----	-----	-----	-----	-----	-----	-----	-----	-----	-----	-----	-----	-----	-----	-----	-----	-----	-----	-----	-----	-----	-----	-----	-----	-----	-----	-----	-----	-----	-----	-----	-----	-----	-----	-----	-----	-----	-----	-----	-----	-----	-----	-----	-----	-----	-----	-----	-----	-----	-----	-----	-----	-----	-----	-----	-----	-----	-----	-----	-----	-----	-----	-----	-----	-----	-----	-----	-----	-----	-----	-----	-----	-----	-----	-----	-----	-----	-----	-----	-----	-----	-----	-----	-----	-----	-----	-----	-----	-----	-----	-----	-----	-----	-----	-----	-----	-----	-----	-----	-----	-----	-----	-----	-----	-----	-----	-----	-----	-----	-----	-----	-----	-----	-----	-----	-----	-----	-----	-----	-----	-----	-----	-----	-----	-----	-----	-----	-----	-----	-----	-----	-----	-----	-----	-----	-----	-----	-----	-----	-----	-----	-----	-----	-----	-----	-----	-----	-----	-----	-----	-----	-----	-----	-----	-----	-----	-----	-----	-----	-----	-----	-----	-----	-----	-----	-----	-----	-----	-----	-----	-----	-----	-----	-----	-----	-----	-----	-----	-----	-----	-----	-----	-----	-----	-----	-----	-----	-----	-----	-----	-----	-----	-----	-----	-----	-----	-----	-----	-----	-----	-----	-----	-----	-----	-----	-----	-----	-----	-----	-----	-----	-----	-----	-----	-----	-----	-----	-----	-----	-----	-----	-----	-----	-----	-----	-----	-----	-----	-----	-----	-----	-----	-----	-----	-----	-----	-----	-----	-----	-----	-----	-----	-----	-----	-----	-----	-----	-----	-----	-----	-----	-----	-----	-----	-----	-----	-----	-----	-----	-----	-----	-----	-----	-----	-----	-----	-----	-----	-----	-----	-----	-----	-----	-----	-----	-----	-----	-----	-----	-----	-----	-----	-----	-----	-----	-----	-----	-----	-----	-----	-----	-----	-----	-----	-----	-----	-----	-----	-----	-----	-----	-----	-----	-----	-----	-----	-----	-----	-----	-----	-----	-----	-----	-----	-----	-----	-----	-----	-----	-----	-----	-----	-----	-----	-----	-----	-----	-----	-----	------

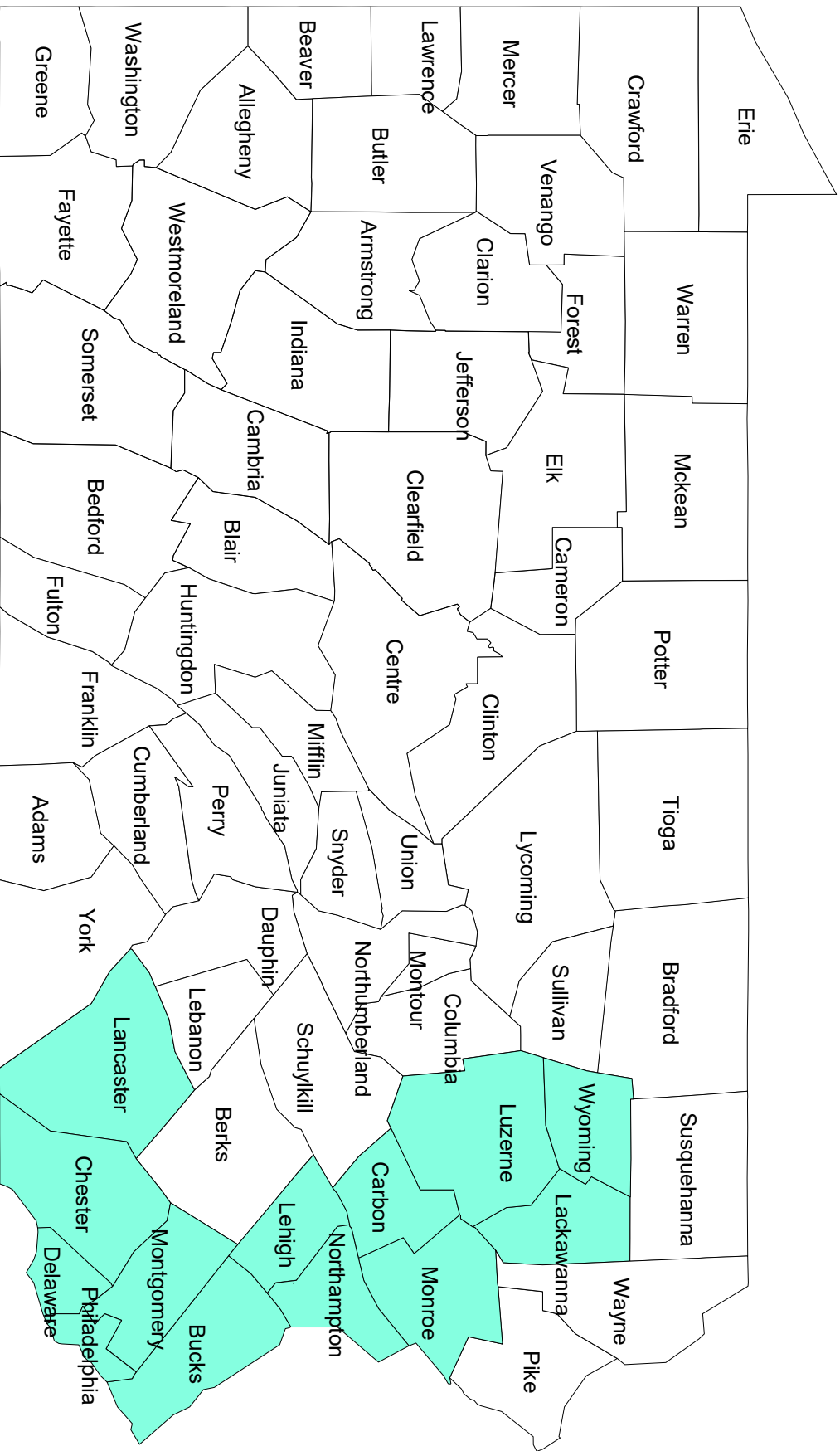
Oscar Health Plan of Pennsylvania, Inc.  
Individual  
Plan Design Summary

HIOS Plan ID	Plan Marketing Name	Product	Metal	On/Off Exchange	Network	Rating Area	Counties Covered
98517PA0010002	Bronze Classic- PCP Saver	HMO	Bronze	On/Off	Oscar HM	3, 6, 7, 8	Luzerne, Monroe, Montgomery,  Bucks, Chester, Delaware, Lehigh, Luzerne, Monroe, Montgomery, Northampton, Philadelphia, Wyoming, Lackawanna, Lancaster, Carbon
98517PA0010003	Bronze Classic	HMO	Bronze	On/Off	Oscar HM	3, 6, 7, 8	Bucks, Chester, Delaware, Lehigh, Luzerne, Monroe, Montgomery, Northampton, Philadelphia, Wyoming, Lackawanna, Lancaster, Carbon
98517PA0010005	Bronze Elite- PCP Saver	HMO	Bronze	On/Off	Oscar HM	3, 6, 7, 8	Bucks, Chester, Delaware, Lehigh, Luzerne, Monroe, Montgomery, Northampton, Philadelphia, Wyoming, Lackawanna, Lancaster, Carbon
98517PA0010006	Silver Classic	HMO	Silver	On/Off	Oscar HM	3, 6, 7, 8	Bucks, Chester, Delaware, Lehigh, Luzerne, Monroe, Montgomery, Northampton, Philadelphia, Wyoming, Lackawanna, Lancaster, Carbon
98517PA0010008	Silver Simple- Specialist Saver	HMO	Silver	On/Off	Oscar HM	3, 6, 7, 8	Bucks, Chester, Delaware, Lehigh, Luzerne, Monroe, Montgomery, Northampton, Philadelphia, Wyoming, Lackawanna, Lancaster, Carbon
98517PA0010010	Silver Classic Off-Ex	HMO	Silver	Off	Oscar HM	3, 6, 7, 8	Bucks, Chester, Delaware, Lehigh, Luzerne, Monroe, Montgomery, Northampton, Philadelphia, Wyoming, Lackawanna, Lancaster, Carbon
98517PA0010011	Secure	HMO	Catastrophic	On/Off	Oscar HM	3, 6, 7, 8	Bucks, Chester, Delaware, Lehigh, Luzerne, Monroe, Montgomery, Northampton, Philadelphia, Wyoming, Lackawanna, Lancaster, Carbon
98517PA0010012	Bronze Elite- Specialist Saver	HMO	Bronze	On/Off	Oscar HM	3, 6, 7, 8	Bucks, Chester, Delaware, Lehigh, Luzerne, Monroe, Montgomery, Northampton, Philadelphia, Wyoming, Lackawanna, Lancaster, Carbon
98517PA0010013	Gold Classic	HMO	Gold	On/Off	Oscar HM	3, 6, 7, 8	Bucks, Chester, Delaware, Lehigh, Luzerne, Monroe, Montgomery, Northampton, Philadelphia, Wyoming, Lackawanna, Lancaster, Carbon
98517PA0010014	Bronze Simple- HSA	HMO	Bronze	On/Off	Oscar HM	3, 6, 7, 8	Bucks, Chester, Delaware, Lehigh, Luzerne, Monroe, Montgomery, Northampton, Philadelphia, Wyoming, Lackawanna, Lancaster, Carbon
98517PA0010015	Silver Simple	HMO	Silver	On/Off	Oscar HM	3, 6, 7, 8	Bucks, Chester, Delaware, Lehigh, Luzerne, Monroe, Montgomery, Northampton, Philadelphia, Wyoming, Lackawanna, Lancaster, Carbon
98517PA0010017	Silver Classic- \$0 Ded	HMO	Silver	On/Off	Oscar HM	3, 6, 7, 8	Bucks, Chester, Delaware, Lehigh, Luzerne, Monroe, Montgomery, Northampton, Philadelphia, Wyoming, Lackawanna, Lancaster, Carbon
98517PA0010018	Silver Classic- HSA	HMO	Silver	Off	Oscar HM	3, 6, 7, 8	Bucks, Chester, Delaware, Lehigh, Luzerne, Monroe, Montgomery, Northampton, Philadelphia, Wyoming, Lackawanna, Lancaster, Carbon
98517PA0010019	Silver Elite- \$2000 Ded	HMO	Silver	Off	Oscar HM	3, 6, 7, 8	Luzerne, Monroe, Montgomery, Northampton, Philadelphia, Wyoming, Lackawanna, Lancaster, Carbon
98517PA0010021	Bronze Classic- \$0 PCP	HMO	Bronze	On/Off	Oscar HM	3, 6, 7, 8	Luzerne, Monroe, Montgomery, Northampton, Philadelphia, Wyoming, Lackawanna, Lancaster, Carbon
98517PA0010022	Bronze Classic- Specialist Saver	HMO	Bronze	On/Off	Oscar HM	3, 6, 7, 8	Luzerne, Monroe, Montgomery, Northampton, Philadelphia, Wyoming, Lackawanna, Lancaster, Carbon
98517PA0010023	Bronze Classic- \$3000 Ded	HMO	Bronze	On/Off	Oscar HM	3, 6, 7, 8	Luzerne, Monroe, Montgomery, Northampton, Philadelphia, Wyoming, Lackawanna, Lancaster, Carbon
98517PA0010024	Bronze Classic- \$4700 Ded	HMO	Bronze	On/Off	Oscar HM	3, 6, 7, 8	Luzerne, Monroe, Montgomery, Northampton, Philadelphia, Wyoming, Lackawanna, Lancaster, Carbon
98517PA0010025	Silver Simple- PCP Saver	HMO	Silver	On/Off	Oscar HM	3, 6, 7, 8	Luzerne, Monroe, Montgomery, Northampton, Philadelphia, Wyoming, Lackawanna, Lancaster, Carbon
98517PA0010026	Silver Elite- Specialist Saver	HMO	Silver	On/Off	Oscar HM	3, 6, 7, 8	Luzerne, Monroe, Montgomery, Northampton, Philadelphia, Wyoming, Lackawanna, Lancaster, Carbon
98517PA0010027	Silver Classic- Low Ded	HMO	Silver	On/Off	Oscar HM	3, 6, 7, 8	Luzerne, Monroe, Montgomery, Northampton, Philadelphia, Wyoming, Lackawanna, Lancaster, Carbon
98517PA0010028	Silver Elite- \$0 PCP	HMO	Silver	On/Off	Oscar HM	3, 6, 7, 8	Luzerne, Monroe, Montgomery, Northampton, Philadelphia, Wyoming, Lackawanna, Lancaster, Carbon
98517PA0010029	Silver Simple- HSA	HMO	Silver	On/Off	Oscar HM	3, 6, 7, 8	Luzerne, Monroe, Montgomery, Northampton, Philadelphia, Wyoming, Lackawanna, Lancaster, Carbon
98517PA0010030	Silver Elite- \$0 Ded	HMO	Silver	On/Off	Oscar HM	3, 6, 7, 8	Luzerne, Monroe, Montgomery, Northampton, Philadelphia, Wyoming, Lackawanna, Lancaster, Carbon
98517PA0010040	Bronze Classic- \$5000 Ded	HMO	Bronze	On/Off	Oscar HM	3, 6, 7, 8	Luzerne, Monroe, Montgomery, Northampton, Philadelphia, Wyoming, Lackawanna, Lancaster, Carbon
98517PA0010041	Bronze Elite	HMO	Bronze	On/Off	Oscar HM	3, 6, 7, 8	Luzerne, Monroe, Montgomery, Northampton, Philadelphia, Wyoming, Lackawanna, Lancaster, Carbon
98517PA0010042	Bronze Elite- \$1000 Ded	HMO	Bronze	On/Off	Oscar HM	3, 6, 7, 8	Luzerne, Monroe, Montgomery, Northampton, Philadelphia, Wyoming, Lackawanna, Lancaster, Carbon
98517PA0010043	Bronze Elite- \$100 Ded	HMO	Bronze	On/Off	Oscar HM	3, 6, 7, 8	Luzerne, Monroe, Montgomery, Northampton, Philadelphia, Wyoming, Lackawanna, Lancaster, Carbon
98517PA0010044	Silver Simple- For Diabetes	HMO	Silver	On/Off	Oscar HM	3, 6, 7, 8	Luzerne, Monroe, Montgomery, Northampton, Philadelphia, Wyoming, Lackawanna, Lancaster, Carbon





# Issuer: Oscar Health Plan of Philadelphia, Inc.

## Market: Individual



Key:

-  : On-exchange service area
-  : Off-exchange service area

**Unified Rate Review v5.3**

To add a product to Worksheet 2 - Plan Product Info, select the Add Product button or Ctrl + Shift + P.  
 To add a plan to Worksheet 2 - Plan Product Info, select the Add Plan button or Ctrl + Shift + L.  
 To validate, select the Validate button or Ctrl + Shift + I.  
 To finalize, select the Finalize button or Ctrl + Shift + F.

Company Legal Name: **Oscar Health Plan of Pennsylvania, Inc.**  
 HIOS Issuer ID: **98517**  
 Effective Date of Rate Change(s): **1/1/22**

State: **PA**  
 Market: **Individual**

**Market Level Calculations (Same for all Plans)**

**Section I: Experience Period Data**

Experience Period:	<b>1/1/20</b>	to	<b>12/31/20</b>	
		Total		PMPM
Allowed Claims		\$13,258,141.87		\$319.81
Reinsurance		\$0.00		\$0.00
Incurred Claims in Experience Period		\$11,263,303.82		\$271.69
Risk Adjustment		-\$6,033,163.31		-\$145.53
Experience Period Premium		\$23,597,930.61		\$569.23
Experience Period Member Months		41,456		

**Section II: Projections**

Benefit Category	Experience Period Index Rate PMPM	Year 1 Trend		Year 2 Trend		Trended EHB Allowed Claims PMPM
		Cost	Utilization	Cost	Utilization	
Inpatient Hospital	\$108.51	1.021	1.004	1.021	1.004	\$114.02
Outpatient Hospital	\$80.94	1.016	1.014	1.016	1.014	\$85.91
Professional	\$55.68	1.047	1.014	1.047	1.014	\$62.76
Other Medical	\$14.89	1.047	1.014	1.047	1.014	\$16.78
Capitation	\$0.00	1.000	1.000	1.000	1.000	\$0.00
Prescription Drug	\$59.78	1.030	1.024	1.030	1.024	\$66.50
<b>Total</b>	<b>\$319.80</b>					<b>\$345.97</b>

Morbidity Adjustment	1.043
Demographic Shift	1.023
Plan Design Changes	1.038
Other	0.971
Adjusted Trended EHB Allowed Claims PMPM for 1/1/22	\$372.06
Manual EHB Allowed Claims PMPM	\$558.41
Applied Credibility %	76.96%

**Projected Period Totals**

Projected Index Rate for 1/1/22	\$415.00	\$29,423,085.00
Reinsurance	\$22.31	\$1,581,756.69
Risk Adjustment Payment/Charge	-\$174.96	-\$12,404,489.04
Exchange User Fees	3.20%	\$1,330,440.24
Market Adjusted Index Rate	\$586.42	\$41,576,257.59
Projected Member Months	70,899	

**Information Not Releasable to the Public Unless Authorized by Law:** This information has not been publicly disclosed and may be privileged and confidential. It is for internal government use only and must not be disseminated, distributed, or copied to persons not authorized to receive the information. Unauthorized disclosure may result in prosecution to the full extent of the law.



## Rating Area Data Collection

*Specify the total number of Rating Areas  
Select only the Rating Areas you are  
To validate, select the Validate button  
To finalize, select the Finalize button*

Rating Area	Rating Factor
Rating Area 3	0.8779
Rating Area 6	1.0428
Rating Area 7	1.0578
Rating Area 8	1.0152



2022 Rates Table Template v11.0		All fields with an asterisk (*) are required. To validate press Validate button or Ctrl + Shift + I. To finalize, press Finalize button or Ctrl + Shift + F.				
		If you are in a community rating state, select Family-Tier Rates under Rating Method and fill in all columns.				
		If you are not in a community rating state, select Age-Based Rates under Rating Method and provide an Individual Rate for every age band.				
		If Tobacco is Tobacco User/Non-Tobacco User, you must give a rate for Tobacco Use and Non-Tobacco Use.				
		To add a new sheet, press the Add Sheet button, or Ctrl + Shift + H. All plans must have the same dates on a sheet.				
HIOS Issuer ID*	98517					
Rate Effective Date*	1/1/22					
Rate Expiration Date*	12/31/22					
Rating Method*	Age-Based Rates					
Plan ID*	Rating Area ID*	Tobacco*	Age*	Individual Rate*	Individual Tobacco Rate*	
<b>Required:</b> Enter the 14-character Plan ID	<b>Required:</b> Select the Rating Area ID	<b>Required:</b> Select if Tobacco use of subscriber is used to determine if a person is eligible for a rate from a plan	<b>Required:</b> Select the age of a subscriber eligible for the rate	<b>Required:</b> Enter the rate of an Individual Non-Tobacco or No Preference enrollee on a plan	<b>Required:</b> Enter the rate of an Individual tobacco enrollee on a plan	
98517PA0010002	Rating Area 3	Tobacco User/Non-Tobacco User	0-14	169.64	169.64	
98517PA0010002	Rating Area 3	Tobacco User/Non-Tobacco User	15	184.72	184.72	
98517PA0010002	Rating Area 3	Tobacco User/Non-Tobacco User	16	190.49	190.49	
98517PA0010002	Rating Area 3	Tobacco User/Non-Tobacco User	17	196.25	196.25	
98517PA0010002	Rating Area 3	Tobacco User/Non-Tobacco User	18	202.46	202.46	
98517PA0010002	Rating Area 3	Tobacco User/Non-Tobacco User	19	208.67	208.67	
98517PA0010002	Rating Area 3	Tobacco User/Non-Tobacco User	20	215.10	215.10	
98517PA0010002	Rating Area 3	Tobacco User/Non-Tobacco User	21	221.77	221.77	
98517PA0010002	Rating Area 3	Tobacco User/Non-Tobacco User	22	221.77	221.77	
98517PA0010002	Rating Area 3	Tobacco User/Non-Tobacco User	23	221.77	221.77	
98517PA0010002	Rating Area 3	Tobacco User/Non-Tobacco User	24	221.77	221.77	
98517PA0010002	Rating Area 3	Tobacco User/Non-Tobacco User	25	222.64	233.78	
98517PA0010002	Rating Area 3	Tobacco User/Non-Tobacco User	26	227.08	238.43	
98517PA0010002	Rating Area 3	Tobacco User/Non-Tobacco User	27	232.40	244.02	
98517PA0010002	Rating Area 3	Tobacco User/Non-Tobacco User	28	241.05	253.10	
98517PA0010002	Rating Area 3	Tobacco User/Non-Tobacco User	29	248.14	260.55	
98517PA0010002	Rating Area 3	Tobacco User/Non-Tobacco User	30	251.69	264.28	
98517PA0010002	Rating Area 3	Tobacco User/Non-Tobacco User	31	257.02	269.87	
98517PA0010002	Rating Area 3	Tobacco User/Non-Tobacco User	32	262.34	275.45	
98517PA0010002	Rating Area 3	Tobacco User/Non-Tobacco User	33	265.66	278.95	
98517PA0010002	Rating Area 3	Tobacco User/Non-Tobacco User	34	269.21	282.67	
98517PA0010002	Rating Area 3	Tobacco User/Non-Tobacco User	35	270.99	295.37	
98517PA0010002	Rating Area 3	Tobacco User/Non-Tobacco User	36	272.76	297.31	
98517PA0010002	Rating Area 3	Tobacco User/Non-Tobacco User	37	274.53	299.24	
98517PA0010002	Rating Area 3	Tobacco User/Non-Tobacco User	38	276.31	301.18	
98517PA0010002	Rating Area 3	Tobacco User/Non-Tobacco User	39	279.86	305.04	
98517PA0010002	Rating Area 3	Tobacco User/Non-Tobacco User	40	283.40	308.91	
98517PA0010002	Rating Area 3	Tobacco User/Non-Tobacco User	41	288.73	314.71	
98517PA0010002	Rating Area 3	Tobacco User/Non-Tobacco User	42	293.83	320.27	
98517PA0010002	Rating Area 3	Tobacco User/Non-Tobacco User	43	300.92	328.01	
98517PA0010002	Rating Area 3	Tobacco User/Non-Tobacco User	44	309.79	337.67	
98517PA0010002	Rating Area 3	Tobacco User/Non-Tobacco User	45	320.22	349.04	
98517PA0010002	Rating Area 3	Tobacco User/Non-Tobacco User	46	332.63	362.57	
98517PA0010002	Rating Area 3	Tobacco User/Non-Tobacco User	47	346.60	377.80	
98517PA0010002	Rating Area 3	Tobacco User/Non-Tobacco User	48	362.57	395.20	
98517PA0010002	Rating Area 3	Tobacco User/Non-Tobacco User	49	378.32	412.36	
98517PA0010002	Rating Area 3	Tobacco User/Non-Tobacco User	50	396.06	431.70	
98517PA0010002	Rating Area 3	Tobacco User/Non-Tobacco User	51	413.57	450.80	
98517PA0010002	Rating Area 3	Tobacco User/Non-Tobacco User	52	432.87	471.83	
98517PA0010002	Rating Area 3	Tobacco User/Non-Tobacco User	53	452.38	493.10	
98517PA0010002	Rating Area 3	Tobacco User/Non-Tobacco User	54	473.45	516.06	
98517PA0010002	Rating Area 3	Tobacco User/Non-Tobacco User	55	494.52	556.33	
98517PA0010002	Rating Area 3	Tobacco User/Non-Tobacco User	56	517.36	582.03	
98517PA0010002	Rating Area 3	Tobacco User/Non-Tobacco User	57	540.42	607.97	

98517PA0010002	Rating Area 3	Tobacco User/Non-Tobacco User	58	565.03	635.66
98517PA0010002	Rating Area 3	Tobacco User/Non-Tobacco User	59	577.23	649.38
98517PA0010002	Rating Area 3	Tobacco User/Non-Tobacco User	60	601.85	677.08
98517PA0010002	Rating Area 3	Tobacco User/Non-Tobacco User	61	623.13	701.03
98517PA0010002	Rating Area 3	Tobacco User/Non-Tobacco User	62	637.10	716.74
98517PA0010002	Rating Area 3	Tobacco User/Non-Tobacco User	63	654.62	736.45
98517PA0010002	Rating Area 3	Tobacco User/Non-Tobacco User	64 and over	665.27	748.43
98517PA0010003	Rating Area 3	Tobacco User/Non-Tobacco User	0-14	165.79	165.79
98517PA0010003	Rating Area 3	Tobacco User/Non-Tobacco User	15	180.52	180.52
98517PA0010003	Rating Area 3	Tobacco User/Non-Tobacco User	16	186.16	186.16
98517PA0010003	Rating Area 3	Tobacco User/Non-Tobacco User	17	191.79	191.79
98517PA0010003	Rating Area 3	Tobacco User/Non-Tobacco User	18	197.86	197.86
98517PA0010003	Rating Area 3	Tobacco User/Non-Tobacco User	19	203.93	203.93
98517PA0010003	Rating Area 3	Tobacco User/Non-Tobacco User	20	210.21	210.21
98517PA0010003	Rating Area 3	Tobacco User/Non-Tobacco User	21	216.72	216.72
98517PA0010003	Rating Area 3	Tobacco User/Non-Tobacco User	22	216.72	216.72
98517PA0010003	Rating Area 3	Tobacco User/Non-Tobacco User	23	216.72	216.72
98517PA0010003	Rating Area 3	Tobacco User/Non-Tobacco User	24	216.72	216.72
98517PA0010003	Rating Area 3	Tobacco User/Non-Tobacco User	25	217.58	228.46
98517PA0010003	Rating Area 3	Tobacco User/Non-Tobacco User	26	221.91	233.01
98517PA0010003	Rating Area 3	Tobacco User/Non-Tobacco User	27	227.12	238.47
98517PA0010003	Rating Area 3	Tobacco User/Non-Tobacco User	28	235.57	247.35
98517PA0010003	Rating Area 3	Tobacco User/Non-Tobacco User	29	242.50	254.63
98517PA0010003	Rating Area 3	Tobacco User/Non-Tobacco User	30	245.97	258.27
98517PA0010003	Rating Area 3	Tobacco User/Non-Tobacco User	31	251.17	263.73
98517PA0010003	Rating Area 3	Tobacco User/Non-Tobacco User	32	256.37	269.19
98517PA0010003	Rating Area 3	Tobacco User/Non-Tobacco User	33	259.62	272.60
98517PA0010003	Rating Area 3	Tobacco User/Non-Tobacco User	34	263.09	276.24
98517PA0010003	Rating Area 3	Tobacco User/Non-Tobacco User	35	264.82	288.66
98517PA0010003	Rating Area 3	Tobacco User/Non-Tobacco User	36	266.56	290.55
98517PA0010003	Rating Area 3	Tobacco User/Non-Tobacco User	37	268.29	292.44
98517PA0010003	Rating Area 3	Tobacco User/Non-Tobacco User	38	270.03	294.33
98517PA0010003	Rating Area 3	Tobacco User/Non-Tobacco User	39	273.49	298.11
98517PA0010003	Rating Area 3	Tobacco User/Non-Tobacco User	40	276.96	301.89
98517PA0010003	Rating Area 3	Tobacco User/Non-Tobacco User	41	282.16	307.56
98517PA0010003	Rating Area 3	Tobacco User/Non-Tobacco User	42	287.15	312.99
98517PA0010003	Rating Area 3	Tobacco User/Non-Tobacco User	43	294.08	320.55
98517PA0010003	Rating Area 3	Tobacco User/Non-Tobacco User	44	302.75	330.00
98517PA0010003	Rating Area 3	Tobacco User/Non-Tobacco User	45	312.93	341.10
98517PA0010003	Rating Area 3	Tobacco User/Non-Tobacco User	46	325.07	354.33
98517PA0010003	Rating Area 3	Tobacco User/Non-Tobacco User	47	338.72	369.21
98517PA0010003	Rating Area 3	Tobacco User/Non-Tobacco User	48	354.33	386.22
98517PA0010003	Rating Area 3	Tobacco User/Non-Tobacco User	49	369.71	402.99
98517PA0010003	Rating Area 3	Tobacco User/Non-Tobacco User	50	387.05	421.88
98517PA0010003	Rating Area 3	Tobacco User/Non-Tobacco User	51	404.17	440.55
98517PA0010003	Rating Area 3	Tobacco User/Non-Tobacco User	52	423.02	461.10
98517PA0010003	Rating Area 3	Tobacco User/Non-Tobacco User	53	442.10	481.88
98517PA0010003	Rating Area 3	Tobacco User/Non-Tobacco User	54	462.68	504.32
98517PA0010003	Rating Area 3	Tobacco User/Non-Tobacco User	55	483.27	543.68
98517PA0010003	Rating Area 3	Tobacco User/Non-Tobacco User	56	505.59	568.79
98517PA0010003	Rating Area 3	Tobacco User/Non-Tobacco User	57	528.13	594.15
98517PA0010003	Rating Area 3	Tobacco User/Non-Tobacco User	58	552.19	621.21
98517PA0010003	Rating Area 3	Tobacco User/Non-Tobacco User	59	564.11	634.62
98517PA0010003	Rating Area 3	Tobacco User/Non-Tobacco User	60	588.16	661.68
98517PA0010003	Rating Area 3	Tobacco User/Non-Tobacco User	61	608.97	685.09
98517PA0010003	Rating Area 3	Tobacco User/Non-Tobacco User	62	622.62	700.45
98517PA0010003	Rating Area 3	Tobacco User/Non-Tobacco User	63	639.74	719.71
98517PA0010003	Rating Area 3	Tobacco User/Non-Tobacco User	64 and over	650.14	731.41
98517PA0010005	Rating Area 3	Tobacco User/Non-Tobacco User	0-14	198.45	198.45
98517PA0010005	Rating Area 3	Tobacco User/Non-Tobacco User	15	216.09	216.09
98517PA0010005	Rating Area 3	Tobacco User/Non-Tobacco User	16	222.83	222.83
98517PA0010005	Rating Area 3	Tobacco User/Non-Tobacco User	17	229.58	229.58

98517PA0010005	Rating Area 3	Tobacco User/Non-Tobacco User	18	236.84	236.84
98517PA0010005	Rating Area 3	Tobacco User/Non-Tobacco User	19	244.10	244.10
98517PA0010005	Rating Area 3	Tobacco User/Non-Tobacco User	20	251.63	251.63
98517PA0010005	Rating Area 3	Tobacco User/Non-Tobacco User	21	259.42	259.42
98517PA0010005	Rating Area 3	Tobacco User/Non-Tobacco User	22	259.42	259.42
98517PA0010005	Rating Area 3	Tobacco User/Non-Tobacco User	23	259.42	259.42
98517PA0010005	Rating Area 3	Tobacco User/Non-Tobacco User	24	259.42	259.42
98517PA0010005	Rating Area 3	Tobacco User/Non-Tobacco User	25	260.45	273.47
98517PA0010005	Rating Area 3	Tobacco User/Non-Tobacco User	26	265.63	278.92
98517PA0010005	Rating Area 3	Tobacco User/Non-Tobacco User	27	271.86	285.45
98517PA0010005	Rating Area 3	Tobacco User/Non-Tobacco User	28	281.98	296.08
98517PA0010005	Rating Area 3	Tobacco User/Non-Tobacco User	29	290.28	304.79
98517PA0010005	Rating Area 3	Tobacco User/Non-Tobacco User	30	294.43	309.15
98517PA0010005	Rating Area 3	Tobacco User/Non-Tobacco User	31	300.65	315.69
98517PA0010005	Rating Area 3	Tobacco User/Non-Tobacco User	32	306.88	322.22
98517PA0010005	Rating Area 3	Tobacco User/Non-Tobacco User	33	310.77	326.31
98517PA0010005	Rating Area 3	Tobacco User/Non-Tobacco User	34	314.92	330.67
98517PA0010005	Rating Area 3	Tobacco User/Non-Tobacco User	35	317.00	345.53
98517PA0010005	Rating Area 3	Tobacco User/Non-Tobacco User	36	319.07	347.79
98517PA0010005	Rating Area 3	Tobacco User/Non-Tobacco User	37	321.15	350.05
98517PA0010005	Rating Area 3	Tobacco User/Non-Tobacco User	38	323.22	352.31
98517PA0010005	Rating Area 3	Tobacco User/Non-Tobacco User	39	327.37	356.84
98517PA0010005	Rating Area 3	Tobacco User/Non-Tobacco User	40	331.52	361.36
98517PA0010005	Rating Area 3	Tobacco User/Non-Tobacco User	41	337.75	368.15
98517PA0010005	Rating Area 3	Tobacco User/Non-Tobacco User	42	343.72	374.65
98517PA0010005	Rating Area 3	Tobacco User/Non-Tobacco User	43	352.02	383.70
98517PA0010005	Rating Area 3	Tobacco User/Non-Tobacco User	44	362.39	395.01
98517PA0010005	Rating Area 3	Tobacco User/Non-Tobacco User	45	374.58	408.30
98517PA0010005	Rating Area 3	Tobacco User/Non-Tobacco User	46	389.11	424.13
98517PA0010005	Rating Area 3	Tobacco User/Non-Tobacco User	47	405.45	441.95
98517PA0010005	Rating Area 3	Tobacco User/Non-Tobacco User	48	424.13	462.30
98517PA0010005	Rating Area 3	Tobacco User/Non-Tobacco User	49	442.55	482.38
98517PA0010005	Rating Area 3	Tobacco User/Non-Tobacco User	50	463.30	505.00
98517PA0010005	Rating Area 3	Tobacco User/Non-Tobacco User	51	483.80	527.34
98517PA0010005	Rating Area 3	Tobacco User/Non-Tobacco User	52	506.36	551.94
98517PA0010005	Rating Area 3	Tobacco User/Non-Tobacco User	53	529.19	576.82
98517PA0010005	Rating Area 3	Tobacco User/Non-Tobacco User	54	553.84	603.68
98517PA0010005	Rating Area 3	Tobacco User/Non-Tobacco User	55	578.48	650.79
98517PA0010005	Rating Area 3	Tobacco User/Non-Tobacco User	56	605.20	680.85
98517PA0010005	Rating Area 3	Tobacco User/Non-Tobacco User	57	632.18	711.20
98517PA0010005	Rating Area 3	Tobacco User/Non-Tobacco User	58	660.97	743.59
98517PA0010005	Rating Area 3	Tobacco User/Non-Tobacco User	59	675.24	759.64
98517PA0010005	Rating Area 3	Tobacco User/Non-Tobacco User	60	704.03	792.04
98517PA0010005	Rating Area 3	Tobacco User/Non-Tobacco User	61	728.94	820.05
98517PA0010005	Rating Area 3	Tobacco User/Non-Tobacco User	62	745.28	838.44
98517PA0010005	Rating Area 3	Tobacco User/Non-Tobacco User	63	765.77	861.49
98517PA0010005	Rating Area 3	Tobacco User/Non-Tobacco User	64 and over	778.22	875.50
98517PA0010006	Rating Area 3	Tobacco User/Non-Tobacco User	0-14	242.94	242.94
98517PA0010006	Rating Area 3	Tobacco User/Non-Tobacco User	15	264.53	264.53
98517PA0010006	Rating Area 3	Tobacco User/Non-Tobacco User	16	272.79	272.79
98517PA0010006	Rating Area 3	Tobacco User/Non-Tobacco User	17	281.05	281.05
98517PA0010006	Rating Area 3	Tobacco User/Non-Tobacco User	18	289.94	289.94
98517PA0010006	Rating Area 3	Tobacco User/Non-Tobacco User	19	298.83	298.83
98517PA0010006	Rating Area 3	Tobacco User/Non-Tobacco User	20	308.04	308.04
98517PA0010006	Rating Area 3	Tobacco User/Non-Tobacco User	21	317.58	317.58
98517PA0010006	Rating Area 3	Tobacco User/Non-Tobacco User	22	317.58	317.58
98517PA0010006	Rating Area 3	Tobacco User/Non-Tobacco User	23	317.58	317.58
98517PA0010006	Rating Area 3	Tobacco User/Non-Tobacco User	24	317.58	317.58
98517PA0010006	Rating Area 3	Tobacco User/Non-Tobacco User	25	318.84	334.78
98517PA0010006	Rating Area 3	Tobacco User/Non-Tobacco User	26	325.19	341.45
98517PA0010006	Rating Area 3	Tobacco User/Non-Tobacco User	27	332.81	349.45
98517PA0010006	Rating Area 3	Tobacco User/Non-Tobacco User	28	345.19	362.45

98517PA0010006	Rating Area 3	Tobacco User/Non-Tobacco User	29	355.36	373.12
98517PA0010006	Rating Area 3	Tobacco User/Non-Tobacco User	30	360.44	378.46
98517PA0010006	Rating Area 3	Tobacco User/Non-Tobacco User	31	368.06	386.46
98517PA0010006	Rating Area 3	Tobacco User/Non-Tobacco User	32	375.68	394.46
98517PA0010006	Rating Area 3	Tobacco User/Non-Tobacco User	33	380.44	399.47
98517PA0010006	Rating Area 3	Tobacco User/Non-Tobacco User	34	385.53	404.80
98517PA0010006	Rating Area 3	Tobacco User/Non-Tobacco User	35	388.07	422.99
98517PA0010006	Rating Area 3	Tobacco User/Non-Tobacco User	36	390.61	425.76
98517PA0010006	Rating Area 3	Tobacco User/Non-Tobacco User	37	393.15	428.53
98517PA0010006	Rating Area 3	Tobacco User/Non-Tobacco User	38	395.69	431.30
98517PA0010006	Rating Area 3	Tobacco User/Non-Tobacco User	39	400.77	436.84
98517PA0010006	Rating Area 3	Tobacco User/Non-Tobacco User	40	405.85	442.38
98517PA0010006	Rating Area 3	Tobacco User/Non-Tobacco User	41	413.47	450.68
98517PA0010006	Rating Area 3	Tobacco User/Non-Tobacco User	42	420.78	458.64
98517PA0010006	Rating Area 3	Tobacco User/Non-Tobacco User	43	430.94	469.72
98517PA0010006	Rating Area 3	Tobacco User/Non-Tobacco User	44	443.64	483.57
98517PA0010006	Rating Area 3	Tobacco User/Non-Tobacco User	45	458.57	499.84
98517PA0010006	Rating Area 3	Tobacco User/Non-Tobacco User	46	476.35	519.22
98517PA0010006	Rating Area 3	Tobacco User/Non-Tobacco User	47	496.36	541.03
98517PA0010006	Rating Area 3	Tobacco User/Non-Tobacco User	48	519.22	565.95
98517PA0010006	Rating Area 3	Tobacco User/Non-Tobacco User	49	541.77	590.53
98517PA0010006	Rating Area 3	Tobacco User/Non-Tobacco User	50	567.17	618.22
98517PA0010006	Rating Area 3	Tobacco User/Non-Tobacco User	51	592.26	645.56
98517PA0010006	Rating Area 3	Tobacco User/Non-Tobacco User	52	619.89	675.68
98517PA0010006	Rating Area 3	Tobacco User/Non-Tobacco User	53	647.83	706.14
98517PA0010006	Rating Area 3	Tobacco User/Non-Tobacco User	54	678.00	739.02
98517PA0010006	Rating Area 3	Tobacco User/Non-Tobacco User	55	708.17	796.69
98517PA0010006	Rating Area 3	Tobacco User/Non-Tobacco User	56	740.88	833.49
98517PA0010006	Rating Area 3	Tobacco User/Non-Tobacco User	57	773.91	870.65
98517PA0010006	Rating Area 3	Tobacco User/Non-Tobacco User	58	809.16	910.30
98517PA0010006	Rating Area 3	Tobacco User/Non-Tobacco User	59	826.62	929.95
98517PA0010006	Rating Area 3	Tobacco User/Non-Tobacco User	60	861.87	969.61
98517PA0010006	Rating Area 3	Tobacco User/Non-Tobacco User	61	892.36	1003.91
98517PA0010006	Rating Area 3	Tobacco User/Non-Tobacco User	62	912.37	1026.41
98517PA0010006	Rating Area 3	Tobacco User/Non-Tobacco User	63	937.46	1054.64
98517PA0010006	Rating Area 3	Tobacco User/Non-Tobacco User	64 and over	952.70	1071.79
98517PA0010008	Rating Area 3	Tobacco User/Non-Tobacco User	0-14	236.72	236.72
98517PA0010008	Rating Area 3	Tobacco User/Non-Tobacco User	15	257.76	257.76
98517PA0010008	Rating Area 3	Tobacco User/Non-Tobacco User	16	265.81	265.81
98517PA0010008	Rating Area 3	Tobacco User/Non-Tobacco User	17	273.85	273.85
98517PA0010008	Rating Area 3	Tobacco User/Non-Tobacco User	18	282.52	282.52
98517PA0010008	Rating Area 3	Tobacco User/Non-Tobacco User	19	291.18	291.18
98517PA0010008	Rating Area 3	Tobacco User/Non-Tobacco User	20	300.15	300.15
98517PA0010008	Rating Area 3	Tobacco User/Non-Tobacco User	21	309.45	309.45
98517PA0010008	Rating Area 3	Tobacco User/Non-Tobacco User	22	309.45	309.45
98517PA0010008	Rating Area 3	Tobacco User/Non-Tobacco User	23	309.45	309.45
98517PA0010008	Rating Area 3	Tobacco User/Non-Tobacco User	24	309.45	309.45
98517PA0010008	Rating Area 3	Tobacco User/Non-Tobacco User	25	310.68	326.21
98517PA0010008	Rating Area 3	Tobacco User/Non-Tobacco User	26	316.86	332.71
98517PA0010008	Rating Area 3	Tobacco User/Non-Tobacco User	27	324.29	340.51
98517PA0010008	Rating Area 3	Tobacco User/Non-Tobacco User	28	336.36	353.18
98517PA0010008	Rating Area 3	Tobacco User/Non-Tobacco User	29	346.26	363.57
98517PA0010008	Rating Area 3	Tobacco User/Non-Tobacco User	30	351.21	368.77
98517PA0010008	Rating Area 3	Tobacco User/Non-Tobacco User	31	358.64	376.57
98517PA0010008	Rating Area 3	Tobacco User/Non-Tobacco User	32	366.06	384.37
98517PA0010008	Rating Area 3	Tobacco User/Non-Tobacco User	33	370.71	389.24
98517PA0010008	Rating Area 3	Tobacco User/Non-Tobacco User	34	375.66	394.44
98517PA0010008	Rating Area 3	Tobacco User/Non-Tobacco User	35	378.13	412.16
98517PA0010008	Rating Area 3	Tobacco User/Non-Tobacco User	36	380.61	414.86
98517PA0010008	Rating Area 3	Tobacco User/Non-Tobacco User	37	383.08	417.56
98517PA0010008	Rating Area 3	Tobacco User/Non-Tobacco User	38	385.56	420.26
98517PA0010008	Rating Area 3	Tobacco User/Non-Tobacco User	39	390.51	425.66

98517PA0010008	Rating Area 3	Tobacco User/Non-Tobacco User	40	395.46	431.05
98517PA0010008	Rating Area 3	Tobacco User/Non-Tobacco User	41	402.89	439.15
98517PA0010008	Rating Area 3	Tobacco User/Non-Tobacco User	42	410.01	446.91
98517PA0010008	Rating Area 3	Tobacco User/Non-Tobacco User	43	419.91	457.70
98517PA0010008	Rating Area 3	Tobacco User/Non-Tobacco User	44	432.28	471.19
98517PA0010008	Rating Area 3	Tobacco User/Non-Tobacco User	45	446.83	487.04
98517PA0010008	Rating Area 3	Tobacco User/Non-Tobacco User	46	464.16	505.93
98517PA0010008	Rating Area 3	Tobacco User/Non-Tobacco User	47	483.65	527.18
98517PA0010008	Rating Area 3	Tobacco User/Non-Tobacco User	48	505.93	551.46
98517PA0010008	Rating Area 3	Tobacco User/Non-Tobacco User	49	527.90	575.41
98517PA0010008	Rating Area 3	Tobacco User/Non-Tobacco User	50	552.66	602.39
98517PA0010008	Rating Area 3	Tobacco User/Non-Tobacco User	51	577.10	629.04
98517PA0010008	Rating Area 3	Tobacco User/Non-Tobacco User	52	604.02	658.38
98517PA0010008	Rating Area 3	Tobacco User/Non-Tobacco User	53	631.25	688.07
98517PA0010008	Rating Area 3	Tobacco User/Non-Tobacco User	54	660.65	720.11
98517PA0010008	Rating Area 3	Tobacco User/Non-Tobacco User	55	690.05	776.30
98517PA0010008	Rating Area 3	Tobacco User/Non-Tobacco User	56	721.92	812.16
98517PA0010008	Rating Area 3	Tobacco User/Non-Tobacco User	57	754.10	848.36
98517PA0010008	Rating Area 3	Tobacco User/Non-Tobacco User	58	788.45	887.00
98517PA0010008	Rating Area 3	Tobacco User/Non-Tobacco User	59	805.47	906.15
98517PA0010008	Rating Area 3	Tobacco User/Non-Tobacco User	60	839.81	944.79
98517PA0010008	Rating Area 3	Tobacco User/Non-Tobacco User	61	869.52	978.21
98517PA0010008	Rating Area 3	Tobacco User/Non-Tobacco User	62	889.01	1000.14
98517PA0010008	Rating Area 3	Tobacco User/Non-Tobacco User	63	913.46	1027.64
98517PA0010008	Rating Area 3	Tobacco User/Non-Tobacco User	64 and over	928.31	1044.35
98517PA0010010	Rating Area 3	Tobacco User/Non-Tobacco User	0-14	189.26	189.26
98517PA0010010	Rating Area 3	Tobacco User/Non-Tobacco User	15	206.08	206.08
98517PA0010010	Rating Area 3	Tobacco User/Non-Tobacco User	16	212.52	212.52
98517PA0010010	Rating Area 3	Tobacco User/Non-Tobacco User	17	218.95	218.95
98517PA0010010	Rating Area 3	Tobacco User/Non-Tobacco User	18	225.88	225.88
98517PA0010010	Rating Area 3	Tobacco User/Non-Tobacco User	19	232.80	232.80
98517PA0010010	Rating Area 3	Tobacco User/Non-Tobacco User	20	239.98	239.98
98517PA0010010	Rating Area 3	Tobacco User/Non-Tobacco User	21	247.41	247.41
98517PA0010010	Rating Area 3	Tobacco User/Non-Tobacco User	22	247.41	247.41
98517PA0010010	Rating Area 3	Tobacco User/Non-Tobacco User	23	247.41	247.41
98517PA0010010	Rating Area 3	Tobacco User/Non-Tobacco User	24	247.41	247.41
98517PA0010010	Rating Area 3	Tobacco User/Non-Tobacco User	25	248.39	260.81
98517PA0010010	Rating Area 3	Tobacco User/Non-Tobacco User	26	253.34	266.01
98517PA0010010	Rating Area 3	Tobacco User/Non-Tobacco User	27	259.28	272.24
98517PA0010010	Rating Area 3	Tobacco User/Non-Tobacco User	28	268.92	282.37
98517PA0010010	Rating Area 3	Tobacco User/Non-Tobacco User	29	276.84	290.68
98517PA0010010	Rating Area 3	Tobacco User/Non-Tobacco User	30	280.80	294.84
98517PA0010010	Rating Area 3	Tobacco User/Non-Tobacco User	31	286.74	301.07
98517PA0010010	Rating Area 3	Tobacco User/Non-Tobacco User	32	292.68	307.31
98517PA0010010	Rating Area 3	Tobacco User/Non-Tobacco User	33	296.39	311.21
98517PA0010010	Rating Area 3	Tobacco User/Non-Tobacco User	34	300.34	315.36
98517PA0010010	Rating Area 3	Tobacco User/Non-Tobacco User	35	302.32	329.53
98517PA0010010	Rating Area 3	Tobacco User/Non-Tobacco User	36	304.30	331.69
98517PA0010010	Rating Area 3	Tobacco User/Non-Tobacco User	37	306.28	333.85
98517PA0010010	Rating Area 3	Tobacco User/Non-Tobacco User	38	308.26	336.00
98517PA0010010	Rating Area 3	Tobacco User/Non-Tobacco User	39	312.22	340.32
98517PA0010010	Rating Area 3	Tobacco User/Non-Tobacco User	40	316.18	344.63
98517PA0010010	Rating Area 3	Tobacco User/Non-Tobacco User	41	322.12	351.11
98517PA0010010	Rating Area 3	Tobacco User/Non-Tobacco User	42	327.81	357.31
98517PA0010010	Rating Area 3	Tobacco User/Non-Tobacco User	43	335.72	365.94
98517PA0010010	Rating Area 3	Tobacco User/Non-Tobacco User	44	345.62	376.72
98517PA0010010	Rating Area 3	Tobacco User/Non-Tobacco User	45	357.25	389.40
98517PA0010010	Rating Area 3	Tobacco User/Non-Tobacco User	46	371.10	404.50
98517PA0010010	Rating Area 3	Tobacco User/Non-Tobacco User	47	386.69	421.49
98517PA0010010	Rating Area 3	Tobacco User/Non-Tobacco User	48	404.50	440.91
98517PA0010010	Rating Area 3	Tobacco User/Non-Tobacco User	49	422.07	460.05
98517PA0010010	Rating Area 3	Tobacco User/Non-Tobacco User	50	441.86	481.63

98517PA0010010	Rating Area 3	Tobacco User/Non-Tobacco User	51	461.40	502.93
98517PA0010010	Rating Area 3	Tobacco User/Non-Tobacco User	52	482.93	526.39
98517PA0010010	Rating Area 3	Tobacco User/Non-Tobacco User	53	504.70	550.12
98517PA0010010	Rating Area 3	Tobacco User/Non-Tobacco User	54	528.20	575.74
98517PA0010010	Rating Area 3	Tobacco User/Non-Tobacco User	55	551.70	620.67
98517PA0010010	Rating Area 3	Tobacco User/Non-Tobacco User	56	577.19	649.33
98517PA0010010	Rating Area 3	Tobacco User/Non-Tobacco User	57	602.92	678.28
98517PA0010010	Rating Area 3	Tobacco User/Non-Tobacco User	58	630.38	709.17
98517PA0010010	Rating Area 3	Tobacco User/Non-Tobacco User	59	643.98	724.48
98517PA0010010	Rating Area 3	Tobacco User/Non-Tobacco User	60	671.45	755.38
98517PA0010010	Rating Area 3	Tobacco User/Non-Tobacco User	61	695.20	782.10
98517PA0010010	Rating Area 3	Tobacco User/Non-Tobacco User	62	710.78	799.63
98517PA0010010	Rating Area 3	Tobacco User/Non-Tobacco User	63	730.33	821.62
98517PA0010010	Rating Area 3	Tobacco User/Non-Tobacco User	64 and over	742.20	834.98
98517PA0010011	Rating Area 3	Tobacco User/Non-Tobacco User	0-14	131.73	131.73
98517PA0010011	Rating Area 3	Tobacco User/Non-Tobacco User	15	143.44	143.44
98517PA0010011	Rating Area 3	Tobacco User/Non-Tobacco User	16	147.92	147.92
98517PA0010011	Rating Area 3	Tobacco User/Non-Tobacco User	17	152.40	152.40
98517PA0010011	Rating Area 3	Tobacco User/Non-Tobacco User	18	157.22	157.22
98517PA0010011	Rating Area 3	Tobacco User/Non-Tobacco User	19	162.04	162.04
98517PA0010011	Rating Area 3	Tobacco User/Non-Tobacco User	20	167.03	167.03
98517PA0010011	Rating Area 3	Tobacco User/Non-Tobacco User	21	172.21	172.21
98517PA0010011	Rating Area 3	Tobacco User/Non-Tobacco User	22	172.21	172.21
98517PA0010011	Rating Area 3	Tobacco User/Non-Tobacco User	23	172.21	172.21
98517PA0010011	Rating Area 3	Tobacco User/Non-Tobacco User	24	172.21	172.21
98517PA0010011	Rating Area 3	Tobacco User/Non-Tobacco User	25	172.89	181.53
98517PA0010011	Rating Area 3	Tobacco User/Non-Tobacco User	26	176.33	185.15
98517PA0010011	Rating Area 3	Tobacco User/Non-Tobacco User	27	180.46	189.49
98517PA0010011	Rating Area 3	Tobacco User/Non-Tobacco User	28	187.18	196.54
98517PA0010011	Rating Area 3	Tobacco User/Non-Tobacco User	29	192.69	202.32
98517PA0010011	Rating Area 3	Tobacco User/Non-Tobacco User	30	195.45	205.22
98517PA0010011	Rating Area 3	Tobacco User/Non-Tobacco User	31	199.58	209.56
98517PA0010011	Rating Area 3	Tobacco User/Non-Tobacco User	32	203.71	213.90
98517PA0010011	Rating Area 3	Tobacco User/Non-Tobacco User	33	206.29	216.61
98517PA0010011	Rating Area 3	Tobacco User/Non-Tobacco User	34	209.05	219.50
98517PA0010011	Rating Area 3	Tobacco User/Non-Tobacco User	35	210.43	229.37
98517PA0010011	Rating Area 3	Tobacco User/Non-Tobacco User	36	211.80	230.87
98517PA0010011	Rating Area 3	Tobacco User/Non-Tobacco User	37	213.18	232.37
98517PA0010011	Rating Area 3	Tobacco User/Non-Tobacco User	38	214.56	233.87
98517PA0010011	Rating Area 3	Tobacco User/Non-Tobacco User	39	217.31	236.87
98517PA0010011	Rating Area 3	Tobacco User/Non-Tobacco User	40	220.07	239.88
98517PA0010011	Rating Area 3	Tobacco User/Non-Tobacco User	41	224.20	244.38
98517PA0010011	Rating Area 3	Tobacco User/Non-Tobacco User	42	228.16	248.70
98517PA0010011	Rating Area 3	Tobacco User/Non-Tobacco User	43	233.67	254.70
98517PA0010011	Rating Area 3	Tobacco User/Non-Tobacco User	44	240.56	262.21
98517PA0010011	Rating Area 3	Tobacco User/Non-Tobacco User	45	248.65	271.03
98517PA0010011	Rating Area 3	Tobacco User/Non-Tobacco User	46	258.30	281.54
98517PA0010011	Rating Area 3	Tobacco User/Non-Tobacco User	47	269.15	293.37
98517PA0010011	Rating Area 3	Tobacco User/Non-Tobacco User	48	281.54	306.88
98517PA0010011	Rating Area 3	Tobacco User/Non-Tobacco User	49	293.77	320.21
98517PA0010011	Rating Area 3	Tobacco User/Non-Tobacco User	50	307.55	335.23
98517PA0010011	Rating Area 3	Tobacco User/Non-Tobacco User	51	321.15	350.05
98517PA0010011	Rating Area 3	Tobacco User/Non-Tobacco User	52	336.13	366.38
98517PA0010011	Rating Area 3	Tobacco User/Non-Tobacco User	53	351.29	382.90
98517PA0010011	Rating Area 3	Tobacco User/Non-Tobacco User	54	367.64	400.73
98517PA0010011	Rating Area 3	Tobacco User/Non-Tobacco User	55	384.00	432.00
98517PA0010011	Rating Area 3	Tobacco User/Non-Tobacco User	56	401.74	451.96
98517PA0010011	Rating Area 3	Tobacco User/Non-Tobacco User	57	419.65	472.10
98517PA0010011	Rating Area 3	Tobacco User/Non-Tobacco User	58	438.76	493.61
98517PA0010011	Rating Area 3	Tobacco User/Non-Tobacco User	59	448.23	504.26
98517PA0010011	Rating Area 3	Tobacco User/Non-Tobacco User	60	467.35	525.77
98517PA0010011	Rating Area 3	Tobacco User/Non-Tobacco User	61	483.88	544.36

98517PA0010011	Rating Area 3	Tobacco User/Non-Tobacco User	62	494.73	556.57
98517PA0010011	Rating Area 3	Tobacco User/Non-Tobacco User	63	508.33	571.87
98517PA0010011	Rating Area 3	Tobacco User/Non-Tobacco User	64 and over	516.60	581.17
98517PA0010012	Rating Area 3	Tobacco User/Non-Tobacco User	0-14	198.56	198.56
98517PA0010012	Rating Area 3	Tobacco User/Non-Tobacco User	15	216.21	216.21
98517PA0010012	Rating Area 3	Tobacco User/Non-Tobacco User	16	222.96	222.96
98517PA0010012	Rating Area 3	Tobacco User/Non-Tobacco User	17	229.71	229.71
98517PA0010012	Rating Area 3	Tobacco User/Non-Tobacco User	18	236.97	236.97
98517PA0010012	Rating Area 3	Tobacco User/Non-Tobacco User	19	244.24	244.24
98517PA0010012	Rating Area 3	Tobacco User/Non-Tobacco User	20	251.77	251.77
98517PA0010012	Rating Area 3	Tobacco User/Non-Tobacco User	21	259.56	259.56
98517PA0010012	Rating Area 3	Tobacco User/Non-Tobacco User	22	259.56	259.56
98517PA0010012	Rating Area 3	Tobacco User/Non-Tobacco User	23	259.56	259.56
98517PA0010012	Rating Area 3	Tobacco User/Non-Tobacco User	24	259.56	259.56
98517PA0010012	Rating Area 3	Tobacco User/Non-Tobacco User	25	260.59	273.62
98517PA0010012	Rating Area 3	Tobacco User/Non-Tobacco User	26	265.78	279.07
98517PA0010012	Rating Area 3	Tobacco User/Non-Tobacco User	27	272.01	285.61
98517PA0010012	Rating Area 3	Tobacco User/Non-Tobacco User	28	282.14	296.24
98517PA0010012	Rating Area 3	Tobacco User/Non-Tobacco User	29	290.44	304.96
98517PA0010012	Rating Area 3	Tobacco User/Non-Tobacco User	30	294.59	309.32
98517PA0010012	Rating Area 3	Tobacco User/Non-Tobacco User	31	300.82	315.86
98517PA0010012	Rating Area 3	Tobacco User/Non-Tobacco User	32	307.05	322.41
98517PA0010012	Rating Area 3	Tobacco User/Non-Tobacco User	33	310.95	326.49
98517PA0010012	Rating Area 3	Tobacco User/Non-Tobacco User	34	315.10	330.85
98517PA0010012	Rating Area 3	Tobacco User/Non-Tobacco User	35	317.18	345.72
98517PA0010012	Rating Area 3	Tobacco User/Non-Tobacco User	36	319.25	347.98
98517PA0010012	Rating Area 3	Tobacco User/Non-Tobacco User	37	321.33	350.25
98517PA0010012	Rating Area 3	Tobacco User/Non-Tobacco User	38	323.40	352.51
98517PA0010012	Rating Area 3	Tobacco User/Non-Tobacco User	39	327.56	357.04
98517PA0010012	Rating Area 3	Tobacco User/Non-Tobacco User	40	331.71	361.56
98517PA0010012	Rating Area 3	Tobacco User/Non-Tobacco User	41	337.94	368.35
98517PA0010012	Rating Area 3	Tobacco User/Non-Tobacco User	42	343.91	374.86
98517PA0010012	Rating Area 3	Tobacco User/Non-Tobacco User	43	352.21	383.91
98517PA0010012	Rating Area 3	Tobacco User/Non-Tobacco User	44	362.60	395.23
98517PA0010012	Rating Area 3	Tobacco User/Non-Tobacco User	45	374.80	408.53
98517PA0010012	Rating Area 3	Tobacco User/Non-Tobacco User	46	389.33	424.37
98517PA0010012	Rating Area 3	Tobacco User/Non-Tobacco User	47	405.68	442.19
98517PA0010012	Rating Area 3	Tobacco User/Non-Tobacco User	48	424.37	462.56
98517PA0010012	Rating Area 3	Tobacco User/Non-Tobacco User	49	442.80	482.65
98517PA0010012	Rating Area 3	Tobacco User/Non-Tobacco User	50	463.56	505.28
98517PA0010012	Rating Area 3	Tobacco User/Non-Tobacco User	51	484.07	527.63
98517PA0010012	Rating Area 3	Tobacco User/Non-Tobacco User	52	506.65	552.25
98517PA0010012	Rating Area 3	Tobacco User/Non-Tobacco User	53	529.49	577.14
98517PA0010012	Rating Area 3	Tobacco User/Non-Tobacco User	54	554.15	604.02
98517PA0010012	Rating Area 3	Tobacco User/Non-Tobacco User	55	578.81	651.16
98517PA0010012	Rating Area 3	Tobacco User/Non-Tobacco User	56	605.54	681.23
98517PA0010012	Rating Area 3	Tobacco User/Non-Tobacco User	57	632.53	711.60
98517PA0010012	Rating Area 3	Tobacco User/Non-Tobacco User	58	661.34	744.01
98517PA0010012	Rating Area 3	Tobacco User/Non-Tobacco User	59	675.62	760.07
98517PA0010012	Rating Area 3	Tobacco User/Non-Tobacco User	60	704.43	792.48
98517PA0010012	Rating Area 3	Tobacco User/Non-Tobacco User	61	729.35	820.52
98517PA0010012	Rating Area 3	Tobacco User/Non-Tobacco User	62	745.70	838.91
98517PA0010012	Rating Area 3	Tobacco User/Non-Tobacco User	63	766.20	861.98
98517PA0010012	Rating Area 3	Tobacco User/Non-Tobacco User	64 and over	778.66	876.00
98517PA0010013	Rating Area 3	Tobacco User/Non-Tobacco User	0-14	213.91	213.91
98517PA0010013	Rating Area 3	Tobacco User/Non-Tobacco User	15	232.92	232.92
98517PA0010013	Rating Area 3	Tobacco User/Non-Tobacco User	16	240.19	240.19
98517PA0010013	Rating Area 3	Tobacco User/Non-Tobacco User	17	247.46	247.46
98517PA0010013	Rating Area 3	Tobacco User/Non-Tobacco User	18	255.29	255.29
98517PA0010013	Rating Area 3	Tobacco User/Non-Tobacco User	19	263.12	263.12
98517PA0010013	Rating Area 3	Tobacco User/Non-Tobacco User	20	271.23	271.23
98517PA0010013	Rating Area 3	Tobacco User/Non-Tobacco User	21	279.63	279.63

98517PA0010013	Rating Area 3	Tobacco User/Non-Tobacco User	22	279.63	279.63
98517PA0010013	Rating Area 3	Tobacco User/Non-Tobacco User	23	279.63	279.63
98517PA0010013	Rating Area 3	Tobacco User/Non-Tobacco User	24	279.63	279.63
98517PA0010013	Rating Area 3	Tobacco User/Non-Tobacco User	25	280.73	294.77
98517PA0010013	Rating Area 3	Tobacco User/Non-Tobacco User	26	286.33	300.64
98517PA0010013	Rating Area 3	Tobacco User/Non-Tobacco User	27	293.04	307.69
98517PA0010013	Rating Area 3	Tobacco User/Non-Tobacco User	28	303.94	319.14
98517PA0010013	Rating Area 3	Tobacco User/Non-Tobacco User	29	312.89	328.53
98517PA0010013	Rating Area 3	Tobacco User/Non-Tobacco User	30	317.36	333.23
98517PA0010013	Rating Area 3	Tobacco User/Non-Tobacco User	31	324.07	340.28
98517PA0010013	Rating Area 3	Tobacco User/Non-Tobacco User	32	330.78	347.32
98517PA0010013	Rating Area 3	Tobacco User/Non-Tobacco User	33	334.98	351.73
98517PA0010013	Rating Area 3	Tobacco User/Non-Tobacco User	34	339.45	356.43
98517PA0010013	Rating Area 3	Tobacco User/Non-Tobacco User	35	341.69	372.44
98517PA0010013	Rating Area 3	Tobacco User/Non-Tobacco User	36	343.93	374.88
98517PA0010013	Rating Area 3	Tobacco User/Non-Tobacco User	37	346.16	377.32
98517PA0010013	Rating Area 3	Tobacco User/Non-Tobacco User	38	348.40	379.76
98517PA0010013	Rating Area 3	Tobacco User/Non-Tobacco User	39	352.87	384.63
98517PA0010013	Rating Area 3	Tobacco User/Non-Tobacco User	40	357.35	389.51
98517PA0010013	Rating Area 3	Tobacco User/Non-Tobacco User	41	364.06	396.82
98517PA0010013	Rating Area 3	Tobacco User/Non-Tobacco User	42	370.49	403.83
98517PA0010013	Rating Area 3	Tobacco User/Non-Tobacco User	43	379.44	413.59
98517PA0010013	Rating Area 3	Tobacco User/Non-Tobacco User	44	390.62	425.78
98517PA0010013	Rating Area 3	Tobacco User/Non-Tobacco User	45	403.76	440.10
98517PA0010013	Rating Area 3	Tobacco User/Non-Tobacco User	46	419.42	457.17
98517PA0010013	Rating Area 3	Tobacco User/Non-Tobacco User	47	437.04	476.37
98517PA0010013	Rating Area 3	Tobacco User/Non-Tobacco User	48	457.17	498.32
98517PA0010013	Rating Area 3	Tobacco User/Non-Tobacco User	49	477.02	519.96
98517PA0010013	Rating Area 3	Tobacco User/Non-Tobacco User	50	499.39	544.34
98517PA0010013	Rating Area 3	Tobacco User/Non-Tobacco User	51	521.48	568.42
98517PA0010013	Rating Area 3	Tobacco User/Non-Tobacco User	52	545.81	594.93
98517PA0010013	Rating Area 3	Tobacco User/Non-Tobacco User	53	570.41	621.75
98517PA0010013	Rating Area 3	Tobacco User/Non-Tobacco User	54	596.98	650.71
98517PA0010013	Rating Area 3	Tobacco User/Non-Tobacco User	55	623.54	701.48
98517PA0010013	Rating Area 3	Tobacco User/Non-Tobacco User	56	652.34	733.88
98517PA0010013	Rating Area 3	Tobacco User/Non-Tobacco User	57	681.42	766.60
98517PA0010013	Rating Area 3	Tobacco User/Non-Tobacco User	58	712.46	801.52
98517PA0010013	Rating Area 3	Tobacco User/Non-Tobacco User	59	727.84	818.82
98517PA0010013	Rating Area 3	Tobacco User/Non-Tobacco User	60	758.88	853.73
98517PA0010013	Rating Area 3	Tobacco User/Non-Tobacco User	61	785.72	883.93
98517PA0010013	Rating Area 3	Tobacco User/Non-Tobacco User	62	803.33	903.75
98517PA0010013	Rating Area 3	Tobacco User/Non-Tobacco User	63	825.42	928.60
98517PA0010013	Rating Area 3	Tobacco User/Non-Tobacco User	64 and over	838.85	943.70
98517PA0010014	Rating Area 3	Tobacco User/Non-Tobacco User	0-14	176.68	176.68
98517PA0010014	Rating Area 3	Tobacco User/Non-Tobacco User	15	192.38	192.38
98517PA0010014	Rating Area 3	Tobacco User/Non-Tobacco User	16	198.39	198.39
98517PA0010014	Rating Area 3	Tobacco User/Non-Tobacco User	17	204.39	204.39
98517PA0010014	Rating Area 3	Tobacco User/Non-Tobacco User	18	210.86	210.86
98517PA0010014	Rating Area 3	Tobacco User/Non-Tobacco User	19	217.32	217.32
98517PA0010014	Rating Area 3	Tobacco User/Non-Tobacco User	20	224.02	224.02
98517PA0010014	Rating Area 3	Tobacco User/Non-Tobacco User	21	230.96	230.96
98517PA0010014	Rating Area 3	Tobacco User/Non-Tobacco User	22	230.96	230.96
98517PA0010014	Rating Area 3	Tobacco User/Non-Tobacco User	23	230.96	230.96
98517PA0010014	Rating Area 3	Tobacco User/Non-Tobacco User	24	230.96	230.96
98517PA0010014	Rating Area 3	Tobacco User/Non-Tobacco User	25	231.87	243.47
98517PA0010014	Rating Area 3	Tobacco User/Non-Tobacco User	26	236.49	248.32
98517PA0010014	Rating Area 3	Tobacco User/Non-Tobacco User	27	242.03	254.14
98517PA0010014	Rating Area 3	Tobacco User/Non-Tobacco User	28	251.04	263.59
98517PA0010014	Rating Area 3	Tobacco User/Non-Tobacco User	29	258.43	271.35
98517PA0010014	Rating Area 3	Tobacco User/Non-Tobacco User	30	262.13	275.23
98517PA0010014	Rating Area 3	Tobacco User/Non-Tobacco User	31	267.67	281.05
98517PA0010014	Rating Area 3	Tobacco User/Non-Tobacco User	32	273.21	286.87



98517PA0010014	Rating Area 3	Tobacco User/Non-Tobacco User	33	276.68	290.51
98517PA0010014	Rating Area 3	Tobacco User/Non-Tobacco User	34	280.37	294.39
98517PA0010014	Rating Area 3	Tobacco User/Non-Tobacco User	35	282.22	307.62
98517PA0010014	Rating Area 3	Tobacco User/Non-Tobacco User	36	284.07	309.63
98517PA0010014	Rating Area 3	Tobacco User/Non-Tobacco User	37	285.92	311.65
98517PA0010014	Rating Area 3	Tobacco User/Non-Tobacco User	38	287.76	313.66
98517PA0010014	Rating Area 3	Tobacco User/Non-Tobacco User	39	291.46	317.69
98517PA0010014	Rating Area 3	Tobacco User/Non-Tobacco User	40	295.15	321.72
98517PA0010014	Rating Area 3	Tobacco User/Non-Tobacco User	41	300.70	327.76
98517PA0010014	Rating Area 3	Tobacco User/Non-Tobacco User	42	306.01	333.55
98517PA0010014	Rating Area 3	Tobacco User/Non-Tobacco User	43	313.40	341.60
98517PA0010014	Rating Area 3	Tobacco User/Non-Tobacco User	44	322.64	351.67
98517PA0010014	Rating Area 3	Tobacco User/Non-Tobacco User	45	333.49	363.50
98517PA0010014	Rating Area 3	Tobacco User/Non-Tobacco User	46	346.42	377.60
98517PA0010014	Rating Area 3	Tobacco User/Non-Tobacco User	47	360.97	393.46
98517PA0010014	Rating Area 3	Tobacco User/Non-Tobacco User	48	377.60	411.59
98517PA0010014	Rating Area 3	Tobacco User/Non-Tobacco User	49	394.00	429.46
98517PA0010014	Rating Area 3	Tobacco User/Non-Tobacco User	50	412.48	449.60
98517PA0010014	Rating Area 3	Tobacco User/Non-Tobacco User	51	430.72	469.49
98517PA0010014	Rating Area 3	Tobacco User/Non-Tobacco User	52	450.81	491.39
98517PA0010014	Rating Area 3	Tobacco User/Non-Tobacco User	53	471.14	513.54
98517PA0010014	Rating Area 3	Tobacco User/Non-Tobacco User	54	493.08	537.45
98517PA0010014	Rating Area 3	Tobacco User/Non-Tobacco User	55	515.02	579.39
98517PA0010014	Rating Area 3	Tobacco User/Non-Tobacco User	56	538.80	606.16
98517PA0010014	Rating Area 3	Tobacco User/Non-Tobacco User	57	562.82	633.18
98517PA0010014	Rating Area 3	Tobacco User/Non-Tobacco User	58	588.46	662.02
98517PA0010014	Rating Area 3	Tobacco User/Non-Tobacco User	59	601.16	676.31
98517PA0010014	Rating Area 3	Tobacco User/Non-Tobacco User	60	626.80	705.15
98517PA0010014	Rating Area 3	Tobacco User/Non-Tobacco User	61	648.97	730.09
98517PA0010014	Rating Area 3	Tobacco User/Non-Tobacco User	62	663.52	746.46
98517PA0010014	Rating Area 3	Tobacco User/Non-Tobacco User	63	681.76	766.98
98517PA0010014	Rating Area 3	Tobacco User/Non-Tobacco User	64 and over	692.85	779.45
98517PA0010015	Rating Area 3	Tobacco User/Non-Tobacco User	0-14	236.61	236.61
98517PA0010015	Rating Area 3	Tobacco User/Non-Tobacco User	15	257.64	257.64
98517PA0010015	Rating Area 3	Tobacco User/Non-Tobacco User	16	265.68	265.68
98517PA0010015	Rating Area 3	Tobacco User/Non-Tobacco User	17	273.72	273.72
98517PA0010015	Rating Area 3	Tobacco User/Non-Tobacco User	18	282.38	282.38
98517PA0010015	Rating Area 3	Tobacco User/Non-Tobacco User	19	291.04	291.04
98517PA0010015	Rating Area 3	Tobacco User/Non-Tobacco User	20	300.01	300.01
98517PA0010015	Rating Area 3	Tobacco User/Non-Tobacco User	21	309.30	309.30
98517PA0010015	Rating Area 3	Tobacco User/Non-Tobacco User	22	309.30	309.30
98517PA0010015	Rating Area 3	Tobacco User/Non-Tobacco User	23	309.30	309.30
98517PA0010015	Rating Area 3	Tobacco User/Non-Tobacco User	24	309.30	309.30
98517PA0010015	Rating Area 3	Tobacco User/Non-Tobacco User	25	310.53	326.06
98517PA0010015	Rating Area 3	Tobacco User/Non-Tobacco User	26	316.72	332.55
98517PA0010015	Rating Area 3	Tobacco User/Non-Tobacco User	27	324.14	340.35
98517PA0010015	Rating Area 3	Tobacco User/Non-Tobacco User	28	336.20	353.01
98517PA0010015	Rating Area 3	Tobacco User/Non-Tobacco User	29	346.10	363.40
98517PA0010015	Rating Area 3	Tobacco User/Non-Tobacco User	30	351.05	368.60
98517PA0010015	Rating Area 3	Tobacco User/Non-Tobacco User	31	358.47	376.39
98517PA0010015	Rating Area 3	Tobacco User/Non-Tobacco User	32	365.89	384.19
98517PA0010015	Rating Area 3	Tobacco User/Non-Tobacco User	33	370.53	389.06
98517PA0010015	Rating Area 3	Tobacco User/Non-Tobacco User	34	375.48	394.26
98517PA0010015	Rating Area 3	Tobacco User/Non-Tobacco User	35	377.96	411.97
98517PA0010015	Rating Area 3	Tobacco User/Non-Tobacco User	36	380.43	414.67
98517PA0010015	Rating Area 3	Tobacco User/Non-Tobacco User	37	382.90	417.37
98517PA0010015	Rating Area 3	Tobacco User/Non-Tobacco User	38	385.38	420.06
98517PA0010015	Rating Area 3	Tobacco User/Non-Tobacco User	39	390.33	425.46
98517PA0010015	Rating Area 3	Tobacco User/Non-Tobacco User	40	395.28	430.85
98517PA0010015	Rating Area 3	Tobacco User/Non-Tobacco User	41	402.70	438.94
98517PA0010015	Rating Area 3	Tobacco User/Non-Tobacco User	42	409.81	446.70
98517PA0010015	Rating Area 3	Tobacco User/Non-Tobacco User	43	419.71	457.48

98517PA0010015	Rating Area 3	Tobacco User/Non-Tobacco User	44	432.08	470.97
98517PA0010015	Rating Area 3	Tobacco User/Non-Tobacco User	45	446.62	486.81
98517PA0010015	Rating Area 3	Tobacco User/Non-Tobacco User	46	463.94	505.69
98517PA0010015	Rating Area 3	Tobacco User/Non-Tobacco User	47	483.42	526.93
98517PA0010015	Rating Area 3	Tobacco User/Non-Tobacco User	48	505.69	551.21
98517PA0010015	Rating Area 3	Tobacco User/Non-Tobacco User	49	527.65	575.14
98517PA0010015	Rating Area 3	Tobacco User/Non-Tobacco User	50	552.40	602.11
98517PA0010015	Rating Area 3	Tobacco User/Non-Tobacco User	51	576.83	628.75
98517PA0010015	Rating Area 3	Tobacco User/Non-Tobacco User	52	603.74	658.08
98517PA0010015	Rating Area 3	Tobacco User/Non-Tobacco User	53	630.96	687.74
98517PA0010015	Rating Area 3	Tobacco User/Non-Tobacco User	54	660.34	719.77
98517PA0010015	Rating Area 3	Tobacco User/Non-Tobacco User	55	689.72	775.94
98517PA0010015	Rating Area 3	Tobacco User/Non-Tobacco User	56	721.58	811.78
98517PA0010015	Rating Area 3	Tobacco User/Non-Tobacco User	57	753.75	847.96
98517PA0010015	Rating Area 3	Tobacco User/Non-Tobacco User	58	788.08	886.59
98517PA0010015	Rating Area 3	Tobacco User/Non-Tobacco User	59	805.09	905.73
98517PA0010015	Rating Area 3	Tobacco User/Non-Tobacco User	60	839.42	944.35
98517PA0010015	Rating Area 3	Tobacco User/Non-Tobacco User	61	869.11	977.75
98517PA0010015	Rating Area 3	Tobacco User/Non-Tobacco User	62	888.60	999.67
98517PA0010015	Rating Area 3	Tobacco User/Non-Tobacco User	63	913.03	1027.16
98517PA0010015	Rating Area 3	Tobacco User/Non-Tobacco User	64 and over	927.88	1043.86
98517PA0010017	Rating Area 3	Tobacco User/Non-Tobacco User	0-14	253.82	253.82
98517PA0010017	Rating Area 3	Tobacco User/Non-Tobacco User	15	276.38	276.38
98517PA0010017	Rating Area 3	Tobacco User/Non-Tobacco User	16	285.01	285.01
98517PA0010017	Rating Area 3	Tobacco User/Non-Tobacco User	17	293.64	293.64
98517PA0010017	Rating Area 3	Tobacco User/Non-Tobacco User	18	302.93	302.93
98517PA0010017	Rating Area 3	Tobacco User/Non-Tobacco User	19	312.22	312.22
98517PA0010017	Rating Area 3	Tobacco User/Non-Tobacco User	20	321.84	321.84
98517PA0010017	Rating Area 3	Tobacco User/Non-Tobacco User	21	331.80	331.80
98517PA0010017	Rating Area 3	Tobacco User/Non-Tobacco User	22	331.80	331.80
98517PA0010017	Rating Area 3	Tobacco User/Non-Tobacco User	23	331.80	331.80
98517PA0010017	Rating Area 3	Tobacco User/Non-Tobacco User	24	331.80	331.80
98517PA0010017	Rating Area 3	Tobacco User/Non-Tobacco User	25	333.12	349.78
98517PA0010017	Rating Area 3	Tobacco User/Non-Tobacco User	26	339.76	356.74
98517PA0010017	Rating Area 3	Tobacco User/Non-Tobacco User	27	347.72	365.10
98517PA0010017	Rating Area 3	Tobacco User/Non-Tobacco User	28	360.66	378.69
98517PA0010017	Rating Area 3	Tobacco User/Non-Tobacco User	29	371.28	389.84
98517PA0010017	Rating Area 3	Tobacco User/Non-Tobacco User	30	376.58	395.41
98517PA0010017	Rating Area 3	Tobacco User/Non-Tobacco User	31	384.55	403.77
98517PA0010017	Rating Area 3	Tobacco User/Non-Tobacco User	32	392.51	412.14
98517PA0010017	Rating Area 3	Tobacco User/Non-Tobacco User	33	397.49	417.36
98517PA0010017	Rating Area 3	Tobacco User/Non-Tobacco User	34	402.80	422.94
98517PA0010017	Rating Area 3	Tobacco User/Non-Tobacco User	35	405.45	441.94
98517PA0010017	Rating Area 3	Tobacco User/Non-Tobacco User	36	408.10	444.83
98517PA0010017	Rating Area 3	Tobacco User/Non-Tobacco User	37	410.76	447.73
98517PA0010017	Rating Area 3	Tobacco User/Non-Tobacco User	38	413.41	450.62
98517PA0010017	Rating Area 3	Tobacco User/Non-Tobacco User	39	418.72	456.41
98517PA0010017	Rating Area 3	Tobacco User/Non-Tobacco User	40	424.03	462.19
98517PA0010017	Rating Area 3	Tobacco User/Non-Tobacco User	41	431.99	470.87
98517PA0010017	Rating Area 3	Tobacco User/Non-Tobacco User	42	439.62	479.19
98517PA0010017	Rating Area 3	Tobacco User/Non-Tobacco User	43	450.24	490.76
98517PA0010017	Rating Area 3	Tobacco User/Non-Tobacco User	44	463.51	505.23
98517PA0010017	Rating Area 3	Tobacco User/Non-Tobacco User	45	479.11	522.23
98517PA0010017	Rating Area 3	Tobacco User/Non-Tobacco User	46	497.69	542.48
98517PA0010017	Rating Area 3	Tobacco User/Non-Tobacco User	47	518.59	565.26
98517PA0010017	Rating Area 3	Tobacco User/Non-Tobacco User	48	542.48	591.30
98517PA0010017	Rating Area 3	Tobacco User/Non-Tobacco User	49	566.04	616.98
98517PA0010017	Rating Area 3	Tobacco User/Non-Tobacco User	50	592.58	645.91
98517PA0010017	Rating Area 3	Tobacco User/Non-Tobacco User	51	618.79	674.48
98517PA0010017	Rating Area 3	Tobacco User/Non-Tobacco User	52	647.66	705.95
98517PA0010017	Rating Area 3	Tobacco User/Non-Tobacco User	53	676.86	737.77
98517PA0010017	Rating Area 3	Tobacco User/Non-Tobacco User	54	708.38	772.13

98517PA0010017	Rating Area 3	Tobacco User/Non-Tobacco User	55	739.90	832.38
98517PA0010017	Rating Area 3	Tobacco User/Non-Tobacco User	56	774.07	870.83
98517PA0010017	Rating Area 3	Tobacco User/Non-Tobacco User	57	808.58	909.65
98517PA0010017	Rating Area 3	Tobacco User/Non-Tobacco User	58	845.41	951.08
98517PA0010017	Rating Area 3	Tobacco User/Non-Tobacco User	59	863.66	971.61
98517PA0010017	Rating Area 3	Tobacco User/Non-Tobacco User	60	900.48	1013.04
98517PA0010017	Rating Area 3	Tobacco User/Non-Tobacco User	61	932.34	1048.88
98517PA0010017	Rating Area 3	Tobacco User/Non-Tobacco User	62	953.24	1072.39
98517PA0010017	Rating Area 3	Tobacco User/Non-Tobacco User	63	979.45	1101.88
98517PA0010017	Rating Area 3	Tobacco User/Non-Tobacco User	64 and over	995.38	1119.80
98517PA0010018	Rating Area 3	Tobacco User/Non-Tobacco User	0-14	182.94	182.94
98517PA0010018	Rating Area 3	Tobacco User/Non-Tobacco User	15	199.21	199.21
98517PA0010018	Rating Area 3	Tobacco User/Non-Tobacco User	16	205.42	205.42
98517PA0010018	Rating Area 3	Tobacco User/Non-Tobacco User	17	211.64	211.64
98517PA0010018	Rating Area 3	Tobacco User/Non-Tobacco User	18	218.34	218.34
98517PA0010018	Rating Area 3	Tobacco User/Non-Tobacco User	19	225.03	225.03
98517PA0010018	Rating Area 3	Tobacco User/Non-Tobacco User	20	231.97	231.97
98517PA0010018	Rating Area 3	Tobacco User/Non-Tobacco User	21	239.15	239.15
98517PA0010018	Rating Area 3	Tobacco User/Non-Tobacco User	22	239.15	239.15
98517PA0010018	Rating Area 3	Tobacco User/Non-Tobacco User	23	239.15	239.15
98517PA0010018	Rating Area 3	Tobacco User/Non-Tobacco User	24	239.15	239.15
98517PA0010018	Rating Area 3	Tobacco User/Non-Tobacco User	25	240.10	252.11
98517PA0010018	Rating Area 3	Tobacco User/Non-Tobacco User	26	244.88	257.13
98517PA0010018	Rating Area 3	Tobacco User/Non-Tobacco User	27	250.62	263.15
98517PA0010018	Rating Area 3	Tobacco User/Non-Tobacco User	28	259.95	272.95
98517PA0010018	Rating Area 3	Tobacco User/Non-Tobacco User	29	267.60	280.98
98517PA0010018	Rating Area 3	Tobacco User/Non-Tobacco User	30	271.43	285.00
98517PA0010018	Rating Area 3	Tobacco User/Non-Tobacco User	31	277.17	291.03
98517PA0010018	Rating Area 3	Tobacco User/Non-Tobacco User	32	282.91	297.05
98517PA0010018	Rating Area 3	Tobacco User/Non-Tobacco User	33	286.49	300.82
98517PA0010018	Rating Area 3	Tobacco User/Non-Tobacco User	34	290.32	304.84
98517PA0010018	Rating Area 3	Tobacco User/Non-Tobacco User	35	292.23	318.53
98517PA0010018	Rating Area 3	Tobacco User/Non-Tobacco User	36	294.15	320.62
98517PA0010018	Rating Area 3	Tobacco User/Non-Tobacco User	37	296.06	322.71
98517PA0010018	Rating Area 3	Tobacco User/Non-Tobacco User	38	297.97	324.79
98517PA0010018	Rating Area 3	Tobacco User/Non-Tobacco User	39	301.80	328.96
98517PA0010018	Rating Area 3	Tobacco User/Non-Tobacco User	40	305.63	333.13
98517PA0010018	Rating Area 3	Tobacco User/Non-Tobacco User	41	311.37	339.39
98517PA0010018	Rating Area 3	Tobacco User/Non-Tobacco User	42	316.87	345.38
98517PA0010018	Rating Area 3	Tobacco User/Non-Tobacco User	43	324.52	353.72
98517PA0010018	Rating Area 3	Tobacco User/Non-Tobacco User	44	334.08	364.15
98517PA0010018	Rating Area 3	Tobacco User/Non-Tobacco User	45	345.32	376.40
98517PA0010018	Rating Area 3	Tobacco User/Non-Tobacco User	46	358.72	391.00
98517PA0010018	Rating Area 3	Tobacco User/Non-Tobacco User	47	373.78	407.42
98517PA0010018	Rating Area 3	Tobacco User/Non-Tobacco User	48	391.00	426.19
98517PA0010018	Rating Area 3	Tobacco User/Non-Tobacco User	49	407.98	444.70
98517PA0010018	Rating Area 3	Tobacco User/Non-Tobacco User	50	427.11	465.55
98517PA0010018	Rating Area 3	Tobacco User/Non-Tobacco User	51	446.00	486.14
98517PA0010018	Rating Area 3	Tobacco User/Non-Tobacco User	52	466.81	508.82
98517PA0010018	Rating Area 3	Tobacco User/Non-Tobacco User	53	487.85	531.76
98517PA0010018	Rating Area 3	Tobacco User/Non-Tobacco User	54	510.57	556.52
98517PA0010018	Rating Area 3	Tobacco User/Non-Tobacco User	55	533.29	599.95
98517PA0010018	Rating Area 3	Tobacco User/Non-Tobacco User	56	557.92	627.66
98517PA0010018	Rating Area 3	Tobacco User/Non-Tobacco User	57	582.79	655.64
98517PA0010018	Rating Area 3	Tobacco User/Non-Tobacco User	58	609.34	685.51
98517PA0010018	Rating Area 3	Tobacco User/Non-Tobacco User	59	622.49	700.30
98517PA0010018	Rating Area 3	Tobacco User/Non-Tobacco User	60	649.04	730.17
98517PA0010018	Rating Area 3	Tobacco User/Non-Tobacco User	61	671.99	755.99
98517PA0010018	Rating Area 3	Tobacco User/Non-Tobacco User	62	687.06	772.94
98517PA0010018	Rating Area 3	Tobacco User/Non-Tobacco User	63	705.95	794.20
98517PA0010018	Rating Area 3	Tobacco User/Non-Tobacco User	64 and over	717.43	807.11
98517PA0010019	Rating Area 3	Tobacco User/Non-Tobacco User	0-14	210.99	210.99

98517PA0010019	Rating Area 3	Tobacco User/Non-Tobacco User	15	229.74	229.74
98517PA0010019	Rating Area 3	Tobacco User/Non-Tobacco User	16	236.91	236.91
98517PA0010019	Rating Area 3	Tobacco User/Non-Tobacco User	17	244.08	244.08
98517PA0010019	Rating Area 3	Tobacco User/Non-Tobacco User	18	251.80	251.80
98517PA0010019	Rating Area 3	Tobacco User/Non-Tobacco User	19	259.53	259.53
98517PA0010019	Rating Area 3	Tobacco User/Non-Tobacco User	20	267.52	267.52
98517PA0010019	Rating Area 3	Tobacco User/Non-Tobacco User	21	275.81	275.81
98517PA0010019	Rating Area 3	Tobacco User/Non-Tobacco User	22	275.81	275.81
98517PA0010019	Rating Area 3	Tobacco User/Non-Tobacco User	23	275.81	275.81
98517PA0010019	Rating Area 3	Tobacco User/Non-Tobacco User	24	275.81	275.81
98517PA0010019	Rating Area 3	Tobacco User/Non-Tobacco User	25	276.90	290.75
98517PA0010019	Rating Area 3	Tobacco User/Non-Tobacco User	26	282.42	296.54
98517PA0010019	Rating Area 3	Tobacco User/Non-Tobacco User	27	289.04	303.49
98517PA0010019	Rating Area 3	Tobacco User/Non-Tobacco User	28	299.79	314.78
98517PA0010019	Rating Area 3	Tobacco User/Non-Tobacco User	29	308.62	324.05
98517PA0010019	Rating Area 3	Tobacco User/Non-Tobacco User	30	313.03	328.68
98517PA0010019	Rating Area 3	Tobacco User/Non-Tobacco User	31	319.65	335.63
98517PA0010019	Rating Area 3	Tobacco User/Non-Tobacco User	32	326.27	342.58
98517PA0010019	Rating Area 3	Tobacco User/Non-Tobacco User	33	330.41	346.93
98517PA0010019	Rating Area 3	Tobacco User/Non-Tobacco User	34	334.82	351.56
98517PA0010019	Rating Area 3	Tobacco User/Non-Tobacco User	35	337.03	367.36
98517PA0010019	Rating Area 3	Tobacco User/Non-Tobacco User	36	339.23	369.76
98517PA0010019	Rating Area 3	Tobacco User/Non-Tobacco User	37	341.44	372.17
98517PA0010019	Rating Area 3	Tobacco User/Non-Tobacco User	38	343.64	374.57
98517PA0010019	Rating Area 3	Tobacco User/Non-Tobacco User	39	348.06	379.38
98517PA0010019	Rating Area 3	Tobacco User/Non-Tobacco User	40	352.47	384.19
98517PA0010019	Rating Area 3	Tobacco User/Non-Tobacco User	41	359.09	391.41
98517PA0010019	Rating Area 3	Tobacco User/Non-Tobacco User	42	365.43	398.32
98517PA0010019	Rating Area 3	Tobacco User/Non-Tobacco User	43	374.26	407.94
98517PA0010019	Rating Area 3	Tobacco User/Non-Tobacco User	44	385.29	419.97
98517PA0010019	Rating Area 3	Tobacco User/Non-Tobacco User	45	398.25	434.09
98517PA0010019	Rating Area 3	Tobacco User/Non-Tobacco User	46	413.70	450.93
98517PA0010019	Rating Area 3	Tobacco User/Non-Tobacco User	47	431.07	469.87
98517PA0010019	Rating Area 3	Tobacco User/Non-Tobacco User	48	450.93	491.51
98517PA0010019	Rating Area 3	Tobacco User/Non-Tobacco User	49	470.51	512.86
98517PA0010019	Rating Area 3	Tobacco User/Non-Tobacco User	50	492.58	536.91
98517PA0010019	Rating Area 3	Tobacco User/Non-Tobacco User	51	514.36	560.66
98517PA0010019	Rating Area 3	Tobacco User/Non-Tobacco User	52	538.36	586.81
98517PA0010019	Rating Area 3	Tobacco User/Non-Tobacco User	53	562.63	613.26
98517PA0010019	Rating Area 3	Tobacco User/Non-Tobacco User	54	588.83	641.82
98517PA0010019	Rating Area 3	Tobacco User/Non-Tobacco User	55	615.03	691.91
98517PA0010019	Rating Area 3	Tobacco User/Non-Tobacco User	56	643.44	723.87
98517PA0010019	Rating Area 3	Tobacco User/Non-Tobacco User	57	672.12	756.13
98517PA0010019	Rating Area 3	Tobacco User/Non-Tobacco User	58	702.73	790.57
98517PA0010019	Rating Area 3	Tobacco User/Non-Tobacco User	59	717.90	807.64
98517PA0010019	Rating Area 3	Tobacco User/Non-Tobacco User	60	748.52	842.08
98517PA0010019	Rating Area 3	Tobacco User/Non-Tobacco User	61	774.99	871.87
98517PA0010019	Rating Area 3	Tobacco User/Non-Tobacco User	62	792.37	891.41
98517PA0010019	Rating Area 3	Tobacco User/Non-Tobacco User	63	814.16	915.92
98517PA0010019	Rating Area 3	Tobacco User/Non-Tobacco User	64 and over	827.39	930.82
98517PA0010021	Rating Area 3	Tobacco User/Non-Tobacco User	0-14	176.17	176.17
98517PA0010021	Rating Area 3	Tobacco User/Non-Tobacco User	15	191.83	191.83
98517PA0010021	Rating Area 3	Tobacco User/Non-Tobacco User	16	197.82	197.82
98517PA0010021	Rating Area 3	Tobacco User/Non-Tobacco User	17	203.81	203.81
98517PA0010021	Rating Area 3	Tobacco User/Non-Tobacco User	18	210.25	210.25
98517PA0010021	Rating Area 3	Tobacco User/Non-Tobacco User	19	216.70	216.70
98517PA0010021	Rating Area 3	Tobacco User/Non-Tobacco User	20	223.38	223.38
98517PA0010021	Rating Area 3	Tobacco User/Non-Tobacco User	21	230.30	230.30
98517PA0010021	Rating Area 3	Tobacco User/Non-Tobacco User	22	230.30	230.30
98517PA0010021	Rating Area 3	Tobacco User/Non-Tobacco User	23	230.30	230.30
98517PA0010021	Rating Area 3	Tobacco User/Non-Tobacco User	24	230.30	230.30
98517PA0010021	Rating Area 3	Tobacco User/Non-Tobacco User	25	231.21	242.77

98517PA0010021	Rating Area 3	Tobacco User/Non-Tobacco User	26	235.82	247.61
98517PA0010021	Rating Area 3	Tobacco User/Non-Tobacco User	27	241.34	253.41
98517PA0010021	Rating Area 3	Tobacco User/Non-Tobacco User	28	250.32	262.84
98517PA0010021	Rating Area 3	Tobacco User/Non-Tobacco User	29	257.69	270.58
98517PA0010021	Rating Area 3	Tobacco User/Non-Tobacco User	30	261.38	274.45
98517PA0010021	Rating Area 3	Tobacco User/Non-Tobacco User	31	266.90	280.25
98517PA0010021	Rating Area 3	Tobacco User/Non-Tobacco User	32	272.43	286.05
98517PA0010021	Rating Area 3	Tobacco User/Non-Tobacco User	33	275.89	289.68
98517PA0010021	Rating Area 3	Tobacco User/Non-Tobacco User	34	279.57	293.55
98517PA0010021	Rating Area 3	Tobacco User/Non-Tobacco User	35	281.41	306.74
98517PA0010021	Rating Area 3	Tobacco User/Non-Tobacco User	36	283.25	308.75
98517PA0010021	Rating Area 3	Tobacco User/Non-Tobacco User	37	285.10	310.76
98517PA0010021	Rating Area 3	Tobacco User/Non-Tobacco User	38	286.94	312.76
98517PA0010021	Rating Area 3	Tobacco User/Non-Tobacco User	39	290.62	316.78
98517PA0010021	Rating Area 3	Tobacco User/Non-Tobacco User	40	294.31	320.80
98517PA0010021	Rating Area 3	Tobacco User/Non-Tobacco User	41	299.84	326.82
98517PA0010021	Rating Area 3	Tobacco User/Non-Tobacco User	42	305.13	332.59
98517PA0010021	Rating Area 3	Tobacco User/Non-Tobacco User	43	312.50	340.63
98517PA0010021	Rating Area 3	Tobacco User/Non-Tobacco User	44	321.71	350.67
98517PA0010021	Rating Area 3	Tobacco User/Non-Tobacco User	45	332.54	362.46
98517PA0010021	Rating Area 3	Tobacco User/Non-Tobacco User	46	345.43	376.52
98517PA0010021	Rating Area 3	Tobacco User/Non-Tobacco User	47	359.94	392.34
98517PA0010021	Rating Area 3	Tobacco User/Non-Tobacco User	48	376.52	410.41
98517PA0010021	Rating Area 3	Tobacco User/Non-Tobacco User	49	392.87	428.23
98517PA0010021	Rating Area 3	Tobacco User/Non-Tobacco User	50	411.30	448.31
98517PA0010021	Rating Area 3	Tobacco User/Non-Tobacco User	51	429.49	468.14
98517PA0010021	Rating Area 3	Tobacco User/Non-Tobacco User	52	449.52	489.98
98517PA0010021	Rating Area 3	Tobacco User/Non-Tobacco User	53	469.79	512.07
98517PA0010021	Rating Area 3	Tobacco User/Non-Tobacco User	54	491.67	535.92
98517PA0010021	Rating Area 3	Tobacco User/Non-Tobacco User	55	513.54	577.74
98517PA0010021	Rating Area 3	Tobacco User/Non-Tobacco User	56	537.26	604.42
98517PA0010021	Rating Area 3	Tobacco User/Non-Tobacco User	57	561.21	631.36
98517PA0010021	Rating Area 3	Tobacco User/Non-Tobacco User	58	586.78	660.12
98517PA0010021	Rating Area 3	Tobacco User/Non-Tobacco User	59	599.44	674.37
98517PA0010021	Rating Area 3	Tobacco User/Non-Tobacco User	60	625.00	703.13
98517PA0010021	Rating Area 3	Tobacco User/Non-Tobacco User	61	647.11	728.00
98517PA0010021	Rating Area 3	Tobacco User/Non-Tobacco User	62	661.62	744.32
98517PA0010021	Rating Area 3	Tobacco User/Non-Tobacco User	63	679.81	764.79
98517PA0010021	Rating Area 3	Tobacco User/Non-Tobacco User	64 and over	690.87	777.22
98517PA0010022	Rating Area 3	Tobacco User/Non-Tobacco User	0-14	189.71	189.71
98517PA0010022	Rating Area 3	Tobacco User/Non-Tobacco User	15	206.58	206.58
98517PA0010022	Rating Area 3	Tobacco User/Non-Tobacco User	16	213.03	213.03
98517PA0010022	Rating Area 3	Tobacco User/Non-Tobacco User	17	219.47	219.47
98517PA0010022	Rating Area 3	Tobacco User/Non-Tobacco User	18	226.42	226.42
98517PA0010022	Rating Area 3	Tobacco User/Non-Tobacco User	19	233.36	233.36
98517PA0010022	Rating Area 3	Tobacco User/Non-Tobacco User	20	240.55	240.55
98517PA0010022	Rating Area 3	Tobacco User/Non-Tobacco User	21	248.00	248.00
98517PA0010022	Rating Area 3	Tobacco User/Non-Tobacco User	22	248.00	248.00
98517PA0010022	Rating Area 3	Tobacco User/Non-Tobacco User	23	248.00	248.00
98517PA0010022	Rating Area 3	Tobacco User/Non-Tobacco User	24	248.00	248.00
98517PA0010022	Rating Area 3	Tobacco User/Non-Tobacco User	25	248.98	261.43
98517PA0010022	Rating Area 3	Tobacco User/Non-Tobacco User	26	253.94	266.64
98517PA0010022	Rating Area 3	Tobacco User/Non-Tobacco User	27	259.90	272.89
98517PA0010022	Rating Area 3	Tobacco User/Non-Tobacco User	28	269.57	283.05
98517PA0010022	Rating Area 3	Tobacco User/Non-Tobacco User	29	277.50	291.38
98517PA0010022	Rating Area 3	Tobacco User/Non-Tobacco User	30	281.47	295.55
98517PA0010022	Rating Area 3	Tobacco User/Non-Tobacco User	31	287.42	301.79
98517PA0010022	Rating Area 3	Tobacco User/Non-Tobacco User	32	293.38	308.04
98517PA0010022	Rating Area 3	Tobacco User/Non-Tobacco User	33	297.10	311.95
98517PA0010022	Rating Area 3	Tobacco User/Non-Tobacco User	34	301.06	316.12
98517PA0010022	Rating Area 3	Tobacco User/Non-Tobacco User	35	303.05	330.32
98517PA0010022	Rating Area 3	Tobacco User/Non-Tobacco User	36	305.03	332.48

98517PA0010022	Rating Area 3	Tobacco User/Non-Tobacco User	37	307.02	334.65
98517PA0010022	Rating Area 3	Tobacco User/Non-Tobacco User	38	309.00	336.81
98517PA0010022	Rating Area 3	Tobacco User/Non-Tobacco User	39	312.97	341.13
98517PA0010022	Rating Area 3	Tobacco User/Non-Tobacco User	40	316.93	345.46
98517PA0010022	Rating Area 3	Tobacco User/Non-Tobacco User	41	322.89	351.95
98517PA0010022	Rating Area 3	Tobacco User/Non-Tobacco User	42	328.59	358.16
98517PA0010022	Rating Area 3	Tobacco User/Non-Tobacco User	43	336.53	366.81
98517PA0010022	Rating Area 3	Tobacco User/Non-Tobacco User	44	346.45	377.63
98517PA0010022	Rating Area 3	Tobacco User/Non-Tobacco User	45	358.10	390.33
98517PA0010022	Rating Area 3	Tobacco User/Non-Tobacco User	46	371.99	405.47
98517PA0010022	Rating Area 3	Tobacco User/Non-Tobacco User	47	387.61	422.50
98517PA0010022	Rating Area 3	Tobacco User/Non-Tobacco User	48	405.47	441.96
98517PA0010022	Rating Area 3	Tobacco User/Non-Tobacco User	49	423.08	461.15
98517PA0010022	Rating Area 3	Tobacco User/Non-Tobacco User	50	442.92	482.78
98517PA0010022	Rating Area 3	Tobacco User/Non-Tobacco User	51	462.51	504.13
98517PA0010022	Rating Area 3	Tobacco User/Non-Tobacco User	52	484.08	527.65
98517PA0010022	Rating Area 3	Tobacco User/Non-Tobacco User	53	505.91	551.44
98517PA0010022	Rating Area 3	Tobacco User/Non-Tobacco User	54	529.46	577.12
98517PA0010022	Rating Area 3	Tobacco User/Non-Tobacco User	55	553.02	622.15
98517PA0010022	Rating Area 3	Tobacco User/Non-Tobacco User	56	578.57	650.89
98517PA0010022	Rating Area 3	Tobacco User/Non-Tobacco User	57	604.36	679.90
98517PA0010022	Rating Area 3	Tobacco User/Non-Tobacco User	58	631.89	710.87
98517PA0010022	Rating Area 3	Tobacco User/Non-Tobacco User	59	645.53	726.22
98517PA0010022	Rating Area 3	Tobacco User/Non-Tobacco User	60	673.05	757.18
98517PA0010022	Rating Area 3	Tobacco User/Non-Tobacco User	61	696.86	783.97
98517PA0010022	Rating Area 3	Tobacco User/Non-Tobacco User	62	712.48	801.54
98517PA0010022	Rating Area 3	Tobacco User/Non-Tobacco User	63	732.08	823.58
98517PA0010022	Rating Area 3	Tobacco User/Non-Tobacco User	64 and over	743.98	836.98
98517PA0010023	Rating Area 3	Tobacco User/Non-Tobacco User	0-14	191.96	191.96
98517PA0010023	Rating Area 3	Tobacco User/Non-Tobacco User	15	209.02	209.02
98517PA0010023	Rating Area 3	Tobacco User/Non-Tobacco User	16	215.54	215.54
98517PA0010023	Rating Area 3	Tobacco User/Non-Tobacco User	17	222.07	222.07
98517PA0010023	Rating Area 3	Tobacco User/Non-Tobacco User	18	229.09	229.09
98517PA0010023	Rating Area 3	Tobacco User/Non-Tobacco User	19	236.12	236.12
98517PA0010023	Rating Area 3	Tobacco User/Non-Tobacco User	20	243.39	243.39
98517PA0010023	Rating Area 3	Tobacco User/Non-Tobacco User	21	250.93	250.93
98517PA0010023	Rating Area 3	Tobacco User/Non-Tobacco User	22	250.93	250.93
98517PA0010023	Rating Area 3	Tobacco User/Non-Tobacco User	23	250.93	250.93
98517PA0010023	Rating Area 3	Tobacco User/Non-Tobacco User	24	250.93	250.93
98517PA0010023	Rating Area 3	Tobacco User/Non-Tobacco User	25	251.93	264.52
98517PA0010023	Rating Area 3	Tobacco User/Non-Tobacco User	26	256.94	269.79
98517PA0010023	Rating Area 3	Tobacco User/Non-Tobacco User	27	262.97	276.11
98517PA0010023	Rating Area 3	Tobacco User/Non-Tobacco User	28	272.75	286.39
98517PA0010023	Rating Area 3	Tobacco User/Non-Tobacco User	29	280.78	294.82
98517PA0010023	Rating Area 3	Tobacco User/Non-Tobacco User	30	284.80	299.04
98517PA0010023	Rating Area 3	Tobacco User/Non-Tobacco User	31	290.82	305.36
98517PA0010023	Rating Area 3	Tobacco User/Non-Tobacco User	32	296.84	311.68
98517PA0010023	Rating Area 3	Tobacco User/Non-Tobacco User	33	300.60	315.64
98517PA0010023	Rating Area 3	Tobacco User/Non-Tobacco User	34	304.62	319.85
98517PA0010023	Rating Area 3	Tobacco User/Non-Tobacco User	35	306.63	334.22
98517PA0010023	Rating Area 3	Tobacco User/Non-Tobacco User	36	308.63	336.41
98517PA0010023	Rating Area 3	Tobacco User/Non-Tobacco User	37	310.64	338.60
98517PA0010023	Rating Area 3	Tobacco User/Non-Tobacco User	38	312.65	340.79
98517PA0010023	Rating Area 3	Tobacco User/Non-Tobacco User	39	316.66	345.16
98517PA0010023	Rating Area 3	Tobacco User/Non-Tobacco User	40	320.68	349.54
98517PA0010023	Rating Area 3	Tobacco User/Non-Tobacco User	41	326.70	356.10
98517PA0010023	Rating Area 3	Tobacco User/Non-Tobacco User	42	332.47	362.39
98517PA0010023	Rating Area 3	Tobacco User/Non-Tobacco User	43	340.50	371.15
98517PA0010023	Rating Area 3	Tobacco User/Non-Tobacco User	44	350.54	382.09
98517PA0010023	Rating Area 3	Tobacco User/Non-Tobacco User	45	362.33	394.94
98517PA0010023	Rating Area 3	Tobacco User/Non-Tobacco User	46	376.38	410.26
98517PA0010023	Rating Area 3	Tobacco User/Non-Tobacco User	47	392.19	427.49

98517PA0010023	Rating Area 3	Tobacco User/Non-Tobacco User	48	410.26	447.18
98517PA0010023	Rating Area 3	Tobacco User/Non-Tobacco User	49	428.07	466.60
98517PA0010023	Rating Area 3	Tobacco User/Non-Tobacco User	50	448.15	488.48
98517PA0010023	Rating Area 3	Tobacco User/Non-Tobacco User	51	467.97	510.09
98517PA0010023	Rating Area 3	Tobacco User/Non-Tobacco User	52	489.80	533.88
98517PA0010023	Rating Area 3	Tobacco User/Non-Tobacco User	53	511.88	557.95
98517PA0010023	Rating Area 3	Tobacco User/Non-Tobacco User	54	535.72	583.93
98517PA0010023	Rating Area 3	Tobacco User/Non-Tobacco User	55	559.56	629.50
98517PA0010023	Rating Area 3	Tobacco User/Non-Tobacco User	56	585.40	658.58
98517PA0010023	Rating Area 3	Tobacco User/Non-Tobacco User	57	611.50	687.93
98517PA0010023	Rating Area 3	Tobacco User/Non-Tobacco User	58	639.35	719.27
98517PA0010023	Rating Area 3	Tobacco User/Non-Tobacco User	59	653.15	734.79
98517PA0010023	Rating Area 3	Tobacco User/Non-Tobacco User	60	681.00	766.13
98517PA0010023	Rating Area 3	Tobacco User/Non-Tobacco User	61	705.09	793.23
98517PA0010023	Rating Area 3	Tobacco User/Non-Tobacco User	62	720.90	811.01
98517PA0010023	Rating Area 3	Tobacco User/Non-Tobacco User	63	740.72	833.31
98517PA0010023	Rating Area 3	Tobacco User/Non-Tobacco User	64 and over	752.77	846.86
98517PA0010024	Rating Area 3	Tobacco User/Non-Tobacco User	0-14	178.20	178.20
98517PA0010024	Rating Area 3	Tobacco User/Non-Tobacco User	15	194.04	194.04
98517PA0010024	Rating Area 3	Tobacco User/Non-Tobacco User	16	200.10	200.10
98517PA0010024	Rating Area 3	Tobacco User/Non-Tobacco User	17	206.16	206.16
98517PA0010024	Rating Area 3	Tobacco User/Non-Tobacco User	18	212.68	212.68
98517PA0010024	Rating Area 3	Tobacco User/Non-Tobacco User	19	219.20	219.20
98517PA0010024	Rating Area 3	Tobacco User/Non-Tobacco User	20	225.96	225.96
98517PA0010024	Rating Area 3	Tobacco User/Non-Tobacco User	21	232.96	232.96
98517PA0010024	Rating Area 3	Tobacco User/Non-Tobacco User	22	232.96	232.96
98517PA0010024	Rating Area 3	Tobacco User/Non-Tobacco User	23	232.96	232.96
98517PA0010024	Rating Area 3	Tobacco User/Non-Tobacco User	24	232.96	232.96
98517PA0010024	Rating Area 3	Tobacco User/Non-Tobacco User	25	233.88	245.57
98517PA0010024	Rating Area 3	Tobacco User/Non-Tobacco User	26	238.54	250.46
98517PA0010024	Rating Area 3	Tobacco User/Non-Tobacco User	27	244.13	256.33
98517PA0010024	Rating Area 3	Tobacco User/Non-Tobacco User	28	253.21	265.87
98517PA0010024	Rating Area 3	Tobacco User/Non-Tobacco User	29	260.67	273.70
98517PA0010024	Rating Area 3	Tobacco User/Non-Tobacco User	30	264.39	277.61
98517PA0010024	Rating Area 3	Tobacco User/Non-Tobacco User	31	269.99	283.48
98517PA0010024	Rating Area 3	Tobacco User/Non-Tobacco User	32	275.58	289.35
98517PA0010024	Rating Area 3	Tobacco User/Non-Tobacco User	33	279.07	293.02
98517PA0010024	Rating Area 3	Tobacco User/Non-Tobacco User	34	282.80	296.94
98517PA0010024	Rating Area 3	Tobacco User/Non-Tobacco User	35	284.66	310.28
98517PA0010024	Rating Area 3	Tobacco User/Non-Tobacco User	36	286.52	312.31
98517PA0010024	Rating Area 3	Tobacco User/Non-Tobacco User	37	288.39	314.34
98517PA0010024	Rating Area 3	Tobacco User/Non-Tobacco User	38	290.25	316.37
98517PA0010024	Rating Area 3	Tobacco User/Non-Tobacco User	39	293.98	320.44
98517PA0010024	Rating Area 3	Tobacco User/Non-Tobacco User	40	297.71	324.50
98517PA0010024	Rating Area 3	Tobacco User/Non-Tobacco User	41	303.30	330.59
98517PA0010024	Rating Area 3	Tobacco User/Non-Tobacco User	42	308.65	336.43
98517PA0010024	Rating Area 3	Tobacco User/Non-Tobacco User	43	316.11	344.56
98517PA0010024	Rating Area 3	Tobacco User/Non-Tobacco User	44	325.43	354.71
98517PA0010024	Rating Area 3	Tobacco User/Non-Tobacco User	45	336.37	366.65
98517PA0010024	Rating Area 3	Tobacco User/Non-Tobacco User	46	349.42	380.87
98517PA0010024	Rating Area 3	Tobacco User/Non-Tobacco User	47	364.10	396.86
98517PA0010024	Rating Area 3	Tobacco User/Non-Tobacco User	48	380.87	415.15
98517PA0010024	Rating Area 3	Tobacco User/Non-Tobacco User	49	397.41	433.17
98517PA0010024	Rating Area 3	Tobacco User/Non-Tobacco User	50	416.04	453.49
98517PA0010024	Rating Area 3	Tobacco User/Non-Tobacco User	51	434.45	473.55
98517PA0010024	Rating Area 3	Tobacco User/Non-Tobacco User	52	454.71	495.64
98517PA0010024	Rating Area 3	Tobacco User/Non-Tobacco User	53	475.21	517.98
98517PA0010024	Rating Area 3	Tobacco User/Non-Tobacco User	54	497.34	542.10
98517PA0010024	Rating Area 3	Tobacco User/Non-Tobacco User	55	519.47	584.40
98517PA0010024	Rating Area 3	Tobacco User/Non-Tobacco User	56	543.46	611.40
98517PA0010024	Rating Area 3	Tobacco User/Non-Tobacco User	57	567.69	638.65
98517PA0010024	Rating Area 3	Tobacco User/Non-Tobacco User	58	593.55	667.74

98517PA0010024	Rating Area 3	Tobacco User/Non-Tobacco User	59	606.36	682.15
98517PA0010024	Rating Area 3	Tobacco User/Non-Tobacco User	60	632.22	711.24
98517PA0010024	Rating Area 3	Tobacco User/Non-Tobacco User	61	654.58	736.40
98517PA0010024	Rating Area 3	Tobacco User/Non-Tobacco User	62	669.26	752.91
98517PA0010024	Rating Area 3	Tobacco User/Non-Tobacco User	63	687.66	773.62
98517PA0010024	Rating Area 3	Tobacco User/Non-Tobacco User	64 and over	698.84	786.19
98517PA0010025	Rating Area 3	Tobacco User/Non-Tobacco User	0-14	233.41	233.41
98517PA0010025	Rating Area 3	Tobacco User/Non-Tobacco User	15	254.16	254.16
98517PA0010025	Rating Area 3	Tobacco User/Non-Tobacco User	16	262.09	262.09
98517PA0010025	Rating Area 3	Tobacco User/Non-Tobacco User	17	270.02	270.02
98517PA0010025	Rating Area 3	Tobacco User/Non-Tobacco User	18	278.56	278.56
98517PA0010025	Rating Area 3	Tobacco User/Non-Tobacco User	19	287.11	287.11
98517PA0010025	Rating Area 3	Tobacco User/Non-Tobacco User	20	295.96	295.96
98517PA0010025	Rating Area 3	Tobacco User/Non-Tobacco User	21	305.12	305.12
98517PA0010025	Rating Area 3	Tobacco User/Non-Tobacco User	22	305.12	305.12
98517PA0010025	Rating Area 3	Tobacco User/Non-Tobacco User	23	305.12	305.12
98517PA0010025	Rating Area 3	Tobacco User/Non-Tobacco User	24	305.12	305.12
98517PA0010025	Rating Area 3	Tobacco User/Non-Tobacco User	25	306.33	321.65
98517PA0010025	Rating Area 3	Tobacco User/Non-Tobacco User	26	312.43	328.05
98517PA0010025	Rating Area 3	Tobacco User/Non-Tobacco User	27	319.75	335.74
98517PA0010025	Rating Area 3	Tobacco User/Non-Tobacco User	28	331.65	348.24
98517PA0010025	Rating Area 3	Tobacco User/Non-Tobacco User	29	341.42	358.49
98517PA0010025	Rating Area 3	Tobacco User/Non-Tobacco User	30	346.30	363.61
98517PA0010025	Rating Area 3	Tobacco User/Non-Tobacco User	31	353.62	371.30
98517PA0010025	Rating Area 3	Tobacco User/Non-Tobacco User	32	360.94	378.99
98517PA0010025	Rating Area 3	Tobacco User/Non-Tobacco User	33	365.52	383.80
98517PA0010025	Rating Area 3	Tobacco User/Non-Tobacco User	34	370.40	388.92
98517PA0010025	Rating Area 3	Tobacco User/Non-Tobacco User	35	372.84	406.40
98517PA0010025	Rating Area 3	Tobacco User/Non-Tobacco User	36	375.28	409.06
98517PA0010025	Rating Area 3	Tobacco User/Non-Tobacco User	37	377.73	411.72
98517PA0010025	Rating Area 3	Tobacco User/Non-Tobacco User	38	380.17	414.38
98517PA0010025	Rating Area 3	Tobacco User/Non-Tobacco User	39	385.05	419.70
98517PA0010025	Rating Area 3	Tobacco User/Non-Tobacco User	40	389.93	425.02
98517PA0010025	Rating Area 3	Tobacco User/Non-Tobacco User	41	397.25	433.01
98517PA0010025	Rating Area 3	Tobacco User/Non-Tobacco User	42	404.27	440.65
98517PA0010025	Rating Area 3	Tobacco User/Non-Tobacco User	43	414.03	451.30
98517PA0010025	Rating Area 3	Tobacco User/Non-Tobacco User	44	426.24	464.60
98517PA0010025	Rating Area 3	Tobacco User/Non-Tobacco User	45	440.58	480.23
98517PA0010025	Rating Area 3	Tobacco User/Non-Tobacco User	46	457.66	498.85
98517PA0010025	Rating Area 3	Tobacco User/Non-Tobacco User	47	476.89	519.81
98517PA0010025	Rating Area 3	Tobacco User/Non-Tobacco User	48	498.85	543.75
98517PA0010025	Rating Area 3	Tobacco User/Non-Tobacco User	49	520.52	567.36
98517PA0010025	Rating Area 3	Tobacco User/Non-Tobacco User	50	544.93	593.97
98517PA0010025	Rating Area 3	Tobacco User/Non-Tobacco User	51	569.03	620.24
98517PA0010025	Rating Area 3	Tobacco User/Non-Tobacco User	52	595.57	649.18
98517PA0010025	Rating Area 3	Tobacco User/Non-Tobacco User	53	622.42	678.44
98517PA0010025	Rating Area 3	Tobacco User/Non-Tobacco User	54	651.41	710.04
98517PA0010025	Rating Area 3	Tobacco User/Non-Tobacco User	55	680.39	765.44
98517PA0010025	Rating Area 3	Tobacco User/Non-Tobacco User	56	711.82	800.80
98517PA0010025	Rating Area 3	Tobacco User/Non-Tobacco User	57	743.55	836.50
98517PA0010025	Rating Area 3	Tobacco User/Non-Tobacco User	58	777.42	874.60
98517PA0010025	Rating Area 3	Tobacco User/Non-Tobacco User	59	794.20	893.47
98517PA0010025	Rating Area 3	Tobacco User/Non-Tobacco User	60	828.07	931.58
98517PA0010025	Rating Area 3	Tobacco User/Non-Tobacco User	61	857.36	964.53
98517PA0010025	Rating Area 3	Tobacco User/Non-Tobacco User	62	876.58	986.15
98517PA0010025	Rating Area 3	Tobacco User/Non-Tobacco User	63	900.68	1013.27
98517PA0010025	Rating Area 3	Tobacco User/Non-Tobacco User	64 and over	915.33	1029.74
98517PA0010026	Rating Area 3	Tobacco User/Non-Tobacco User	0-14	250.67	250.67
98517PA0010026	Rating Area 3	Tobacco User/Non-Tobacco User	15	272.95	272.95
98517PA0010026	Rating Area 3	Tobacco User/Non-Tobacco User	16	281.47	281.47
98517PA0010026	Rating Area 3	Tobacco User/Non-Tobacco User	17	289.99	289.99
98517PA0010026	Rating Area 3	Tobacco User/Non-Tobacco User	18	299.17	299.17



98517PA0010026	Rating Area 3	Tobacco User/Non-Tobacco User	19	308.34	308.34
98517PA0010026	Rating Area 3	Tobacco User/Non-Tobacco User	20	317.84	317.84
98517PA0010026	Rating Area 3	Tobacco User/Non-Tobacco User	21	327.68	327.68
98517PA0010026	Rating Area 3	Tobacco User/Non-Tobacco User	22	327.68	327.68
98517PA0010026	Rating Area 3	Tobacco User/Non-Tobacco User	23	327.68	327.68
98517PA0010026	Rating Area 3	Tobacco User/Non-Tobacco User	24	327.68	327.68
98517PA0010026	Rating Area 3	Tobacco User/Non-Tobacco User	25	328.98	345.43
98517PA0010026	Rating Area 3	Tobacco User/Non-Tobacco User	26	335.54	352.31
98517PA0010026	Rating Area 3	Tobacco User/Non-Tobacco User	27	343.40	360.57
98517PA0010026	Rating Area 3	Tobacco User/Non-Tobacco User	28	356.18	373.99
98517PA0010026	Rating Area 3	Tobacco User/Non-Tobacco User	29	366.67	385.00
98517PA0010026	Rating Area 3	Tobacco User/Non-Tobacco User	30	371.91	390.50
98517PA0010026	Rating Area 3	Tobacco User/Non-Tobacco User	31	379.77	398.76
98517PA0010026	Rating Area 3	Tobacco User/Non-Tobacco User	32	387.64	407.02
98517PA0010026	Rating Area 3	Tobacco User/Non-Tobacco User	33	392.55	412.18
98517PA0010026	Rating Area 3	Tobacco User/Non-Tobacco User	34	397.79	417.68
98517PA0010026	Rating Area 3	Tobacco User/Non-Tobacco User	35	400.42	436.45
98517PA0010026	Rating Area 3	Tobacco User/Non-Tobacco User	36	403.04	439.31
98517PA0010026	Rating Area 3	Tobacco User/Non-Tobacco User	37	405.66	442.17
98517PA0010026	Rating Area 3	Tobacco User/Non-Tobacco User	38	408.28	445.03
98517PA0010026	Rating Area 3	Tobacco User/Non-Tobacco User	39	413.52	450.74
98517PA0010026	Rating Area 3	Tobacco User/Non-Tobacco User	40	418.77	456.45
98517PA0010026	Rating Area 3	Tobacco User/Non-Tobacco User	41	426.63	465.03
98517PA0010026	Rating Area 3	Tobacco User/Non-Tobacco User	42	434.17	473.24
98517PA0010026	Rating Area 3	Tobacco User/Non-Tobacco User	43	444.65	484.67
98517PA0010026	Rating Area 3	Tobacco User/Non-Tobacco User	44	457.76	498.96
98517PA0010026	Rating Area 3	Tobacco User/Non-Tobacco User	45	473.16	515.74
98517PA0010026	Rating Area 3	Tobacco User/Non-Tobacco User	46	491.51	535.74
98517PA0010026	Rating Area 3	Tobacco User/Non-Tobacco User	47	512.15	558.25
98517PA0010026	Rating Area 3	Tobacco User/Non-Tobacco User	48	535.74	583.96
98517PA0010026	Rating Area 3	Tobacco User/Non-Tobacco User	49	559.01	609.32
98517PA0010026	Rating Area 3	Tobacco User/Non-Tobacco User	50	585.22	637.89
98517PA0010026	Rating Area 3	Tobacco User/Non-Tobacco User	51	611.11	666.11
98517PA0010026	Rating Area 3	Tobacco User/Non-Tobacco User	52	639.62	697.18
98517PA0010026	Rating Area 3	Tobacco User/Non-Tobacco User	53	668.45	728.61
98517PA0010026	Rating Area 3	Tobacco User/Non-Tobacco User	54	699.58	762.54
98517PA0010026	Rating Area 3	Tobacco User/Non-Tobacco User	55	730.71	822.05
98517PA0010026	Rating Area 3	Tobacco User/Non-Tobacco User	56	764.46	860.02
98517PA0010026	Rating Area 3	Tobacco User/Non-Tobacco User	57	798.54	898.36
98517PA0010026	Rating Area 3	Tobacco User/Non-Tobacco User	58	834.91	939.27
98517PA0010026	Rating Area 3	Tobacco User/Non-Tobacco User	59	852.93	959.55
98517PA0010026	Rating Area 3	Tobacco User/Non-Tobacco User	60	889.30	1000.47
98517PA0010026	Rating Area 3	Tobacco User/Non-Tobacco User	61	920.76	1035.86
98517PA0010026	Rating Area 3	Tobacco User/Non-Tobacco User	62	941.40	1059.08
98517PA0010026	Rating Area 3	Tobacco User/Non-Tobacco User	63	967.29	1088.20
98517PA0010026	Rating Area 3	Tobacco User/Non-Tobacco User	64 and over	983.02	1105.90
98517PA0010027	Rating Area 3	Tobacco User/Non-Tobacco User	0-14	240.60	240.60
98517PA0010027	Rating Area 3	Tobacco User/Non-Tobacco User	15	261.98	261.98
98517PA0010027	Rating Area 3	Tobacco User/Non-Tobacco User	16	270.16	270.16
98517PA0010027	Rating Area 3	Tobacco User/Non-Tobacco User	17	278.34	278.34
98517PA0010027	Rating Area 3	Tobacco User/Non-Tobacco User	18	287.14	287.14
98517PA0010027	Rating Area 3	Tobacco User/Non-Tobacco User	19	295.95	295.95
98517PA0010027	Rating Area 3	Tobacco User/Non-Tobacco User	20	305.07	305.07
98517PA0010027	Rating Area 3	Tobacco User/Non-Tobacco User	21	314.52	314.52
98517PA0010027	Rating Area 3	Tobacco User/Non-Tobacco User	22	314.52	314.52
98517PA0010027	Rating Area 3	Tobacco User/Non-Tobacco User	23	314.52	314.52
98517PA0010027	Rating Area 3	Tobacco User/Non-Tobacco User	24	314.52	314.52
98517PA0010027	Rating Area 3	Tobacco User/Non-Tobacco User	25	315.76	331.55
98517PA0010027	Rating Area 3	Tobacco User/Non-Tobacco User	26	322.05	338.16
98517PA0010027	Rating Area 3	Tobacco User/Non-Tobacco User	27	329.60	346.08
98517PA0010027	Rating Area 3	Tobacco User/Non-Tobacco User	28	341.87	358.96
98517PA0010027	Rating Area 3	Tobacco User/Non-Tobacco User	29	351.93	369.53

98517PA0010027	Rating Area 3	Tobacco User/Non-Tobacco User	30	356.96	374.81
98517PA0010027	Rating Area 3	Tobacco User/Non-Tobacco User	31	364.51	382.74
98517PA0010027	Rating Area 3	Tobacco User/Non-Tobacco User	32	372.06	390.66
98517PA0010027	Rating Area 3	Tobacco User/Non-Tobacco User	33	376.78	395.62
98517PA0010027	Rating Area 3	Tobacco User/Non-Tobacco User	34	381.81	400.90
98517PA0010027	Rating Area 3	Tobacco User/Non-Tobacco User	35	384.33	418.92
98517PA0010027	Rating Area 3	Tobacco User/Non-Tobacco User	36	386.84	421.66
98517PA0010027	Rating Area 3	Tobacco User/Non-Tobacco User	37	389.36	424.40
98517PA0010027	Rating Area 3	Tobacco User/Non-Tobacco User	38	391.87	427.14
98517PA0010027	Rating Area 3	Tobacco User/Non-Tobacco User	39	396.91	432.63
98517PA0010027	Rating Area 3	Tobacco User/Non-Tobacco User	40	401.94	438.11
98517PA0010027	Rating Area 3	Tobacco User/Non-Tobacco User	41	409.49	446.34
98517PA0010027	Rating Area 3	Tobacco User/Non-Tobacco User	42	416.72	454.23
98517PA0010027	Rating Area 3	Tobacco User/Non-Tobacco User	43	426.79	465.20
98517PA0010027	Rating Area 3	Tobacco User/Non-Tobacco User	44	439.37	478.91
98517PA0010027	Rating Area 3	Tobacco User/Non-Tobacco User	45	454.15	495.02
98517PA0010027	Rating Area 3	Tobacco User/Non-Tobacco User	46	471.76	514.22
98517PA0010027	Rating Area 3	Tobacco User/Non-Tobacco User	47	491.57	535.81
98517PA0010027	Rating Area 3	Tobacco User/Non-Tobacco User	48	514.22	560.50
98517PA0010027	Rating Area 3	Tobacco User/Non-Tobacco User	49	536.55	584.84
98517PA0010027	Rating Area 3	Tobacco User/Non-Tobacco User	50	561.71	612.26
98517PA0010027	Rating Area 3	Tobacco User/Non-Tobacco User	51	586.55	639.34
98517PA0010027	Rating Area 3	Tobacco User/Non-Tobacco User	52	613.92	669.17
98517PA0010027	Rating Area 3	Tobacco User/Non-Tobacco User	53	641.59	699.34
98517PA0010027	Rating Area 3	Tobacco User/Non-Tobacco User	54	671.47	731.90
98517PA0010027	Rating Area 3	Tobacco User/Non-Tobacco User	55	701.35	789.02
98517PA0010027	Rating Area 3	Tobacco User/Non-Tobacco User	56	733.74	825.46
98517PA0010027	Rating Area 3	Tobacco User/Non-Tobacco User	57	766.45	862.26
98517PA0010027	Rating Area 3	Tobacco User/Non-Tobacco User	58	801.36	901.53
98517PA0010027	Rating Area 3	Tobacco User/Non-Tobacco User	59	818.66	920.99
98517PA0010027	Rating Area 3	Tobacco User/Non-Tobacco User	60	853.57	960.27
98517PA0010027	Rating Area 3	Tobacco User/Non-Tobacco User	61	883.76	994.23
98517PA0010027	Rating Area 3	Tobacco User/Non-Tobacco User	62	903.58	1016.52
98517PA0010027	Rating Area 3	Tobacco User/Non-Tobacco User	63	928.42	1044.48
98517PA0010027	Rating Area 3	Tobacco User/Non-Tobacco User	64 and over	943.52	1061.46
98517PA0010028	Rating Area 3	Tobacco User/Non-Tobacco User	0-14	252.42	252.42
98517PA0010028	Rating Area 3	Tobacco User/Non-Tobacco User	15	274.86	274.86
98517PA0010028	Rating Area 3	Tobacco User/Non-Tobacco User	16	283.44	283.44
98517PA0010028	Rating Area 3	Tobacco User/Non-Tobacco User	17	292.02	292.02
98517PA0010028	Rating Area 3	Tobacco User/Non-Tobacco User	18	301.26	301.26
98517PA0010028	Rating Area 3	Tobacco User/Non-Tobacco User	19	310.50	310.50
98517PA0010028	Rating Area 3	Tobacco User/Non-Tobacco User	20	320.06	320.06
98517PA0010028	Rating Area 3	Tobacco User/Non-Tobacco User	21	329.97	329.97
98517PA0010028	Rating Area 3	Tobacco User/Non-Tobacco User	22	329.97	329.97
98517PA0010028	Rating Area 3	Tobacco User/Non-Tobacco User	23	329.97	329.97
98517PA0010028	Rating Area 3	Tobacco User/Non-Tobacco User	24	329.97	329.97
98517PA0010028	Rating Area 3	Tobacco User/Non-Tobacco User	25	331.28	347.85
98517PA0010028	Rating Area 3	Tobacco User/Non-Tobacco User	26	337.88	354.78
98517PA0010028	Rating Area 3	Tobacco User/Non-Tobacco User	27	345.80	363.09
98517PA0010028	Rating Area 3	Tobacco User/Non-Tobacco User	28	358.67	376.60
98517PA0010028	Rating Area 3	Tobacco User/Non-Tobacco User	29	369.23	387.69
98517PA0010028	Rating Area 3	Tobacco User/Non-Tobacco User	30	374.51	393.23
98517PA0010028	Rating Area 3	Tobacco User/Non-Tobacco User	31	382.43	401.55
98517PA0010028	Rating Area 3	Tobacco User/Non-Tobacco User	32	390.35	409.86
98517PA0010028	Rating Area 3	Tobacco User/Non-Tobacco User	33	395.30	415.06
98517PA0010028	Rating Area 3	Tobacco User/Non-Tobacco User	34	400.58	420.60
98517PA0010028	Rating Area 3	Tobacco User/Non-Tobacco User	35	403.22	439.51
98517PA0010028	Rating Area 3	Tobacco User/Non-Tobacco User	36	405.86	442.38
98517PA0010028	Rating Area 3	Tobacco User/Non-Tobacco User	37	408.50	445.26
98517PA0010028	Rating Area 3	Tobacco User/Non-Tobacco User	38	411.13	448.14
98517PA0010028	Rating Area 3	Tobacco User/Non-Tobacco User	39	416.41	453.89
98517PA0010028	Rating Area 3	Tobacco User/Non-Tobacco User	40	421.69	459.65

98517PA0010028	Rating Area 3	Tobacco User/Non-Tobacco User	41	429.61	468.28
98517PA0010028	Rating Area 3	Tobacco User/Non-Tobacco User	42	437.20	476.55
98517PA0010028	Rating Area 3	Tobacco User/Non-Tobacco User	43	447.76	488.06
98517PA0010028	Rating Area 3	Tobacco User/Non-Tobacco User	44	460.96	502.45
98517PA0010028	Rating Area 3	Tobacco User/Non-Tobacco User	45	476.47	519.35
98517PA0010028	Rating Area 3	Tobacco User/Non-Tobacco User	46	494.95	539.49
98517PA0010028	Rating Area 3	Tobacco User/Non-Tobacco User	47	515.73	562.15
98517PA0010028	Rating Area 3	Tobacco User/Non-Tobacco User	48	539.49	588.04
98517PA0010028	Rating Area 3	Tobacco User/Non-Tobacco User	49	562.92	613.58
98517PA0010028	Rating Area 3	Tobacco User/Non-Tobacco User	50	589.32	642.35
98517PA0010028	Rating Area 3	Tobacco User/Non-Tobacco User	51	615.38	670.77
98517PA0010028	Rating Area 3	Tobacco User/Non-Tobacco User	52	644.09	702.06
98517PA0010028	Rating Area 3	Tobacco User/Non-Tobacco User	53	673.13	733.71
98517PA0010028	Rating Area 3	Tobacco User/Non-Tobacco User	54	704.47	767.88
98517PA0010028	Rating Area 3	Tobacco User/Non-Tobacco User	55	735.82	827.80
98517PA0010028	Rating Area 3	Tobacco User/Non-Tobacco User	56	769.81	866.03
98517PA0010028	Rating Area 3	Tobacco User/Non-Tobacco User	57	804.12	904.64
98517PA0010028	Rating Area 3	Tobacco User/Non-Tobacco User	58	840.75	945.84
98517PA0010028	Rating Area 3	Tobacco User/Non-Tobacco User	59	858.90	966.26
98517PA0010028	Rating Area 3	Tobacco User/Non-Tobacco User	60	895.52	1007.46
98517PA0010028	Rating Area 3	Tobacco User/Non-Tobacco User	61	927.20	1043.10
98517PA0010028	Rating Area 3	Tobacco User/Non-Tobacco User	62	947.99	1066.48
98517PA0010028	Rating Area 3	Tobacco User/Non-Tobacco User	63	974.05	1095.81
98517PA0010028	Rating Area 3	Tobacco User/Non-Tobacco User	64 and over	989.89	1113.63
98517PA0010029	Rating Area 3	Tobacco User/Non-Tobacco User	0-14	238.17	238.17
98517PA0010029	Rating Area 3	Tobacco User/Non-Tobacco User	15	259.34	259.34
98517PA0010029	Rating Area 3	Tobacco User/Non-Tobacco User	16	267.44	267.44
98517PA0010029	Rating Area 3	Tobacco User/Non-Tobacco User	17	275.53	275.53
98517PA0010029	Rating Area 3	Tobacco User/Non-Tobacco User	18	284.25	284.25
98517PA0010029	Rating Area 3	Tobacco User/Non-Tobacco User	19	292.97	292.97
98517PA0010029	Rating Area 3	Tobacco User/Non-Tobacco User	20	302.00	302.00
98517PA0010029	Rating Area 3	Tobacco User/Non-Tobacco User	21	311.35	311.35
98517PA0010029	Rating Area 3	Tobacco User/Non-Tobacco User	22	311.35	311.35
98517PA0010029	Rating Area 3	Tobacco User/Non-Tobacco User	23	311.35	311.35
98517PA0010029	Rating Area 3	Tobacco User/Non-Tobacco User	24	311.35	311.35
98517PA0010029	Rating Area 3	Tobacco User/Non-Tobacco User	25	312.58	328.21
98517PA0010029	Rating Area 3	Tobacco User/Non-Tobacco User	26	318.81	334.75
98517PA0010029	Rating Area 3	Tobacco User/Non-Tobacco User	27	326.28	342.60
98517PA0010029	Rating Area 3	Tobacco User/Non-Tobacco User	28	338.42	355.35
98517PA0010029	Rating Area 3	Tobacco User/Non-Tobacco User	29	348.39	365.81
98517PA0010029	Rating Area 3	Tobacco User/Non-Tobacco User	30	353.37	371.04
98517PA0010029	Rating Area 3	Tobacco User/Non-Tobacco User	31	360.84	378.88
98517PA0010029	Rating Area 3	Tobacco User/Non-Tobacco User	32	368.31	386.73
98517PA0010029	Rating Area 3	Tobacco User/Non-Tobacco User	33	372.98	391.63
98517PA0010029	Rating Area 3	Tobacco User/Non-Tobacco User	34	377.96	396.86
98517PA0010029	Rating Area 3	Tobacco User/Non-Tobacco User	35	380.46	414.70
98517PA0010029	Rating Area 3	Tobacco User/Non-Tobacco User	36	382.95	417.41
98517PA0010029	Rating Area 3	Tobacco User/Non-Tobacco User	37	385.44	420.13
98517PA0010029	Rating Area 3	Tobacco User/Non-Tobacco User	38	387.93	422.84
98517PA0010029	Rating Area 3	Tobacco User/Non-Tobacco User	39	392.91	428.27
98517PA0010029	Rating Area 3	Tobacco User/Non-Tobacco User	40	397.89	433.70
98517PA0010029	Rating Area 3	Tobacco User/Non-Tobacco User	41	405.36	441.85
98517PA0010029	Rating Area 3	Tobacco User/Non-Tobacco User	42	412.52	449.65
98517PA0010029	Rating Area 3	Tobacco User/Non-Tobacco User	43	422.49	460.51
98517PA0010029	Rating Area 3	Tobacco User/Non-Tobacco User	44	434.94	474.08
98517PA0010029	Rating Area 3	Tobacco User/Non-Tobacco User	45	449.57	490.03
98517PA0010029	Rating Area 3	Tobacco User/Non-Tobacco User	46	467.01	509.04
98517PA0010029	Rating Area 3	Tobacco User/Non-Tobacco User	47	486.62	530.42
98517PA0010029	Rating Area 3	Tobacco User/Non-Tobacco User	48	509.04	554.85
98517PA0010029	Rating Area 3	Tobacco User/Non-Tobacco User	49	531.14	578.95
98517PA0010029	Rating Area 3	Tobacco User/Non-Tobacco User	50	556.05	606.09
98517PA0010029	Rating Area 3	Tobacco User/Non-Tobacco User	51	580.65	632.90

98517PA0010029	Rating Area 3	Tobacco User/Non-Tobacco User	52	607.73	662.43
98517PA0010029	Rating Area 3	Tobacco User/Non-Tobacco User	53	635.13	692.29
98517PA0010029	Rating Area 3	Tobacco User/Non-Tobacco User	54	664.71	724.53
98517PA0010029	Rating Area 3	Tobacco User/Non-Tobacco User	55	694.28	781.07
98517PA0010029	Rating Area 3	Tobacco User/Non-Tobacco User	56	726.35	817.15
98517PA0010029	Rating Area 3	Tobacco User/Non-Tobacco User	57	758.73	853.57
98517PA0010029	Rating Area 3	Tobacco User/Non-Tobacco User	58	793.29	892.45
98517PA0010029	Rating Area 3	Tobacco User/Non-Tobacco User	59	810.41	911.72
98517PA0010029	Rating Area 3	Tobacco User/Non-Tobacco User	60	844.97	950.59
98517PA0010029	Rating Area 3	Tobacco User/Non-Tobacco User	61	874.86	984.22
98517PA0010029	Rating Area 3	Tobacco User/Non-Tobacco User	62	894.48	1006.28
98517PA0010029	Rating Area 3	Tobacco User/Non-Tobacco User	63	919.07	1033.95
98517PA0010029	Rating Area 3	Tobacco User/Non-Tobacco User	64 and over	934.02	1050.77
98517PA0010030	Rating Area 3	Tobacco User/Non-Tobacco User	0-14	245.15	245.15
98517PA0010030	Rating Area 3	Tobacco User/Non-Tobacco User	15	266.94	266.94
98517PA0010030	Rating Area 3	Tobacco User/Non-Tobacco User	16	275.28	275.28
98517PA0010030	Rating Area 3	Tobacco User/Non-Tobacco User	17	283.61	283.61
98517PA0010030	Rating Area 3	Tobacco User/Non-Tobacco User	18	292.58	292.58
98517PA0010030	Rating Area 3	Tobacco User/Non-Tobacco User	19	301.55	301.55
98517PA0010030	Rating Area 3	Tobacco User/Non-Tobacco User	20	310.85	310.85
98517PA0010030	Rating Area 3	Tobacco User/Non-Tobacco User	21	320.47	320.47
98517PA0010030	Rating Area 3	Tobacco User/Non-Tobacco User	22	320.47	320.47
98517PA0010030	Rating Area 3	Tobacco User/Non-Tobacco User	23	320.47	320.47
98517PA0010030	Rating Area 3	Tobacco User/Non-Tobacco User	24	320.47	320.47
98517PA0010030	Rating Area 3	Tobacco User/Non-Tobacco User	25	321.74	337.83
98517PA0010030	Rating Area 3	Tobacco User/Non-Tobacco User	26	328.15	344.56
98517PA0010030	Rating Area 3	Tobacco User/Non-Tobacco User	27	335.84	352.63
98517PA0010030	Rating Area 3	Tobacco User/Non-Tobacco User	28	348.34	365.76
98517PA0010030	Rating Area 3	Tobacco User/Non-Tobacco User	29	358.60	376.53
98517PA0010030	Rating Area 3	Tobacco User/Non-Tobacco User	30	363.72	381.91
98517PA0010030	Rating Area 3	Tobacco User/Non-Tobacco User	31	371.41	389.98
98517PA0010030	Rating Area 3	Tobacco User/Non-Tobacco User	32	379.10	398.06
98517PA0010030	Rating Area 3	Tobacco User/Non-Tobacco User	33	383.91	403.11
98517PA0010030	Rating Area 3	Tobacco User/Non-Tobacco User	34	389.04	408.49
98517PA0010030	Rating Area 3	Tobacco User/Non-Tobacco User	35	391.60	426.85
98517PA0010030	Rating Area 3	Tobacco User/Non-Tobacco User	36	394.17	429.64
98517PA0010030	Rating Area 3	Tobacco User/Non-Tobacco User	37	396.73	432.44
98517PA0010030	Rating Area 3	Tobacco User/Non-Tobacco User	38	399.29	435.23
98517PA0010030	Rating Area 3	Tobacco User/Non-Tobacco User	39	404.42	440.82
98517PA0010030	Rating Area 3	Tobacco User/Non-Tobacco User	40	409.55	446.41
98517PA0010030	Rating Area 3	Tobacco User/Non-Tobacco User	41	417.24	454.79
98517PA0010030	Rating Area 3	Tobacco User/Non-Tobacco User	42	424.61	462.83
98517PA0010030	Rating Area 3	Tobacco User/Non-Tobacco User	43	434.86	474.00
98517PA0010030	Rating Area 3	Tobacco User/Non-Tobacco User	44	447.68	487.97
98517PA0010030	Rating Area 3	Tobacco User/Non-Tobacco User	45	462.74	504.39
98517PA0010030	Rating Area 3	Tobacco User/Non-Tobacco User	46	480.69	523.95
98517PA0010030	Rating Area 3	Tobacco User/Non-Tobacco User	47	500.88	545.96
98517PA0010030	Rating Area 3	Tobacco User/Non-Tobacco User	48	523.95	571.11
98517PA0010030	Rating Area 3	Tobacco User/Non-Tobacco User	49	546.71	595.91
98517PA0010030	Rating Area 3	Tobacco User/Non-Tobacco User	50	572.34	623.85
98517PA0010030	Rating Area 3	Tobacco User/Non-Tobacco User	51	597.66	651.45
98517PA0010030	Rating Area 3	Tobacco User/Non-Tobacco User	52	625.54	681.84
98517PA0010030	Rating Area 3	Tobacco User/Non-Tobacco User	53	653.74	712.58
98517PA0010030	Rating Area 3	Tobacco User/Non-Tobacco User	54	684.18	745.76
98517PA0010030	Rating Area 3	Tobacco User/Non-Tobacco User	55	714.63	803.96
98517PA0010030	Rating Area 3	Tobacco User/Non-Tobacco User	56	747.63	841.09
98517PA0010030	Rating Area 3	Tobacco User/Non-Tobacco User	57	780.96	878.58
98517PA0010030	Rating Area 3	Tobacco User/Non-Tobacco User	58	816.53	918.60
98517PA0010030	Rating Area 3	Tobacco User/Non-Tobacco User	59	834.16	938.43
98517PA0010030	Rating Area 3	Tobacco User/Non-Tobacco User	60	869.73	978.45
98517PA0010030	Rating Area 3	Tobacco User/Non-Tobacco User	61	900.49	1013.06
98517PA0010030	Rating Area 3	Tobacco User/Non-Tobacco User	62	920.68	1035.77

98517PA0010030	Rating Area 3	Tobacco User/Non-Tobacco User	63	946.00	1064.25
98517PA0010030	Rating Area 3	Tobacco User/Non-Tobacco User	64 and over	961.38	1081.55
98517PA0010040	Rating Area 3	Tobacco User/Non-Tobacco User	0-14	190.99	190.99
98517PA0010040	Rating Area 3	Tobacco User/Non-Tobacco User	15	207.96	207.96
98517PA0010040	Rating Area 3	Tobacco User/Non-Tobacco User	16	214.46	214.46
98517PA0010040	Rating Area 3	Tobacco User/Non-Tobacco User	17	220.95	220.95
98517PA0010040	Rating Area 3	Tobacco User/Non-Tobacco User	18	227.94	227.94
98517PA0010040	Rating Area 3	Tobacco User/Non-Tobacco User	19	234.93	234.93
98517PA0010040	Rating Area 3	Tobacco User/Non-Tobacco User	20	242.17	242.17
98517PA0010040	Rating Area 3	Tobacco User/Non-Tobacco User	21	249.67	249.67
98517PA0010040	Rating Area 3	Tobacco User/Non-Tobacco User	22	249.67	249.67
98517PA0010040	Rating Area 3	Tobacco User/Non-Tobacco User	23	249.67	249.67
98517PA0010040	Rating Area 3	Tobacco User/Non-Tobacco User	24	249.67	249.67
98517PA0010040	Rating Area 3	Tobacco User/Non-Tobacco User	25	250.66	263.19
98517PA0010040	Rating Area 3	Tobacco User/Non-Tobacco User	26	255.65	268.43
98517PA0010040	Rating Area 3	Tobacco User/Non-Tobacco User	27	261.64	274.72
98517PA0010040	Rating Area 3	Tobacco User/Non-Tobacco User	28	271.38	284.95
98517PA0010040	Rating Area 3	Tobacco User/Non-Tobacco User	29	279.37	293.33
98517PA0010040	Rating Area 3	Tobacco User/Non-Tobacco User	30	283.36	297.53
98517PA0010040	Rating Area 3	Tobacco User/Non-Tobacco User	31	289.35	303.82
98517PA0010040	Rating Area 3	Tobacco User/Non-Tobacco User	32	295.34	310.11
98517PA0010040	Rating Area 3	Tobacco User/Non-Tobacco User	33	299.09	314.04
98517PA0010040	Rating Area 3	Tobacco User/Non-Tobacco User	34	303.08	318.24
98517PA0010040	Rating Area 3	Tobacco User/Non-Tobacco User	35	305.08	332.54
98517PA0010040	Rating Area 3	Tobacco User/Non-Tobacco User	36	307.08	334.72
98517PA0010040	Rating Area 3	Tobacco User/Non-Tobacco User	37	309.08	336.89
98517PA0010040	Rating Area 3	Tobacco User/Non-Tobacco User	38	311.07	339.07
98517PA0010040	Rating Area 3	Tobacco User/Non-Tobacco User	39	315.07	343.42
98517PA0010040	Rating Area 3	Tobacco User/Non-Tobacco User	40	319.06	347.78
98517PA0010040	Rating Area 3	Tobacco User/Non-Tobacco User	41	325.05	354.31
98517PA0010040	Rating Area 3	Tobacco User/Non-Tobacco User	42	330.80	360.57
98517PA0010040	Rating Area 3	Tobacco User/Non-Tobacco User	43	338.78	369.28
98517PA0010040	Rating Area 3	Tobacco User/Non-Tobacco User	44	348.77	380.16
98517PA0010040	Rating Area 3	Tobacco User/Non-Tobacco User	45	360.51	392.95
98517PA0010040	Rating Area 3	Tobacco User/Non-Tobacco User	46	374.49	408.19
98517PA0010040	Rating Area 3	Tobacco User/Non-Tobacco User	47	390.21	425.33
98517PA0010040	Rating Area 3	Tobacco User/Non-Tobacco User	48	408.19	444.93
98517PA0010040	Rating Area 3	Tobacco User/Non-Tobacco User	49	425.92	464.25
98517PA0010040	Rating Area 3	Tobacco User/Non-Tobacco User	50	445.89	486.02
98517PA0010040	Rating Area 3	Tobacco User/Non-Tobacco User	51	465.61	507.52
98517PA0010040	Rating Area 3	Tobacco User/Non-Tobacco User	52	487.33	531.19
98517PA0010040	Rating Area 3	Tobacco User/Non-Tobacco User	53	509.30	555.14
98517PA0010040	Rating Area 3	Tobacco User/Non-Tobacco User	54	533.02	580.99
98517PA0010040	Rating Area 3	Tobacco User/Non-Tobacco User	55	556.74	626.33
98517PA0010040	Rating Area 3	Tobacco User/Non-Tobacco User	56	582.45	655.26
98517PA0010040	Rating Area 3	Tobacco User/Non-Tobacco User	57	608.41	684.47
98517PA0010040	Rating Area 3	Tobacco User/Non-Tobacco User	58	636.13	715.64
98517PA0010040	Rating Area 3	Tobacco User/Non-Tobacco User	59	649.86	731.09
98517PA0010040	Rating Area 3	Tobacco User/Non-Tobacco User	60	677.57	762.27
98517PA0010040	Rating Area 3	Tobacco User/Non-Tobacco User	61	701.54	789.23
98517PA0010040	Rating Area 3	Tobacco User/Non-Tobacco User	62	717.27	806.92
98517PA0010040	Rating Area 3	Tobacco User/Non-Tobacco User	63	736.99	829.11
98517PA0010040	Rating Area 3	Tobacco User/Non-Tobacco User	64 and over	748.97	842.59
98517PA0010041	Rating Area 3	Tobacco User/Non-Tobacco User	0-14	196.79	196.79
98517PA0010041	Rating Area 3	Tobacco User/Non-Tobacco User	15	214.28	214.28
98517PA0010041	Rating Area 3	Tobacco User/Non-Tobacco User	16	220.97	220.97
98517PA0010041	Rating Area 3	Tobacco User/Non-Tobacco User	17	227.66	227.66
98517PA0010041	Rating Area 3	Tobacco User/Non-Tobacco User	18	234.86	234.86
98517PA0010041	Rating Area 3	Tobacco User/Non-Tobacco User	19	242.07	242.07
98517PA0010041	Rating Area 3	Tobacco User/Non-Tobacco User	20	249.53	249.53
98517PA0010041	Rating Area 3	Tobacco User/Non-Tobacco User	21	257.25	257.25
98517PA0010041	Rating Area 3	Tobacco User/Non-Tobacco User	22	257.25	257.25

98517PA0010041	Rating Area 3	Tobacco User/Non-Tobacco User	23	257.25	257.25
98517PA0010041	Rating Area 3	Tobacco User/Non-Tobacco User	24	257.25	257.25
98517PA0010041	Rating Area 3	Tobacco User/Non-Tobacco User	25	258.27	271.19
98517PA0010041	Rating Area 3	Tobacco User/Non-Tobacco User	26	263.42	276.59
98517PA0010041	Rating Area 3	Tobacco User/Non-Tobacco User	27	269.59	283.07
98517PA0010041	Rating Area 3	Tobacco User/Non-Tobacco User	28	279.62	293.60
98517PA0010041	Rating Area 3	Tobacco User/Non-Tobacco User	29	287.85	302.25
98517PA0010041	Rating Area 3	Tobacco User/Non-Tobacco User	30	291.97	306.57
98517PA0010041	Rating Area 3	Tobacco User/Non-Tobacco User	31	298.14	313.05
98517PA0010041	Rating Area 3	Tobacco User/Non-Tobacco User	32	304.32	319.53
98517PA0010041	Rating Area 3	Tobacco User/Non-Tobacco User	33	308.18	323.59
98517PA0010041	Rating Area 3	Tobacco User/Non-Tobacco User	34	312.29	327.91
98517PA0010041	Rating Area 3	Tobacco User/Non-Tobacco User	35	314.35	342.64
98517PA0010041	Rating Area 3	Tobacco User/Non-Tobacco User	36	316.41	344.89
98517PA0010041	Rating Area 3	Tobacco User/Non-Tobacco User	37	318.47	347.13
98517PA0010041	Rating Area 3	Tobacco User/Non-Tobacco User	38	320.52	349.37
98517PA0010041	Rating Area 3	Tobacco User/Non-Tobacco User	39	324.64	353.86
98517PA0010041	Rating Area 3	Tobacco User/Non-Tobacco User	40	328.76	358.34
98517PA0010041	Rating Area 3	Tobacco User/Non-Tobacco User	41	334.93	365.07
98517PA0010041	Rating Area 3	Tobacco User/Non-Tobacco User	42	340.85	371.52
98517PA0010041	Rating Area 3	Tobacco User/Non-Tobacco User	43	349.08	380.50
98517PA0010041	Rating Area 3	Tobacco User/Non-Tobacco User	44	359.37	391.71
98517PA0010041	Rating Area 3	Tobacco User/Non-Tobacco User	45	371.46	404.89
98517PA0010041	Rating Area 3	Tobacco User/Non-Tobacco User	46	385.86	420.59
98517PA0010041	Rating Area 3	Tobacco User/Non-Tobacco User	47	402.07	438.26
98517PA0010041	Rating Area 3	Tobacco User/Non-Tobacco User	48	420.59	458.44
98517PA0010041	Rating Area 3	Tobacco User/Non-Tobacco User	49	438.86	478.35
98517PA0010041	Rating Area 3	Tobacco User/Non-Tobacco User	50	459.44	500.78
98517PA0010041	Rating Area 3	Tobacco User/Non-Tobacco User	51	479.76	522.94
98517PA0010041	Rating Area 3	Tobacco User/Non-Tobacco User	52	502.14	547.33
98517PA0010041	Rating Area 3	Tobacco User/Non-Tobacco User	53	524.77	572.00
98517PA0010041	Rating Area 3	Tobacco User/Non-Tobacco User	54	549.21	598.64
98517PA0010041	Rating Area 3	Tobacco User/Non-Tobacco User	55	573.65	645.36
98517PA0010041	Rating Area 3	Tobacco User/Non-Tobacco User	56	600.15	675.17
98517PA0010041	Rating Area 3	Tobacco User/Non-Tobacco User	57	626.90	705.26
98517PA0010041	Rating Area 3	Tobacco User/Non-Tobacco User	58	655.45	737.39
98517PA0010041	Rating Area 3	Tobacco User/Non-Tobacco User	59	669.60	753.30
98517PA0010041	Rating Area 3	Tobacco User/Non-Tobacco User	60	698.16	785.43
98517PA0010041	Rating Area 3	Tobacco User/Non-Tobacco User	61	722.85	813.21
98517PA0010041	Rating Area 3	Tobacco User/Non-Tobacco User	62	739.06	831.44
98517PA0010041	Rating Area 3	Tobacco User/Non-Tobacco User	63	759.38	854.30
98517PA0010041	Rating Area 3	Tobacco User/Non-Tobacco User	64 and over	771.73	868.19
98517PA0010042	Rating Area 3	Tobacco User/Non-Tobacco User	0-14	197.05	197.05
98517PA0010042	Rating Area 3	Tobacco User/Non-Tobacco User	15	214.57	214.57
98517PA0010042	Rating Area 3	Tobacco User/Non-Tobacco User	16	221.26	221.26
98517PA0010042	Rating Area 3	Tobacco User/Non-Tobacco User	17	227.96	227.96
98517PA0010042	Rating Area 3	Tobacco User/Non-Tobacco User	18	235.17	235.17
98517PA0010042	Rating Area 3	Tobacco User/Non-Tobacco User	19	242.38	242.38
98517PA0010042	Rating Area 3	Tobacco User/Non-Tobacco User	20	249.85	249.85
98517PA0010042	Rating Area 3	Tobacco User/Non-Tobacco User	21	257.59	257.59
98517PA0010042	Rating Area 3	Tobacco User/Non-Tobacco User	22	257.59	257.59
98517PA0010042	Rating Area 3	Tobacco User/Non-Tobacco User	23	257.59	257.59
98517PA0010042	Rating Area 3	Tobacco User/Non-Tobacco User	24	257.59	257.59
98517PA0010042	Rating Area 3	Tobacco User/Non-Tobacco User	25	258.61	271.54
98517PA0010042	Rating Area 3	Tobacco User/Non-Tobacco User	26	263.76	276.95
98517PA0010042	Rating Area 3	Tobacco User/Non-Tobacco User	27	269.95	283.44
98517PA0010042	Rating Area 3	Tobacco User/Non-Tobacco User	28	279.99	293.99
98517PA0010042	Rating Area 3	Tobacco User/Non-Tobacco User	29	288.23	302.65
98517PA0010042	Rating Area 3	Tobacco User/Non-Tobacco User	30	292.35	306.97
98517PA0010042	Rating Area 3	Tobacco User/Non-Tobacco User	31	298.54	313.46
98517PA0010042	Rating Area 3	Tobacco User/Non-Tobacco User	32	304.72	319.95
98517PA0010042	Rating Area 3	Tobacco User/Non-Tobacco User	33	308.58	324.01

98517PA0010042	Rating Area 3	Tobacco User/Non-Tobacco User	34	312.70	328.34
98517PA0010042	Rating Area 3	Tobacco User/Non-Tobacco User	35	314.76	343.09
98517PA0010042	Rating Area 3	Tobacco User/Non-Tobacco User	36	316.83	345.34
98517PA0010042	Rating Area 3	Tobacco User/Non-Tobacco User	37	318.89	347.59
98517PA0010042	Rating Area 3	Tobacco User/Non-Tobacco User	38	320.95	349.83
98517PA0010042	Rating Area 3	Tobacco User/Non-Tobacco User	39	325.07	354.32
98517PA0010042	Rating Area 3	Tobacco User/Non-Tobacco User	40	329.19	358.82
98517PA0010042	Rating Area 3	Tobacco User/Non-Tobacco User	41	335.37	365.55
98517PA0010042	Rating Area 3	Tobacco User/Non-Tobacco User	42	341.30	372.01
98517PA0010042	Rating Area 3	Tobacco User/Non-Tobacco User	43	349.54	381.00
98517PA0010042	Rating Area 3	Tobacco User/Non-Tobacco User	44	359.84	392.23
98517PA0010042	Rating Area 3	Tobacco User/Non-Tobacco User	45	371.95	405.42
98517PA0010042	Rating Area 3	Tobacco User/Non-Tobacco User	46	386.37	421.15
98517PA0010042	Rating Area 3	Tobacco User/Non-Tobacco User	47	402.60	438.83
98517PA0010042	Rating Area 3	Tobacco User/Non-Tobacco User	48	421.15	459.05
98517PA0010042	Rating Area 3	Tobacco User/Non-Tobacco User	49	439.43	478.98
98517PA0010042	Rating Area 3	Tobacco User/Non-Tobacco User	50	460.04	501.44
98517PA0010042	Rating Area 3	Tobacco User/Non-Tobacco User	51	480.39	523.62
98517PA0010042	Rating Area 3	Tobacco User/Non-Tobacco User	52	502.80	548.05
98517PA0010042	Rating Area 3	Tobacco User/Non-Tobacco User	53	525.47	572.76
98517PA0010042	Rating Area 3	Tobacco User/Non-Tobacco User	54	549.94	599.43
98517PA0010042	Rating Area 3	Tobacco User/Non-Tobacco User	55	574.41	646.21
98517PA0010042	Rating Area 3	Tobacco User/Non-Tobacco User	56	600.94	676.05
98517PA0010042	Rating Area 3	Tobacco User/Non-Tobacco User	57	627.73	706.19
98517PA0010042	Rating Area 3	Tobacco User/Non-Tobacco User	58	656.32	738.36
98517PA0010042	Rating Area 3	Tobacco User/Non-Tobacco User	59	670.48	754.29
98517PA0010042	Rating Area 3	Tobacco User/Non-Tobacco User	60	699.08	786.46
98517PA0010042	Rating Area 3	Tobacco User/Non-Tobacco User	61	723.80	814.28
98517PA0010042	Rating Area 3	Tobacco User/Non-Tobacco User	62	740.03	832.54
98517PA0010042	Rating Area 3	Tobacco User/Non-Tobacco User	63	760.38	855.43
98517PA0010042	Rating Area 3	Tobacco User/Non-Tobacco User	64 and over	772.74	869.34
98517PA0010043	Rating Area 3	Tobacco User/Non-Tobacco User	0-14	197.64	197.64
98517PA0010043	Rating Area 3	Tobacco User/Non-Tobacco User	15	215.21	215.21
98517PA0010043	Rating Area 3	Tobacco User/Non-Tobacco User	16	221.92	221.92
98517PA0010043	Rating Area 3	Tobacco User/Non-Tobacco User	17	228.64	228.64
98517PA0010043	Rating Area 3	Tobacco User/Non-Tobacco User	18	235.87	235.87
98517PA0010043	Rating Area 3	Tobacco User/Non-Tobacco User	19	243.11	243.11
98517PA0010043	Rating Area 3	Tobacco User/Non-Tobacco User	20	250.60	250.60
98517PA0010043	Rating Area 3	Tobacco User/Non-Tobacco User	21	258.36	258.36
98517PA0010043	Rating Area 3	Tobacco User/Non-Tobacco User	22	258.36	258.36
98517PA0010043	Rating Area 3	Tobacco User/Non-Tobacco User	23	258.36	258.36
98517PA0010043	Rating Area 3	Tobacco User/Non-Tobacco User	24	258.36	258.36
98517PA0010043	Rating Area 3	Tobacco User/Non-Tobacco User	25	259.38	272.35
98517PA0010043	Rating Area 3	Tobacco User/Non-Tobacco User	26	264.55	277.78
98517PA0010043	Rating Area 3	Tobacco User/Non-Tobacco User	27	270.75	284.29
98517PA0010043	Rating Area 3	Tobacco User/Non-Tobacco User	28	280.83	294.87
98517PA0010043	Rating Area 3	Tobacco User/Non-Tobacco User	29	289.09	303.55
98517PA0010043	Rating Area 3	Tobacco User/Non-Tobacco User	30	293.23	307.89
98517PA0010043	Rating Area 3	Tobacco User/Non-Tobacco User	31	299.43	314.40
98517PA0010043	Rating Area 3	Tobacco User/Non-Tobacco User	32	305.63	320.91
98517PA0010043	Rating Area 3	Tobacco User/Non-Tobacco User	33	309.50	324.98
98517PA0010043	Rating Area 3	Tobacco User/Non-Tobacco User	34	313.64	329.32
98517PA0010043	Rating Area 3	Tobacco User/Non-Tobacco User	35	315.70	344.12
98517PA0010043	Rating Area 3	Tobacco User/Non-Tobacco User	36	317.77	346.37
98517PA0010043	Rating Area 3	Tobacco User/Non-Tobacco User	37	319.84	348.62
98517PA0010043	Rating Area 3	Tobacco User/Non-Tobacco User	38	321.90	350.88
98517PA0010043	Rating Area 3	Tobacco User/Non-Tobacco User	39	326.04	355.38
98517PA0010043	Rating Area 3	Tobacco User/Non-Tobacco User	40	330.17	359.89
98517PA0010043	Rating Area 3	Tobacco User/Non-Tobacco User	41	336.37	366.65
98517PA0010043	Rating Area 3	Tobacco User/Non-Tobacco User	42	342.31	373.12
98517PA0010043	Rating Area 3	Tobacco User/Non-Tobacco User	43	350.58	382.13
98517PA0010043	Rating Area 3	Tobacco User/Non-Tobacco User	44	360.91	393.40

98517PA0010043	Rating Area 3	Tobacco User/Non-Tobacco User	45	373.06	406.63
98517PA0010043	Rating Area 3	Tobacco User/Non-Tobacco User	46	387.52	422.40
98517PA0010043	Rating Area 3	Tobacco User/Non-Tobacco User	47	403.80	440.14
98517PA0010043	Rating Area 3	Tobacco User/Non-Tobacco User	48	422.40	460.42
98517PA0010043	Rating Area 3	Tobacco User/Non-Tobacco User	49	440.74	480.41
98517PA0010043	Rating Area 3	Tobacco User/Non-Tobacco User	50	461.41	502.94
98517PA0010043	Rating Area 3	Tobacco User/Non-Tobacco User	51	481.82	525.19
98517PA0010043	Rating Area 3	Tobacco User/Non-Tobacco User	52	504.30	549.69
98517PA0010043	Rating Area 3	Tobacco User/Non-Tobacco User	53	527.03	574.47
98517PA0010043	Rating Area 3	Tobacco User/Non-Tobacco User	54	551.58	601.22
98517PA0010043	Rating Area 3	Tobacco User/Non-Tobacco User	55	576.12	648.14
98517PA0010043	Rating Area 3	Tobacco User/Non-Tobacco User	56	602.73	678.07
98517PA0010043	Rating Area 3	Tobacco User/Non-Tobacco User	57	629.60	708.30
98517PA0010043	Rating Area 3	Tobacco User/Non-Tobacco User	58	658.28	740.56
98517PA0010043	Rating Area 3	Tobacco User/Non-Tobacco User	59	672.48	756.55
98517PA0010043	Rating Area 3	Tobacco User/Non-Tobacco User	60	701.16	788.81
98517PA0010043	Rating Area 3	Tobacco User/Non-Tobacco User	61	725.96	816.71
98517PA0010043	Rating Area 3	Tobacco User/Non-Tobacco User	62	742.24	835.02
98517PA0010043	Rating Area 3	Tobacco User/Non-Tobacco User	63	762.65	857.98
98517PA0010043	Rating Area 3	Tobacco User/Non-Tobacco User	64 and over	775.05	871.93
98517PA0010045	Rating Area 3	Tobacco User/Non-Tobacco User	0-14	238.43	238.43
98517PA0010045	Rating Area 3	Tobacco User/Non-Tobacco User	15	259.63	259.63
98517PA0010045	Rating Area 3	Tobacco User/Non-Tobacco User	16	267.73	267.73
98517PA0010045	Rating Area 3	Tobacco User/Non-Tobacco User	17	275.83	275.83
98517PA0010045	Rating Area 3	Tobacco User/Non-Tobacco User	18	284.56	284.56
98517PA0010045	Rating Area 3	Tobacco User/Non-Tobacco User	19	293.29	293.29
98517PA0010045	Rating Area 3	Tobacco User/Non-Tobacco User	20	302.32	302.32
98517PA0010045	Rating Area 3	Tobacco User/Non-Tobacco User	21	311.69	311.69
98517PA0010045	Rating Area 3	Tobacco User/Non-Tobacco User	22	311.69	311.69
98517PA0010045	Rating Area 3	Tobacco User/Non-Tobacco User	23	311.69	311.69
98517PA0010045	Rating Area 3	Tobacco User/Non-Tobacco User	24	311.69	311.69
98517PA0010045	Rating Area 3	Tobacco User/Non-Tobacco User	25	312.92	328.57
98517PA0010045	Rating Area 3	Tobacco User/Non-Tobacco User	26	319.16	335.11
98517PA0010045	Rating Area 3	Tobacco User/Non-Tobacco User	27	326.64	342.97
98517PA0010045	Rating Area 3	Tobacco User/Non-Tobacco User	28	338.79	355.73
98517PA0010045	Rating Area 3	Tobacco User/Non-Tobacco User	29	348.76	366.20
98517PA0010045	Rating Area 3	Tobacco User/Non-Tobacco User	30	353.75	371.44
98517PA0010045	Rating Area 3	Tobacco User/Non-Tobacco User	31	361.23	379.29
98517PA0010045	Rating Area 3	Tobacco User/Non-Tobacco User	32	368.71	387.15
98517PA0010045	Rating Area 3	Tobacco User/Non-Tobacco User	33	373.39	392.06
98517PA0010045	Rating Area 3	Tobacco User/Non-Tobacco User	34	378.37	397.29
98517PA0010045	Rating Area 3	Tobacco User/Non-Tobacco User	35	380.87	415.15
98517PA0010045	Rating Area 3	Tobacco User/Non-Tobacco User	36	383.36	417.86
98517PA0010045	Rating Area 3	Tobacco User/Non-Tobacco User	37	385.85	420.58
98517PA0010045	Rating Area 3	Tobacco User/Non-Tobacco User	38	388.35	423.30
98517PA0010045	Rating Area 3	Tobacco User/Non-Tobacco User	39	393.33	428.73
98517PA0010045	Rating Area 3	Tobacco User/Non-Tobacco User	40	398.32	434.17
98517PA0010045	Rating Area 3	Tobacco User/Non-Tobacco User	41	405.80	442.32
98517PA0010045	Rating Area 3	Tobacco User/Non-Tobacco User	42	412.97	450.14
98517PA0010045	Rating Area 3	Tobacco User/Non-Tobacco User	43	422.94	461.01
98517PA0010045	Rating Area 3	Tobacco User/Non-Tobacco User	44	435.41	474.60
98517PA0010045	Rating Area 3	Tobacco User/Non-Tobacco User	45	450.06	490.56
98517PA0010045	Rating Area 3	Tobacco User/Non-Tobacco User	46	467.51	509.59
98517PA0010045	Rating Area 3	Tobacco User/Non-Tobacco User	47	487.15	530.99
98517PA0010045	Rating Area 3	Tobacco User/Non-Tobacco User	48	509.59	555.45
98517PA0010045	Rating Area 3	Tobacco User/Non-Tobacco User	49	531.72	579.57
98517PA0010045	Rating Area 3	Tobacco User/Non-Tobacco User	50	556.65	606.75
98517PA0010045	Rating Area 3	Tobacco User/Non-Tobacco User	51	581.27	633.59
98517PA0010045	Rating Area 3	Tobacco User/Non-Tobacco User	52	608.39	663.14
98517PA0010045	Rating Area 3	Tobacco User/Non-Tobacco User	53	635.82	693.04
98517PA0010045	Rating Area 3	Tobacco User/Non-Tobacco User	54	665.43	725.31
98517PA0010045	Rating Area 3	Tobacco User/Non-Tobacco User	55	695.04	781.91



98517PA0010045	Rating Area 3	Tobacco User/Non-Tobacco User	56	727.14	818.03
98517PA0010045	Rating Area 3	Tobacco User/Non-Tobacco User	57	759.55	854.50
98517PA0010045	Rating Area 3	Tobacco User/Non-Tobacco User	58	794.15	893.42
98517PA0010045	Rating Area 3	Tobacco User/Non-Tobacco User	59	811.29	912.70
98517PA0010045	Rating Area 3	Tobacco User/Non-Tobacco User	60	845.89	951.62
98517PA0010045	Rating Area 3	Tobacco User/Non-Tobacco User	61	875.81	985.28
98517PA0010045	Rating Area 3	Tobacco User/Non-Tobacco User	62	895.44	1007.37
98517PA0010045	Rating Area 3	Tobacco User/Non-Tobacco User	63	920.06	1035.07
98517PA0010045	Rating Area 3	Tobacco User/Non-Tobacco User	64 and over	935.03	1051.90
98517PA0010002	Rating Area 6	Tobacco User/Non-Tobacco User	0-14	201.51	201.51
98517PA0010002	Rating Area 6	Tobacco User/Non-Tobacco User	15	219.42	219.42
98517PA0010002	Rating Area 6	Tobacco User/Non-Tobacco User	16	226.27	226.27
98517PA0010002	Rating Area 6	Tobacco User/Non-Tobacco User	17	233.12	233.12
98517PA0010002	Rating Area 6	Tobacco User/Non-Tobacco User	18	240.49	240.49
98517PA0010002	Rating Area 6	Tobacco User/Non-Tobacco User	19	247.87	247.87
98517PA0010002	Rating Area 6	Tobacco User/Non-Tobacco User	20	255.51	255.51
98517PA0010002	Rating Area 6	Tobacco User/Non-Tobacco User	21	263.42	263.42
98517PA0010002	Rating Area 6	Tobacco User/Non-Tobacco User	22	263.42	263.42
98517PA0010002	Rating Area 6	Tobacco User/Non-Tobacco User	23	263.42	263.42
98517PA0010002	Rating Area 6	Tobacco User/Non-Tobacco User	24	263.42	263.42
98517PA0010002	Rating Area 6	Tobacco User/Non-Tobacco User	25	264.46	277.69
98517PA0010002	Rating Area 6	Tobacco User/Non-Tobacco User	26	269.73	283.22
98517PA0010002	Rating Area 6	Tobacco User/Non-Tobacco User	27	276.05	289.86
98517PA0010002	Rating Area 6	Tobacco User/Non-Tobacco User	28	286.33	300.64
98517PA0010002	Rating Area 6	Tobacco User/Non-Tobacco User	29	294.76	309.49
98517PA0010002	Rating Area 6	Tobacco User/Non-Tobacco User	30	298.97	313.92
98517PA0010002	Rating Area 6	Tobacco User/Non-Tobacco User	31	305.29	320.56
98517PA0010002	Rating Area 6	Tobacco User/Non-Tobacco User	32	311.61	327.19
98517PA0010002	Rating Area 6	Tobacco User/Non-Tobacco User	33	315.56	331.34
98517PA0010002	Rating Area 6	Tobacco User/Non-Tobacco User	34	319.78	335.77
98517PA0010002	Rating Area 6	Tobacco User/Non-Tobacco User	35	321.89	350.86
98517PA0010002	Rating Area 6	Tobacco User/Non-Tobacco User	36	323.99	353.15
98517PA0010002	Rating Area 6	Tobacco User/Non-Tobacco User	37	326.10	355.45
98517PA0010002	Rating Area 6	Tobacco User/Non-Tobacco User	38	328.21	357.75
98517PA0010002	Rating Area 6	Tobacco User/Non-Tobacco User	39	332.42	362.34
98517PA0010002	Rating Area 6	Tobacco User/Non-Tobacco User	40	336.64	366.93
98517PA0010002	Rating Area 6	Tobacco User/Non-Tobacco User	41	342.96	373.83
98517PA0010002	Rating Area 6	Tobacco User/Non-Tobacco User	42	349.02	380.43
98517PA0010002	Rating Area 6	Tobacco User/Non-Tobacco User	43	357.45	389.62
98517PA0010002	Rating Area 6	Tobacco User/Non-Tobacco User	44	367.98	401.10
98517PA0010002	Rating Area 6	Tobacco User/Non-Tobacco User	45	380.36	414.60
98517PA0010002	Rating Area 6	Tobacco User/Non-Tobacco User	46	395.11	430.67
98517PA0010002	Rating Area 6	Tobacco User/Non-Tobacco User	47	411.71	448.76
98517PA0010002	Rating Area 6	Tobacco User/Non-Tobacco User	48	430.67	469.44
98517PA0010002	Rating Area 6	Tobacco User/Non-Tobacco User	49	449.38	489.82
98517PA0010002	Rating Area 6	Tobacco User/Non-Tobacco User	50	470.45	512.79
98517PA0010002	Rating Area 6	Tobacco User/Non-Tobacco User	51	491.26	535.47
98517PA0010002	Rating Area 6	Tobacco User/Non-Tobacco User	52	514.18	560.45
98517PA0010002	Rating Area 6	Tobacco User/Non-Tobacco User	53	537.36	585.72
98517PA0010002	Rating Area 6	Tobacco User/Non-Tobacco User	54	562.38	612.99
98517PA0010002	Rating Area 6	Tobacco User/Non-Tobacco User	55	587.40	660.83
98517PA0010002	Rating Area 6	Tobacco User/Non-Tobacco User	56	614.53	691.35
98517PA0010002	Rating Area 6	Tobacco User/Non-Tobacco User	57	641.93	722.17
98517PA0010002	Rating Area 6	Tobacco User/Non-Tobacco User	58	671.17	755.06
98517PA0010002	Rating Area 6	Tobacco User/Non-Tobacco User	59	685.65	771.36
98517PA0010002	Rating Area 6	Tobacco User/Non-Tobacco User	60	714.89	804.25
98517PA0010002	Rating Area 6	Tobacco User/Non-Tobacco User	61	740.18	832.70
98517PA0010002	Rating Area 6	Tobacco User/Non-Tobacco User	62	756.78	851.37
98517PA0010002	Rating Area 6	Tobacco User/Non-Tobacco User	63	777.58	874.78
98517PA0010002	Rating Area 6	Tobacco User/Non-Tobacco User	64 and over	790.23	889.01
98517PA0010003	Rating Area 6	Tobacco User/Non-Tobacco User	0-14	196.93	196.93
98517PA0010003	Rating Area 6	Tobacco User/Non-Tobacco User	15	214.43	214.43

98517PA0010003	Rating Area 6	Tobacco User/Non-Tobacco User	16	221.12	221.12
98517PA0010003	Rating Area 6	Tobacco User/Non-Tobacco User	17	227.82	227.82
98517PA0010003	Rating Area 6	Tobacco User/Non-Tobacco User	18	235.02	235.02
98517PA0010003	Rating Area 6	Tobacco User/Non-Tobacco User	19	242.23	242.23
98517PA0010003	Rating Area 6	Tobacco User/Non-Tobacco User	20	249.70	249.70
98517PA0010003	Rating Area 6	Tobacco User/Non-Tobacco User	21	257.43	257.43
98517PA0010003	Rating Area 6	Tobacco User/Non-Tobacco User	22	257.43	257.43
98517PA0010003	Rating Area 6	Tobacco User/Non-Tobacco User	23	257.43	257.43
98517PA0010003	Rating Area 6	Tobacco User/Non-Tobacco User	24	257.43	257.43
98517PA0010003	Rating Area 6	Tobacco User/Non-Tobacco User	25	258.45	271.37
98517PA0010003	Rating Area 6	Tobacco User/Non-Tobacco User	26	263.60	276.78
98517PA0010003	Rating Area 6	Tobacco User/Non-Tobacco User	27	269.78	283.26
98517PA0010003	Rating Area 6	Tobacco User/Non-Tobacco User	28	279.82	293.81
98517PA0010003	Rating Area 6	Tobacco User/Non-Tobacco User	29	288.05	302.46
98517PA0010003	Rating Area 6	Tobacco User/Non-Tobacco User	30	292.17	306.78
98517PA0010003	Rating Area 6	Tobacco User/Non-Tobacco User	31	298.35	313.27
98517PA0010003	Rating Area 6	Tobacco User/Non-Tobacco User	32	304.53	319.75
98517PA0010003	Rating Area 6	Tobacco User/Non-Tobacco User	33	308.39	323.81
98517PA0010003	Rating Area 6	Tobacco User/Non-Tobacco User	34	312.51	328.13
98517PA0010003	Rating Area 6	Tobacco User/Non-Tobacco User	35	314.57	342.88
98517PA0010003	Rating Area 6	Tobacco User/Non-Tobacco User	36	316.63	345.12
98517PA0010003	Rating Area 6	Tobacco User/Non-Tobacco User	37	318.69	347.37
98517PA0010003	Rating Area 6	Tobacco User/Non-Tobacco User	38	320.75	349.61
98517PA0010003	Rating Area 6	Tobacco User/Non-Tobacco User	39	324.86	354.10
98517PA0010003	Rating Area 6	Tobacco User/Non-Tobacco User	40	328.98	358.59
98517PA0010003	Rating Area 6	Tobacco User/Non-Tobacco User	41	335.16	365.33
98517PA0010003	Rating Area 6	Tobacco User/Non-Tobacco User	42	341.08	371.78
98517PA0010003	Rating Area 6	Tobacco User/Non-Tobacco User	43	349.32	380.76
98517PA0010003	Rating Area 6	Tobacco User/Non-Tobacco User	44	359.62	391.98
98517PA0010003	Rating Area 6	Tobacco User/Non-Tobacco User	45	371.71	405.17
98517PA0010003	Rating Area 6	Tobacco User/Non-Tobacco User	46	386.13	420.88
98517PA0010003	Rating Area 6	Tobacco User/Non-Tobacco User	47	402.35	438.56
98517PA0010003	Rating Area 6	Tobacco User/Non-Tobacco User	48	420.88	458.76
98517PA0010003	Rating Area 6	Tobacco User/Non-Tobacco User	49	439.16	478.68
98517PA0010003	Rating Area 6	Tobacco User/Non-Tobacco User	50	459.75	501.13
98517PA0010003	Rating Area 6	Tobacco User/Non-Tobacco User	51	480.09	523.30
98517PA0010003	Rating Area 6	Tobacco User/Non-Tobacco User	52	502.48	547.71
98517PA0010003	Rating Area 6	Tobacco User/Non-Tobacco User	53	525.14	572.40
98517PA0010003	Rating Area 6	Tobacco User/Non-Tobacco User	54	549.59	599.05
98517PA0010003	Rating Area 6	Tobacco User/Non-Tobacco User	55	574.05	645.80
98517PA0010003	Rating Area 6	Tobacco User/Non-Tobacco User	56	600.56	675.63
98517PA0010003	Rating Area 6	Tobacco User/Non-Tobacco User	57	627.33	705.75
98517PA0010003	Rating Area 6	Tobacco User/Non-Tobacco User	58	655.91	737.89
98517PA0010003	Rating Area 6	Tobacco User/Non-Tobacco User	59	670.06	753.82
98517PA0010003	Rating Area 6	Tobacco User/Non-Tobacco User	60	698.64	785.97
98517PA0010003	Rating Area 6	Tobacco User/Non-Tobacco User	61	723.35	813.77
98517PA0010003	Rating Area 6	Tobacco User/Non-Tobacco User	62	739.57	832.01
98517PA0010003	Rating Area 6	Tobacco User/Non-Tobacco User	63	759.90	854.89
98517PA0010003	Rating Area 6	Tobacco User/Non-Tobacco User	64 and over	772.26	868.79
98517PA0010005	Rating Area 6	Tobacco User/Non-Tobacco User	0-14	235.72	235.72
98517PA0010005	Rating Area 6	Tobacco User/Non-Tobacco User	15	256.68	256.68
98517PA0010005	Rating Area 6	Tobacco User/Non-Tobacco User	16	264.69	264.69
98517PA0010005	Rating Area 6	Tobacco User/Non-Tobacco User	17	272.70	272.70
98517PA0010005	Rating Area 6	Tobacco User/Non-Tobacco User	18	281.33	281.33
98517PA0010005	Rating Area 6	Tobacco User/Non-Tobacco User	19	289.95	289.95
98517PA0010005	Rating Area 6	Tobacco User/Non-Tobacco User	20	298.89	298.89
98517PA0010005	Rating Area 6	Tobacco User/Non-Tobacco User	21	308.14	308.14
98517PA0010005	Rating Area 6	Tobacco User/Non-Tobacco User	22	308.14	308.14
98517PA0010005	Rating Area 6	Tobacco User/Non-Tobacco User	23	308.14	308.14
98517PA0010005	Rating Area 6	Tobacco User/Non-Tobacco User	24	308.14	308.14
98517PA0010005	Rating Area 6	Tobacco User/Non-Tobacco User	25	309.37	324.83
98517PA0010005	Rating Area 6	Tobacco User/Non-Tobacco User	26	315.53	331.31

98517PA0010005	Rating Area 6	Tobacco User/Non-Tobacco User	27	322.92	339.07
98517PA0010005	Rating Area 6	Tobacco User/Non-Tobacco User	28	334.94	351.69
98517PA0010005	Rating Area 6	Tobacco User/Non-Tobacco User	29	344.80	362.04
98517PA0010005	Rating Area 6	Tobacco User/Non-Tobacco User	30	349.73	367.22
98517PA0010005	Rating Area 6	Tobacco User/Non-Tobacco User	31	357.13	374.98
98517PA0010005	Rating Area 6	Tobacco User/Non-Tobacco User	32	364.52	382.75
98517PA0010005	Rating Area 6	Tobacco User/Non-Tobacco User	33	369.14	387.60
98517PA0010005	Rating Area 6	Tobacco User/Non-Tobacco User	34	374.07	392.78
98517PA0010005	Rating Area 6	Tobacco User/Non-Tobacco User	35	376.54	410.43
98517PA0010005	Rating Area 6	Tobacco User/Non-Tobacco User	36	379.00	413.11
98517PA0010005	Rating Area 6	Tobacco User/Non-Tobacco User	37	381.47	415.80
98517PA0010005	Rating Area 6	Tobacco User/Non-Tobacco User	38	383.93	418.49
98517PA0010005	Rating Area 6	Tobacco User/Non-Tobacco User	39	388.86	423.86
98517PA0010005	Rating Area 6	Tobacco User/Non-Tobacco User	40	393.79	429.24
98517PA0010005	Rating Area 6	Tobacco User/Non-Tobacco User	41	401.19	437.30
98517PA0010005	Rating Area 6	Tobacco User/Non-Tobacco User	42	408.28	445.02
98517PA0010005	Rating Area 6	Tobacco User/Non-Tobacco User	43	418.14	455.77
98517PA0010005	Rating Area 6	Tobacco User/Non-Tobacco User	44	430.46	469.20
98517PA0010005	Rating Area 6	Tobacco User/Non-Tobacco User	45	444.94	484.99
98517PA0010005	Rating Area 6	Tobacco User/Non-Tobacco User	46	462.20	503.80
98517PA0010005	Rating Area 6	Tobacco User/Non-Tobacco User	47	481.61	524.96
98517PA0010005	Rating Area 6	Tobacco User/Non-Tobacco User	48	503.80	549.14
98517PA0010005	Rating Area 6	Tobacco User/Non-Tobacco User	49	525.68	572.99
98517PA0010005	Rating Area 6	Tobacco User/Non-Tobacco User	50	550.33	599.86
98517PA0010005	Rating Area 6	Tobacco User/Non-Tobacco User	51	574.67	626.39
98517PA0010005	Rating Area 6	Tobacco User/Non-Tobacco User	52	601.48	655.61
98517PA0010005	Rating Area 6	Tobacco User/Non-Tobacco User	53	628.59	685.17
98517PA0010005	Rating Area 6	Tobacco User/Non-Tobacco User	54	657.87	717.07
98517PA0010005	Rating Area 6	Tobacco User/Non-Tobacco User	55	687.14	773.03
98517PA0010005	Rating Area 6	Tobacco User/Non-Tobacco User	56	718.88	808.74
98517PA0010005	Rating Area 6	Tobacco User/Non-Tobacco User	57	750.92	844.79
98517PA0010005	Rating Area 6	Tobacco User/Non-Tobacco User	58	785.12	883.26
98517PA0010005	Rating Area 6	Tobacco User/Non-Tobacco User	59	802.07	902.33
98517PA0010005	Rating Area 6	Tobacco User/Non-Tobacco User	60	836.27	940.81
98517PA0010005	Rating Area 6	Tobacco User/Non-Tobacco User	61	865.86	974.09
98517PA0010005	Rating Area 6	Tobacco User/Non-Tobacco User	62	885.27	995.93
98517PA0010005	Rating Area 6	Tobacco User/Non-Tobacco User	63	909.61	1023.31
98517PA0010005	Rating Area 6	Tobacco User/Non-Tobacco User	64 and over	924.40	1039.95
98517PA0010006	Rating Area 6	Tobacco User/Non-Tobacco User	0-14	288.57	288.57
98517PA0010006	Rating Area 6	Tobacco User/Non-Tobacco User	15	314.22	314.22
98517PA0010006	Rating Area 6	Tobacco User/Non-Tobacco User	16	324.03	324.03
98517PA0010006	Rating Area 6	Tobacco User/Non-Tobacco User	17	333.84	333.84
98517PA0010006	Rating Area 6	Tobacco User/Non-Tobacco User	18	344.40	344.40
98517PA0010006	Rating Area 6	Tobacco User/Non-Tobacco User	19	354.96	354.96
98517PA0010006	Rating Area 6	Tobacco User/Non-Tobacco User	20	365.90	365.90
98517PA0010006	Rating Area 6	Tobacco User/Non-Tobacco User	21	377.23	377.23
98517PA0010006	Rating Area 6	Tobacco User/Non-Tobacco User	22	377.23	377.23
98517PA0010006	Rating Area 6	Tobacco User/Non-Tobacco User	23	377.23	377.23
98517PA0010006	Rating Area 6	Tobacco User/Non-Tobacco User	24	377.23	377.23
98517PA0010006	Rating Area 6	Tobacco User/Non-Tobacco User	25	378.72	397.66
98517PA0010006	Rating Area 6	Tobacco User/Non-Tobacco User	26	386.27	405.58
98517PA0010006	Rating Area 6	Tobacco User/Non-Tobacco User	27	395.32	415.09
98517PA0010006	Rating Area 6	Tobacco User/Non-Tobacco User	28	410.03	430.54
98517PA0010006	Rating Area 6	Tobacco User/Non-Tobacco User	29	422.10	443.21
98517PA0010006	Rating Area 6	Tobacco User/Non-Tobacco User	30	428.14	449.55
98517PA0010006	Rating Area 6	Tobacco User/Non-Tobacco User	31	437.19	459.05
98517PA0010006	Rating Area 6	Tobacco User/Non-Tobacco User	32	446.25	468.56
98517PA0010006	Rating Area 6	Tobacco User/Non-Tobacco User	33	451.90	474.50
98517PA0010006	Rating Area 6	Tobacco User/Non-Tobacco User	34	457.94	480.84
98517PA0010006	Rating Area 6	Tobacco User/Non-Tobacco User	35	460.96	502.44
98517PA0010006	Rating Area 6	Tobacco User/Non-Tobacco User	36	463.98	505.73
98517PA0010006	Rating Area 6	Tobacco User/Non-Tobacco User	37	466.99	509.02

98517PA0010006	Rating Area 6	Tobacco User/Non-Tobacco User	38	470.01	512.31
98517PA0010006	Rating Area 6	Tobacco User/Non-Tobacco User	39	476.05	518.89
98517PA0010006	Rating Area 6	Tobacco User/Non-Tobacco User	40	482.08	525.47
98517PA0010006	Rating Area 6	Tobacco User/Non-Tobacco User	41	491.14	535.34
98517PA0010006	Rating Area 6	Tobacco User/Non-Tobacco User	42	499.81	544.79
98517PA0010006	Rating Area 6	Tobacco User/Non-Tobacco User	43	511.88	557.95
98517PA0010006	Rating Area 6	Tobacco User/Non-Tobacco User	44	526.97	574.40
98517PA0010006	Rating Area 6	Tobacco User/Non-Tobacco User	45	544.70	593.72
98517PA0010006	Rating Area 6	Tobacco User/Non-Tobacco User	46	565.82	616.75
98517PA0010006	Rating Area 6	Tobacco User/Non-Tobacco User	47	589.59	642.65
98517PA0010006	Rating Area 6	Tobacco User/Non-Tobacco User	48	616.75	672.26
98517PA0010006	Rating Area 6	Tobacco User/Non-Tobacco User	49	643.53	701.45
98517PA0010006	Rating Area 6	Tobacco User/Non-Tobacco User	50	673.71	734.34
98517PA0010006	Rating Area 6	Tobacco User/Non-Tobacco User	51	703.51	766.82
98517PA0010006	Rating Area 6	Tobacco User/Non-Tobacco User	52	736.33	802.60
98517PA0010006	Rating Area 6	Tobacco User/Non-Tobacco User	53	769.52	838.78
98517PA0010006	Rating Area 6	Tobacco User/Non-Tobacco User	54	805.36	877.84
98517PA0010006	Rating Area 6	Tobacco User/Non-Tobacco User	55	841.19	946.34
98517PA0010006	Rating Area 6	Tobacco User/Non-Tobacco User	56	880.05	990.05
98517PA0010006	Rating Area 6	Tobacco User/Non-Tobacco User	57	919.28	1034.18
98517PA0010006	Rating Area 6	Tobacco User/Non-Tobacco User	58	961.15	1081.29
98517PA0010006	Rating Area 6	Tobacco User/Non-Tobacco User	59	981.89	1104.63
98517PA0010006	Rating Area 6	Tobacco User/Non-Tobacco User	60	1023.76	1151.73
98517PA0010006	Rating Area 6	Tobacco User/Non-Tobacco User	61	1059.98	1192.47
98517PA0010006	Rating Area 6	Tobacco User/Non-Tobacco User	62	1083.74	1219.21
98517PA0010006	Rating Area 6	Tobacco User/Non-Tobacco User	63	1113.54	1252.73
98517PA0010006	Rating Area 6	Tobacco User/Non-Tobacco User	64 and over	1131.65	1273.10
98517PA0010008	Rating Area 6	Tobacco User/Non-Tobacco User	0-14	281.18	281.18
98517PA0010008	Rating Area 6	Tobacco User/Non-Tobacco User	15	306.18	306.18
98517PA0010008	Rating Area 6	Tobacco User/Non-Tobacco User	16	315.73	315.73
98517PA0010008	Rating Area 6	Tobacco User/Non-Tobacco User	17	325.29	325.29
98517PA0010008	Rating Area 6	Tobacco User/Non-Tobacco User	18	335.58	335.58
98517PA0010008	Rating Area 6	Tobacco User/Non-Tobacco User	19	345.87	345.87
98517PA0010008	Rating Area 6	Tobacco User/Non-Tobacco User	20	356.53	356.53
98517PA0010008	Rating Area 6	Tobacco User/Non-Tobacco User	21	367.57	367.57
98517PA0010008	Rating Area 6	Tobacco User/Non-Tobacco User	22	367.57	367.57
98517PA0010008	Rating Area 6	Tobacco User/Non-Tobacco User	23	367.57	367.57
98517PA0010008	Rating Area 6	Tobacco User/Non-Tobacco User	24	367.57	367.57
98517PA0010008	Rating Area 6	Tobacco User/Non-Tobacco User	25	369.03	387.48
98517PA0010008	Rating Area 6	Tobacco User/Non-Tobacco User	26	376.38	395.20
98517PA0010008	Rating Area 6	Tobacco User/Non-Tobacco User	27	385.20	404.46
98517PA0010008	Rating Area 6	Tobacco User/Non-Tobacco User	28	399.54	419.52
98517PA0010008	Rating Area 6	Tobacco User/Non-Tobacco User	29	411.30	431.87
98517PA0010008	Rating Area 6	Tobacco User/Non-Tobacco User	30	417.18	438.04
98517PA0010008	Rating Area 6	Tobacco User/Non-Tobacco User	31	426.00	447.30
98517PA0010008	Rating Area 6	Tobacco User/Non-Tobacco User	32	434.82	456.57
98517PA0010008	Rating Area 6	Tobacco User/Non-Tobacco User	33	440.34	462.35
98517PA0010008	Rating Area 6	Tobacco User/Non-Tobacco User	34	446.22	468.53
98517PA0010008	Rating Area 6	Tobacco User/Non-Tobacco User	35	449.16	489.58
98517PA0010008	Rating Area 6	Tobacco User/Non-Tobacco User	36	452.10	492.79
98517PA0010008	Rating Area 6	Tobacco User/Non-Tobacco User	37	455.04	495.99
98517PA0010008	Rating Area 6	Tobacco User/Non-Tobacco User	38	457.98	499.20
98517PA0010008	Rating Area 6	Tobacco User/Non-Tobacco User	39	463.86	505.61
98517PA0010008	Rating Area 6	Tobacco User/Non-Tobacco User	40	469.74	512.02
98517PA0010008	Rating Area 6	Tobacco User/Non-Tobacco User	41	478.56	521.64
98517PA0010008	Rating Area 6	Tobacco User/Non-Tobacco User	42	487.02	530.85
98517PA0010008	Rating Area 6	Tobacco User/Non-Tobacco User	43	498.78	543.67
98517PA0010008	Rating Area 6	Tobacco User/Non-Tobacco User	44	513.48	559.70
98517PA0010008	Rating Area 6	Tobacco User/Non-Tobacco User	45	530.76	578.53
98517PA0010008	Rating Area 6	Tobacco User/Non-Tobacco User	46	551.34	600.96
98517PA0010008	Rating Area 6	Tobacco User/Non-Tobacco User	47	574.50	626.20
98517PA0010008	Rating Area 6	Tobacco User/Non-Tobacco User	48	600.96	655.05

98517PA0010008	Rating Area 6	Tobacco User/Non-Tobacco User	49	627.06	683.49
98517PA0010008	Rating Area 6	Tobacco User/Non-Tobacco User	50	656.46	715.55
98517PA0010008	Rating Area 6	Tobacco User/Non-Tobacco User	51	685.50	747.20
98517PA0010008	Rating Area 6	Tobacco User/Non-Tobacco User	52	717.48	782.05
98517PA0010008	Rating Area 6	Tobacco User/Non-Tobacco User	53	749.82	817.31
98517PA0010008	Rating Area 6	Tobacco User/Non-Tobacco User	54	784.74	855.37
98517PA0010008	Rating Area 6	Tobacco User/Non-Tobacco User	55	819.66	922.12
98517PA0010008	Rating Area 6	Tobacco User/Non-Tobacco User	56	857.52	964.71
98517PA0010008	Rating Area 6	Tobacco User/Non-Tobacco User	57	895.75	1007.71
98517PA0010008	Rating Area 6	Tobacco User/Non-Tobacco User	58	936.55	1053.61
98517PA0010008	Rating Area 6	Tobacco User/Non-Tobacco User	59	956.76	1076.36
98517PA0010008	Rating Area 6	Tobacco User/Non-Tobacco User	60	997.56	1122.26
98517PA0010008	Rating Area 6	Tobacco User/Non-Tobacco User	61	1032.85	1161.95
98517PA0010008	Rating Area 6	Tobacco User/Non-Tobacco User	62	1056.00	1188.00
98517PA0010008	Rating Area 6	Tobacco User/Non-Tobacco User	63	1085.04	1220.67
98517PA0010008	Rating Area 6	Tobacco User/Non-Tobacco User	64 and over	1102.68	1240.52
98517PA0010010	Rating Area 6	Tobacco User/Non-Tobacco User	0-14	224.81	224.81
98517PA0010010	Rating Area 6	Tobacco User/Non-Tobacco User	15	244.79	244.79
98517PA0010010	Rating Area 6	Tobacco User/Non-Tobacco User	16	252.44	252.44
98517PA0010010	Rating Area 6	Tobacco User/Non-Tobacco User	17	260.08	260.08
98517PA0010010	Rating Area 6	Tobacco User/Non-Tobacco User	18	268.30	268.30
98517PA0010010	Rating Area 6	Tobacco User/Non-Tobacco User	19	276.53	276.53
98517PA0010010	Rating Area 6	Tobacco User/Non-Tobacco User	20	285.06	285.06
98517PA0010010	Rating Area 6	Tobacco User/Non-Tobacco User	21	293.88	293.88
98517PA0010010	Rating Area 6	Tobacco User/Non-Tobacco User	22	293.88	293.88
98517PA0010010	Rating Area 6	Tobacco User/Non-Tobacco User	23	293.88	293.88
98517PA0010010	Rating Area 6	Tobacco User/Non-Tobacco User	24	293.88	293.88
98517PA0010010	Rating Area 6	Tobacco User/Non-Tobacco User	25	295.05	309.80
98517PA0010010	Rating Area 6	Tobacco User/Non-Tobacco User	26	300.92	315.97
98517PA0010010	Rating Area 6	Tobacco User/Non-Tobacco User	27	307.98	323.38
98517PA0010010	Rating Area 6	Tobacco User/Non-Tobacco User	28	319.44	335.41
98517PA0010010	Rating Area 6	Tobacco User/Non-Tobacco User	29	328.84	345.28
98517PA0010010	Rating Area 6	Tobacco User/Non-Tobacco User	30	333.54	350.22
98517PA0010010	Rating Area 6	Tobacco User/Non-Tobacco User	31	340.60	357.63
98517PA0010010	Rating Area 6	Tobacco User/Non-Tobacco User	32	347.65	365.03
98517PA0010010	Rating Area 6	Tobacco User/Non-Tobacco User	33	352.06	369.66
98517PA0010010	Rating Area 6	Tobacco User/Non-Tobacco User	34	356.76	374.60
98517PA0010010	Rating Area 6	Tobacco User/Non-Tobacco User	35	359.11	391.43
98517PA0010010	Rating Area 6	Tobacco User/Non-Tobacco User	36	361.46	393.99
98517PA0010010	Rating Area 6	Tobacco User/Non-Tobacco User	37	363.81	396.56
98517PA0010010	Rating Area 6	Tobacco User/Non-Tobacco User	38	366.16	399.12
98517PA0010010	Rating Area 6	Tobacco User/Non-Tobacco User	39	370.87	404.24
98517PA0010010	Rating Area 6	Tobacco User/Non-Tobacco User	40	375.57	409.37
98517PA0010010	Rating Area 6	Tobacco User/Non-Tobacco User	41	382.62	417.06
98517PA0010010	Rating Area 6	Tobacco User/Non-Tobacco User	42	389.38	424.42
98517PA0010010	Rating Area 6	Tobacco User/Non-Tobacco User	43	398.78	434.67
98517PA0010010	Rating Area 6	Tobacco User/Non-Tobacco User	44	410.54	447.49
98517PA0010010	Rating Area 6	Tobacco User/Non-Tobacco User	45	424.35	462.54
98517PA0010010	Rating Area 6	Tobacco User/Non-Tobacco User	46	440.81	480.48
98517PA0010010	Rating Area 6	Tobacco User/Non-Tobacco User	47	459.32	500.66
98517PA0010010	Rating Area 6	Tobacco User/Non-Tobacco User	48	480.48	523.72
98517PA0010010	Rating Area 6	Tobacco User/Non-Tobacco User	49	501.34	546.47
98517PA0010010	Rating Area 6	Tobacco User/Non-Tobacco User	50	524.85	572.09
98517PA0010010	Rating Area 6	Tobacco User/Non-Tobacco User	51	548.07	597.40
98517PA0010010	Rating Area 6	Tobacco User/Non-Tobacco User	52	573.64	625.26
98517PA0010010	Rating Area 6	Tobacco User/Non-Tobacco User	53	599.50	653.45
98517PA0010010	Rating Area 6	Tobacco User/Non-Tobacco User	54	627.42	683.88
98517PA0010010	Rating Area 6	Tobacco User/Non-Tobacco User	55	655.33	737.25
98517PA0010010	Rating Area 6	Tobacco User/Non-Tobacco User	56	685.60	771.30
98517PA0010010	Rating Area 6	Tobacco User/Non-Tobacco User	57	716.16	805.68
98517PA0010010	Rating Area 6	Tobacco User/Non-Tobacco User	58	748.78	842.38
98517PA0010010	Rating Area 6	Tobacco User/Non-Tobacco User	59	764.95	860.57

98517PA0010010	Rating Area 6	Tobacco User/Non-Tobacco User	60	797.57	897.26
98517PA0010010	Rating Area 6	Tobacco User/Non-Tobacco User	61	825.78	929.00
98517PA0010010	Rating Area 6	Tobacco User/Non-Tobacco User	62	844.29	949.83
98517PA0010010	Rating Area 6	Tobacco User/Non-Tobacco User	63	867.51	975.95
98517PA0010010	Rating Area 6	Tobacco User/Non-Tobacco User	64 and over	881.61	991.82
98517PA0010011	Rating Area 6	Tobacco User/Non-Tobacco User	0-14	156.48	156.48
98517PA0010011	Rating Area 6	Tobacco User/Non-Tobacco User	15	170.38	170.38
98517PA0010011	Rating Area 6	Tobacco User/Non-Tobacco User	16	175.70	175.70
98517PA0010011	Rating Area 6	Tobacco User/Non-Tobacco User	17	181.02	181.02
98517PA0010011	Rating Area 6	Tobacco User/Non-Tobacco User	18	186.75	186.75
98517PA0010011	Rating Area 6	Tobacco User/Non-Tobacco User	19	192.48	192.48
98517PA0010011	Rating Area 6	Tobacco User/Non-Tobacco User	20	198.41	198.41
98517PA0010011	Rating Area 6	Tobacco User/Non-Tobacco User	21	204.55	204.55
98517PA0010011	Rating Area 6	Tobacco User/Non-Tobacco User	22	204.55	204.55
98517PA0010011	Rating Area 6	Tobacco User/Non-Tobacco User	23	204.55	204.55
98517PA0010011	Rating Area 6	Tobacco User/Non-Tobacco User	24	204.55	204.55
98517PA0010011	Rating Area 6	Tobacco User/Non-Tobacco User	25	205.36	215.63
98517PA0010011	Rating Area 6	Tobacco User/Non-Tobacco User	26	209.45	219.93
98517PA0010011	Rating Area 6	Tobacco User/Non-Tobacco User	27	214.36	225.08
98517PA0010011	Rating Area 6	Tobacco User/Non-Tobacco User	28	222.34	233.46
98517PA0010011	Rating Area 6	Tobacco User/Non-Tobacco User	29	228.88	240.33
98517PA0010011	Rating Area 6	Tobacco User/Non-Tobacco User	30	232.16	243.76
98517PA0010011	Rating Area 6	Tobacco User/Non-Tobacco User	31	237.07	248.92
98517PA0010011	Rating Area 6	Tobacco User/Non-Tobacco User	32	241.97	254.07
98517PA0010011	Rating Area 6	Tobacco User/Non-Tobacco User	33	245.04	257.30
98517PA0010011	Rating Area 6	Tobacco User/Non-Tobacco User	34	248.32	260.73
98517PA0010011	Rating Area 6	Tobacco User/Non-Tobacco User	35	249.95	272.45
98517PA0010011	Rating Area 6	Tobacco User/Non-Tobacco User	36	251.59	274.23
98517PA0010011	Rating Area 6	Tobacco User/Non-Tobacco User	37	253.22	276.02
98517PA0010011	Rating Area 6	Tobacco User/Non-Tobacco User	38	254.86	277.80
98517PA0010011	Rating Area 6	Tobacco User/Non-Tobacco User	39	258.13	281.37
98517PA0010011	Rating Area 6	Tobacco User/Non-Tobacco User	40	261.41	284.93
98517PA0010011	Rating Area 6	Tobacco User/Non-Tobacco User	41	266.32	290.28
98517PA0010011	Rating Area 6	Tobacco User/Non-Tobacco User	42	271.02	295.41
98517PA0010011	Rating Area 6	Tobacco User/Non-Tobacco User	43	277.57	302.55
98517PA0010011	Rating Area 6	Tobacco User/Non-Tobacco User	44	285.75	311.46
98517PA0010011	Rating Area 6	Tobacco User/Non-Tobacco User	45	295.36	321.94
98517PA0010011	Rating Area 6	Tobacco User/Non-Tobacco User	46	306.82	334.43
98517PA0010011	Rating Area 6	Tobacco User/Non-Tobacco User	47	319.70	348.47
98517PA0010011	Rating Area 6	Tobacco User/Non-Tobacco User	48	334.43	364.53
98517PA0010011	Rating Area 6	Tobacco User/Non-Tobacco User	49	348.95	380.36
98517PA0010011	Rating Area 6	Tobacco User/Non-Tobacco User	50	365.31	398.19
98517PA0010011	Rating Area 6	Tobacco User/Non-Tobacco User	51	381.47	415.81
98517PA0010011	Rating Area 6	Tobacco User/Non-Tobacco User	52	399.27	435.20
98517PA0010011	Rating Area 6	Tobacco User/Non-Tobacco User	53	417.27	454.82
98517PA0010011	Rating Area 6	Tobacco User/Non-Tobacco User	54	436.70	476.00
98517PA0010011	Rating Area 6	Tobacco User/Non-Tobacco User	55	456.13	513.15
98517PA0010011	Rating Area 6	Tobacco User/Non-Tobacco User	56	477.20	536.85
98517PA0010011	Rating Area 6	Tobacco User/Non-Tobacco User	57	498.47	560.78
98517PA0010011	Rating Area 6	Tobacco User/Non-Tobacco User	58	521.18	586.32
98517PA0010011	Rating Area 6	Tobacco User/Non-Tobacco User	59	532.43	598.98
98517PA0010011	Rating Area 6	Tobacco User/Non-Tobacco User	60	555.13	624.52
98517PA0010011	Rating Area 6	Tobacco User/Non-Tobacco User	61	574.77	646.61
98517PA0010011	Rating Area 6	Tobacco User/Non-Tobacco User	62	587.65	661.11
98517PA0010011	Rating Area 6	Tobacco User/Non-Tobacco User	63	603.81	679.29
98517PA0010011	Rating Area 6	Tobacco User/Non-Tobacco User	64 and over	613.63	690.33
98517PA0010012	Rating Area 6	Tobacco User/Non-Tobacco User	0-14	235.86	235.86
98517PA0010012	Rating Area 6	Tobacco User/Non-Tobacco User	15	256.82	256.82
98517PA0010012	Rating Area 6	Tobacco User/Non-Tobacco User	16	264.84	264.84
98517PA0010012	Rating Area 6	Tobacco User/Non-Tobacco User	17	272.85	272.85
98517PA0010012	Rating Area 6	Tobacco User/Non-Tobacco User	18	281.48	281.48
98517PA0010012	Rating Area 6	Tobacco User/Non-Tobacco User	19	290.12	290.12

98517PA0010012	Rating Area 6	Tobacco User/Non-Tobacco User	20	299.06	299.06
98517PA0010012	Rating Area 6	Tobacco User/Non-Tobacco User	21	308.32	308.32
98517PA0010012	Rating Area 6	Tobacco User/Non-Tobacco User	22	308.32	308.32
98517PA0010012	Rating Area 6	Tobacco User/Non-Tobacco User	23	308.32	308.32
98517PA0010012	Rating Area 6	Tobacco User/Non-Tobacco User	24	308.32	308.32
98517PA0010012	Rating Area 6	Tobacco User/Non-Tobacco User	25	309.54	325.02
98517PA0010012	Rating Area 6	Tobacco User/Non-Tobacco User	26	315.71	331.49
98517PA0010012	Rating Area 6	Tobacco User/Non-Tobacco User	27	323.11	339.26
98517PA0010012	Rating Area 6	Tobacco User/Non-Tobacco User	28	335.13	351.89
98517PA0010012	Rating Area 6	Tobacco User/Non-Tobacco User	29	345.00	362.25
98517PA0010012	Rating Area 6	Tobacco User/Non-Tobacco User	30	349.93	367.43
98517PA0010012	Rating Area 6	Tobacco User/Non-Tobacco User	31	357.33	375.19
98517PA0010012	Rating Area 6	Tobacco User/Non-Tobacco User	32	364.73	382.96
98517PA0010012	Rating Area 6	Tobacco User/Non-Tobacco User	33	369.35	387.82
98517PA0010012	Rating Area 6	Tobacco User/Non-Tobacco User	34	374.29	393.00
98517PA0010012	Rating Area 6	Tobacco User/Non-Tobacco User	35	376.75	410.66
98517PA0010012	Rating Area 6	Tobacco User/Non-Tobacco User	36	379.22	413.35
98517PA0010012	Rating Area 6	Tobacco User/Non-Tobacco User	37	381.68	416.04
98517PA0010012	Rating Area 6	Tobacco User/Non-Tobacco User	38	384.15	418.72
98517PA0010012	Rating Area 6	Tobacco User/Non-Tobacco User	39	389.08	424.10
98517PA0010012	Rating Area 6	Tobacco User/Non-Tobacco User	40	394.02	429.48
98517PA0010012	Rating Area 6	Tobacco User/Non-Tobacco User	41	401.42	437.54
98517PA0010012	Rating Area 6	Tobacco User/Non-Tobacco User	42	408.51	445.27
98517PA0010012	Rating Area 6	Tobacco User/Non-Tobacco User	43	418.37	456.03
98517PA0010012	Rating Area 6	Tobacco User/Non-Tobacco User	44	430.71	469.47
98517PA0010012	Rating Area 6	Tobacco User/Non-Tobacco User	45	445.20	485.26
98517PA0010012	Rating Area 6	Tobacco User/Non-Tobacco User	46	462.46	504.08
98517PA0010012	Rating Area 6	Tobacco User/Non-Tobacco User	47	481.88	525.25
98517PA0010012	Rating Area 6	Tobacco User/Non-Tobacco User	48	504.08	549.45
98517PA0010012	Rating Area 6	Tobacco User/Non-Tobacco User	49	525.97	573.31
98517PA0010012	Rating Area 6	Tobacco User/Non-Tobacco User	50	550.64	600.19
98517PA0010012	Rating Area 6	Tobacco User/Non-Tobacco User	51	574.99	626.74
98517PA0010012	Rating Area 6	Tobacco User/Non-Tobacco User	52	601.82	655.98
98517PA0010012	Rating Area 6	Tobacco User/Non-Tobacco User	53	628.95	685.55
98517PA0010012	Rating Area 6	Tobacco User/Non-Tobacco User	54	658.24	717.48
98517PA0010012	Rating Area 6	Tobacco User/Non-Tobacco User	55	687.53	773.47
98517PA0010012	Rating Area 6	Tobacco User/Non-Tobacco User	56	719.28	809.19
98517PA0010012	Rating Area 6	Tobacco User/Non-Tobacco User	57	751.34	845.26
98517PA0010012	Rating Area 6	Tobacco User/Non-Tobacco User	58	785.57	883.76
98517PA0010012	Rating Area 6	Tobacco User/Non-Tobacco User	59	802.52	902.84
98517PA0010012	Rating Area 6	Tobacco User/Non-Tobacco User	60	836.75	941.34
98517PA0010012	Rating Area 6	Tobacco User/Non-Tobacco User	61	866.34	974.64
98517PA0010012	Rating Area 6	Tobacco User/Non-Tobacco User	62	885.77	996.49
98517PA0010012	Rating Area 6	Tobacco User/Non-Tobacco User	63	910.12	1023.89
98517PA0010012	Rating Area 6	Tobacco User/Non-Tobacco User	64 and over	924.92	1040.54
98517PA0010013	Rating Area 6	Tobacco User/Non-Tobacco User	0-14	254.08	254.08
98517PA0010013	Rating Area 6	Tobacco User/Non-Tobacco User	15	276.67	276.67
98517PA0010013	Rating Area 6	Tobacco User/Non-Tobacco User	16	285.31	285.31
98517PA0010013	Rating Area 6	Tobacco User/Non-Tobacco User	17	293.94	293.94
98517PA0010013	Rating Area 6	Tobacco User/Non-Tobacco User	18	303.24	303.24
98517PA0010013	Rating Area 6	Tobacco User/Non-Tobacco User	19	312.54	312.54
98517PA0010013	Rating Area 6	Tobacco User/Non-Tobacco User	20	322.17	322.17
98517PA0010013	Rating Area 6	Tobacco User/Non-Tobacco User	21	332.15	332.15
98517PA0010013	Rating Area 6	Tobacco User/Non-Tobacco User	22	332.15	332.15
98517PA0010013	Rating Area 6	Tobacco User/Non-Tobacco User	23	332.15	332.15
98517PA0010013	Rating Area 6	Tobacco User/Non-Tobacco User	24	332.15	332.15
98517PA0010013	Rating Area 6	Tobacco User/Non-Tobacco User	25	333.47	350.14
98517PA0010013	Rating Area 6	Tobacco User/Non-Tobacco User	26	340.11	357.11
98517PA0010013	Rating Area 6	Tobacco User/Non-Tobacco User	27	348.08	365.48
98517PA0010013	Rating Area 6	Tobacco User/Non-Tobacco User	28	361.03	379.08
98517PA0010013	Rating Area 6	Tobacco User/Non-Tobacco User	29	371.66	390.24
98517PA0010013	Rating Area 6	Tobacco User/Non-Tobacco User	30	376.97	395.82

98517PA0010013	Rating Area 6	Tobacco User/Non-Tobacco User	31	384.95	404.19
98517PA0010013	Rating Area 6	Tobacco User/Non-Tobacco User	32	392.92	412.56
98517PA0010013	Rating Area 6	Tobacco User/Non-Tobacco User	33	397.90	417.79
98517PA0010013	Rating Area 6	Tobacco User/Non-Tobacco User	34	403.21	423.37
98517PA0010013	Rating Area 6	Tobacco User/Non-Tobacco User	35	405.87	442.40
98517PA0010013	Rating Area 6	Tobacco User/Non-Tobacco User	36	408.53	445.30
98517PA0010013	Rating Area 6	Tobacco User/Non-Tobacco User	37	411.18	448.19
98517PA0010013	Rating Area 6	Tobacco User/Non-Tobacco User	38	413.84	451.09
98517PA0010013	Rating Area 6	Tobacco User/Non-Tobacco User	39	419.16	456.88
98517PA0010013	Rating Area 6	Tobacco User/Non-Tobacco User	40	424.47	462.67
98517PA0010013	Rating Area 6	Tobacco User/Non-Tobacco User	41	432.44	471.36
98517PA0010013	Rating Area 6	Tobacco User/Non-Tobacco User	42	440.08	479.69
98517PA0010013	Rating Area 6	Tobacco User/Non-Tobacco User	43	450.71	491.27
98517PA0010013	Rating Area 6	Tobacco User/Non-Tobacco User	44	463.99	505.75
98517PA0010013	Rating Area 6	Tobacco User/Non-Tobacco User	45	479.61	522.77
98517PA0010013	Rating Area 6	Tobacco User/Non-Tobacco User	46	498.20	543.04
98517PA0010013	Rating Area 6	Tobacco User/Non-Tobacco User	47	519.13	565.85
98517PA0010013	Rating Area 6	Tobacco User/Non-Tobacco User	48	543.04	591.92
98517PA0010013	Rating Area 6	Tobacco User/Non-Tobacco User	49	566.62	617.62
98517PA0010013	Rating Area 6	Tobacco User/Non-Tobacco User	50	593.20	646.58
98517PA0010013	Rating Area 6	Tobacco User/Non-Tobacco User	51	619.43	675.18
98517PA0010013	Rating Area 6	Tobacco User/Non-Tobacco User	52	648.33	706.68
98517PA0010013	Rating Area 6	Tobacco User/Non-Tobacco User	53	677.56	738.54
98517PA0010013	Rating Area 6	Tobacco User/Non-Tobacco User	54	709.11	772.93
98517PA0010013	Rating Area 6	Tobacco User/Non-Tobacco User	55	740.66	833.25
98517PA0010013	Rating Area 6	Tobacco User/Non-Tobacco User	56	774.87	871.73
98517PA0010013	Rating Area 6	Tobacco User/Non-Tobacco User	57	809.42	910.59
98517PA0010013	Rating Area 6	Tobacco User/Non-Tobacco User	58	846.28	952.07
98517PA0010013	Rating Area 6	Tobacco User/Non-Tobacco User	59	864.55	972.62
98517PA0010013	Rating Area 6	Tobacco User/Non-Tobacco User	60	901.42	1014.10
98517PA0010013	Rating Area 6	Tobacco User/Non-Tobacco User	61	933.30	1049.97
98517PA0010013	Rating Area 6	Tobacco User/Non-Tobacco User	62	954.23	1073.51
98517PA0010013	Rating Area 6	Tobacco User/Non-Tobacco User	63	980.47	1103.03
98517PA0010013	Rating Area 6	Tobacco User/Non-Tobacco User	64 and over	996.41	1120.96
98517PA0010014	Rating Area 6	Tobacco User/Non-Tobacco User	0-14	209.86	209.86
98517PA0010014	Rating Area 6	Tobacco User/Non-Tobacco User	15	228.52	228.52
98517PA0010014	Rating Area 6	Tobacco User/Non-Tobacco User	16	235.65	235.65
98517PA0010014	Rating Area 6	Tobacco User/Non-Tobacco User	17	242.78	242.78
98517PA0010014	Rating Area 6	Tobacco User/Non-Tobacco User	18	250.46	250.46
98517PA0010014	Rating Area 6	Tobacco User/Non-Tobacco User	19	258.14	258.14
98517PA0010014	Rating Area 6	Tobacco User/Non-Tobacco User	20	266.10	266.10
98517PA0010014	Rating Area 6	Tobacco User/Non-Tobacco User	21	274.34	274.34
98517PA0010014	Rating Area 6	Tobacco User/Non-Tobacco User	22	274.34	274.34
98517PA0010014	Rating Area 6	Tobacco User/Non-Tobacco User	23	274.34	274.34
98517PA0010014	Rating Area 6	Tobacco User/Non-Tobacco User	24	274.34	274.34
98517PA0010014	Rating Area 6	Tobacco User/Non-Tobacco User	25	275.43	289.20
98517PA0010014	Rating Area 6	Tobacco User/Non-Tobacco User	26	280.91	294.96
98517PA0010014	Rating Area 6	Tobacco User/Non-Tobacco User	27	287.50	301.87
98517PA0010014	Rating Area 6	Tobacco User/Non-Tobacco User	28	298.20	313.11
98517PA0010014	Rating Area 6	Tobacco User/Non-Tobacco User	29	306.97	322.32
98517PA0010014	Rating Area 6	Tobacco User/Non-Tobacco User	30	311.36	326.93
98517PA0010014	Rating Area 6	Tobacco User/Non-Tobacco User	31	317.95	333.85
98517PA0010014	Rating Area 6	Tobacco User/Non-Tobacco User	32	324.53	340.76
98517PA0010014	Rating Area 6	Tobacco User/Non-Tobacco User	33	328.65	345.08
98517PA0010014	Rating Area 6	Tobacco User/Non-Tobacco User	34	333.04	349.69
98517PA0010014	Rating Area 6	Tobacco User/Non-Tobacco User	35	335.23	365.40
98517PA0010014	Rating Area 6	Tobacco User/Non-Tobacco User	36	337.43	367.79
98517PA0010014	Rating Area 6	Tobacco User/Non-Tobacco User	37	339.62	370.19
98517PA0010014	Rating Area 6	Tobacco User/Non-Tobacco User	38	341.81	372.58
98517PA0010014	Rating Area 6	Tobacco User/Non-Tobacco User	39	346.20	377.36
98517PA0010014	Rating Area 6	Tobacco User/Non-Tobacco User	40	350.59	382.15
98517PA0010014	Rating Area 6	Tobacco User/Non-Tobacco User	41	357.18	389.32



98517PA0010014	Rating Area 6	Tobacco User/Non-Tobacco User	42	363.49	396.20
98517PA0010014	Rating Area 6	Tobacco User/Non-Tobacco User	43	372.27	405.77
98517PA0010014	Rating Area 6	Tobacco User/Non-Tobacco User	44	383.24	417.73
98517PA0010014	Rating Area 6	Tobacco User/Non-Tobacco User	45	396.13	431.78
98517PA0010014	Rating Area 6	Tobacco User/Non-Tobacco User	46	411.49	448.53
98517PA0010014	Rating Area 6	Tobacco User/Non-Tobacco User	47	428.78	467.37
98517PA0010014	Rating Area 6	Tobacco User/Non-Tobacco User	48	448.53	488.90
98517PA0010014	Rating Area 6	Tobacco User/Non-Tobacco User	49	468.01	510.13
98517PA0010014	Rating Area 6	Tobacco User/Non-Tobacco User	50	489.95	534.05
98517PA0010014	Rating Area 6	Tobacco User/Non-Tobacco User	51	511.62	557.67
98517PA0010014	Rating Area 6	Tobacco User/Non-Tobacco User	52	535.49	583.69
98517PA0010014	Rating Area 6	Tobacco User/Non-Tobacco User	53	559.63	610.00
98517PA0010014	Rating Area 6	Tobacco User/Non-Tobacco User	54	585.69	638.41
98517PA0010014	Rating Area 6	Tobacco User/Non-Tobacco User	55	611.76	688.22
98517PA0010014	Rating Area 6	Tobacco User/Non-Tobacco User	56	640.01	720.01
98517PA0010014	Rating Area 6	Tobacco User/Non-Tobacco User	57	668.54	752.11
98517PA0010014	Rating Area 6	Tobacco User/Non-Tobacco User	58	698.99	786.37
98517PA0010014	Rating Area 6	Tobacco User/Non-Tobacco User	59	714.08	803.34
98517PA0010014	Rating Area 6	Tobacco User/Non-Tobacco User	60	744.53	837.60
98517PA0010014	Rating Area 6	Tobacco User/Non-Tobacco User	61	770.87	867.22
98517PA0010014	Rating Area 6	Tobacco User/Non-Tobacco User	62	788.15	886.67
98517PA0010014	Rating Area 6	Tobacco User/Non-Tobacco User	63	809.82	911.05
98517PA0010014	Rating Area 6	Tobacco User/Non-Tobacco User	64 and over	822.99	925.86
98517PA0010015	Rating Area 6	Tobacco User/Non-Tobacco User	0-14	281.05	281.05
98517PA0010015	Rating Area 6	Tobacco User/Non-Tobacco User	15	306.03	306.03
98517PA0010015	Rating Area 6	Tobacco User/Non-Tobacco User	16	315.59	315.59
98517PA0010015	Rating Area 6	Tobacco User/Non-Tobacco User	17	325.14	325.14
98517PA0010015	Rating Area 6	Tobacco User/Non-Tobacco User	18	335.43	335.43
98517PA0010015	Rating Area 6	Tobacco User/Non-Tobacco User	19	345.71	345.71
98517PA0010015	Rating Area 6	Tobacco User/Non-Tobacco User	20	356.37	356.37
98517PA0010015	Rating Area 6	Tobacco User/Non-Tobacco User	21	367.40	367.40
98517PA0010015	Rating Area 6	Tobacco User/Non-Tobacco User	22	367.40	367.40
98517PA0010015	Rating Area 6	Tobacco User/Non-Tobacco User	23	367.40	367.40
98517PA0010015	Rating Area 6	Tobacco User/Non-Tobacco User	24	367.40	367.40
98517PA0010015	Rating Area 6	Tobacco User/Non-Tobacco User	25	368.86	387.30
98517PA0010015	Rating Area 6	Tobacco User/Non-Tobacco User	26	376.21	395.02
98517PA0010015	Rating Area 6	Tobacco User/Non-Tobacco User	27	385.02	404.27
98517PA0010015	Rating Area 6	Tobacco User/Non-Tobacco User	28	399.35	419.32
98517PA0010015	Rating Area 6	Tobacco User/Non-Tobacco User	29	411.11	431.66
98517PA0010015	Rating Area 6	Tobacco User/Non-Tobacco User	30	416.99	437.84
98517PA0010015	Rating Area 6	Tobacco User/Non-Tobacco User	31	425.80	447.09
98517PA0010015	Rating Area 6	Tobacco User/Non-Tobacco User	32	434.62	456.35
98517PA0010015	Rating Area 6	Tobacco User/Non-Tobacco User	33	440.13	462.14
98517PA0010015	Rating Area 6	Tobacco User/Non-Tobacco User	34	446.01	468.31
98517PA0010015	Rating Area 6	Tobacco User/Non-Tobacco User	35	448.95	489.35
98517PA0010015	Rating Area 6	Tobacco User/Non-Tobacco User	36	451.89	492.56
98517PA0010015	Rating Area 6	Tobacco User/Non-Tobacco User	37	454.83	495.76
98517PA0010015	Rating Area 6	Tobacco User/Non-Tobacco User	38	457.77	498.97
98517PA0010015	Rating Area 6	Tobacco User/Non-Tobacco User	39	463.64	505.37
98517PA0010015	Rating Area 6	Tobacco User/Non-Tobacco User	40	469.52	511.78
98517PA0010015	Rating Area 6	Tobacco User/Non-Tobacco User	41	478.34	521.39
98517PA0010015	Rating Area 6	Tobacco User/Non-Tobacco User	42	486.79	530.60
98517PA0010015	Rating Area 6	Tobacco User/Non-Tobacco User	43	498.55	543.42
98517PA0010015	Rating Area 6	Tobacco User/Non-Tobacco User	44	513.24	559.43
98517PA0010015	Rating Area 6	Tobacco User/Non-Tobacco User	45	530.51	578.25
98517PA0010015	Rating Area 6	Tobacco User/Non-Tobacco User	46	551.08	600.68
98517PA0010015	Rating Area 6	Tobacco User/Non-Tobacco User	47	574.23	625.91
98517PA0010015	Rating Area 6	Tobacco User/Non-Tobacco User	48	600.68	654.74
98517PA0010015	Rating Area 6	Tobacco User/Non-Tobacco User	49	626.76	683.17
98517PA0010015	Rating Area 6	Tobacco User/Non-Tobacco User	50	656.16	715.21
98517PA0010015	Rating Area 6	Tobacco User/Non-Tobacco User	51	685.18	746.85
98517PA0010015	Rating Area 6	Tobacco User/Non-Tobacco User	52	717.14	781.69

98517PA0010015	Rating Area 6	Tobacco User/Non-Tobacco User	53	749.47	816.93
98517PA0010015	Rating Area 6	Tobacco User/Non-Tobacco User	54	784.37	854.97
98517PA0010015	Rating Area 6	Tobacco User/Non-Tobacco User	55	819.28	921.69
98517PA0010015	Rating Area 6	Tobacco User/Non-Tobacco User	56	857.12	964.26
98517PA0010015	Rating Area 6	Tobacco User/Non-Tobacco User	57	895.33	1007.24
98517PA0010015	Rating Area 6	Tobacco User/Non-Tobacco User	58	936.11	1053.12
98517PA0010015	Rating Area 6	Tobacco User/Non-Tobacco User	59	956.31	1075.85
98517PA0010015	Rating Area 6	Tobacco User/Non-Tobacco User	60	997.09	1121.73
98517PA0010015	Rating Area 6	Tobacco User/Non-Tobacco User	61	1032.36	1161.41
98517PA0010015	Rating Area 6	Tobacco User/Non-Tobacco User	62	1055.51	1187.45
98517PA0010015	Rating Area 6	Tobacco User/Non-Tobacco User	63	1084.53	1220.10
98517PA0010015	Rating Area 6	Tobacco User/Non-Tobacco User	64 and over	1102.17	1239.94
98517PA0010017	Rating Area 6	Tobacco User/Non-Tobacco User	0-14	301.50	301.50
98517PA0010017	Rating Area 6	Tobacco User/Non-Tobacco User	15	328.30	328.30
98517PA0010017	Rating Area 6	Tobacco User/Non-Tobacco User	16	338.54	338.54
98517PA0010017	Rating Area 6	Tobacco User/Non-Tobacco User	17	348.79	348.79
98517PA0010017	Rating Area 6	Tobacco User/Non-Tobacco User	18	359.83	359.83
98517PA0010017	Rating Area 6	Tobacco User/Non-Tobacco User	19	370.86	370.86
98517PA0010017	Rating Area 6	Tobacco User/Non-Tobacco User	20	382.29	382.29
98517PA0010017	Rating Area 6	Tobacco User/Non-Tobacco User	21	394.12	394.12
98517PA0010017	Rating Area 6	Tobacco User/Non-Tobacco User	22	394.12	394.12
98517PA0010017	Rating Area 6	Tobacco User/Non-Tobacco User	23	394.12	394.12
98517PA0010017	Rating Area 6	Tobacco User/Non-Tobacco User	24	394.12	394.12
98517PA0010017	Rating Area 6	Tobacco User/Non-Tobacco User	25	395.69	415.48
98517PA0010017	Rating Area 6	Tobacco User/Non-Tobacco User	26	403.57	423.75
98517PA0010017	Rating Area 6	Tobacco User/Non-Tobacco User	27	413.03	433.68
98517PA0010017	Rating Area 6	Tobacco User/Non-Tobacco User	28	428.40	449.82
98517PA0010017	Rating Area 6	Tobacco User/Non-Tobacco User	29	441.01	463.06
98517PA0010017	Rating Area 6	Tobacco User/Non-Tobacco User	30	447.32	469.69
98517PA0010017	Rating Area 6	Tobacco User/Non-Tobacco User	31	456.78	479.62
98517PA0010017	Rating Area 6	Tobacco User/Non-Tobacco User	32	466.24	489.55
98517PA0010017	Rating Area 6	Tobacco User/Non-Tobacco User	33	472.15	495.76
98517PA0010017	Rating Area 6	Tobacco User/Non-Tobacco User	34	478.45	502.38
98517PA0010017	Rating Area 6	Tobacco User/Non-Tobacco User	35	481.61	524.95
98517PA0010017	Rating Area 6	Tobacco User/Non-Tobacco User	36	484.76	528.39
98517PA0010017	Rating Area 6	Tobacco User/Non-Tobacco User	37	487.91	531.83
98517PA0010017	Rating Area 6	Tobacco User/Non-Tobacco User	38	491.07	535.26
98517PA0010017	Rating Area 6	Tobacco User/Non-Tobacco User	39	497.37	542.14
98517PA0010017	Rating Area 6	Tobacco User/Non-Tobacco User	40	503.68	549.01
98517PA0010017	Rating Area 6	Tobacco User/Non-Tobacco User	41	513.14	559.32
98517PA0010017	Rating Area 6	Tobacco User/Non-Tobacco User	42	522.20	569.20
98517PA0010017	Rating Area 6	Tobacco User/Non-Tobacco User	43	534.81	582.95
98517PA0010017	Rating Area 6	Tobacco User/Non-Tobacco User	44	550.58	600.13
98517PA0010017	Rating Area 6	Tobacco User/Non-Tobacco User	45	569.10	620.32
98517PA0010017	Rating Area 6	Tobacco User/Non-Tobacco User	46	591.17	644.38
98517PA0010017	Rating Area 6	Tobacco User/Non-Tobacco User	47	616.00	671.44
98517PA0010017	Rating Area 6	Tobacco User/Non-Tobacco User	48	644.38	702.37
98517PA0010017	Rating Area 6	Tobacco User/Non-Tobacco User	49	672.36	732.87
98517PA0010017	Rating Area 6	Tobacco User/Non-Tobacco User	50	703.89	767.24
98517PA0010017	Rating Area 6	Tobacco User/Non-Tobacco User	51	735.02	801.18
98517PA0010017	Rating Area 6	Tobacco User/Non-Tobacco User	52	769.31	838.55
98517PA0010017	Rating Area 6	Tobacco User/Non-Tobacco User	53	803.99	876.35
98517PA0010017	Rating Area 6	Tobacco User/Non-Tobacco User	54	841.43	917.16
98517PA0010017	Rating Area 6	Tobacco User/Non-Tobacco User	55	878.87	988.73
98517PA0010017	Rating Area 6	Tobacco User/Non-Tobacco User	56	919.47	1034.40
98517PA0010017	Rating Area 6	Tobacco User/Non-Tobacco User	57	960.46	1080.51
98517PA0010017	Rating Area 6	Tobacco User/Non-Tobacco User	58	1004.20	1129.73
98517PA0010017	Rating Area 6	Tobacco User/Non-Tobacco User	59	1025.88	1154.11
98517PA0010017	Rating Area 6	Tobacco User/Non-Tobacco User	60	1069.63	1203.33
98517PA0010017	Rating Area 6	Tobacco User/Non-Tobacco User	61	1107.46	1245.89
98517PA0010017	Rating Area 6	Tobacco User/Non-Tobacco User	62	1132.29	1273.83
98517PA0010017	Rating Area 6	Tobacco User/Non-Tobacco User	63	1163.43	1308.85

98517PA0010017	Rating Area 6	Tobacco User/Non-Tobacco User	64 and over	1182.34	1330.14
98517PA0010018	Rating Area 6	Tobacco User/Non-Tobacco User	0-14	217.31	217.31
98517PA0010018	Rating Area 6	Tobacco User/Non-Tobacco User	15	236.62	236.62
98517PA0010018	Rating Area 6	Tobacco User/Non-Tobacco User	16	244.01	244.01
98517PA0010018	Rating Area 6	Tobacco User/Non-Tobacco User	17	251.40	251.40
98517PA0010018	Rating Area 6	Tobacco User/Non-Tobacco User	18	259.35	259.35
98517PA0010018	Rating Area 6	Tobacco User/Non-Tobacco User	19	267.30	267.30
98517PA0010018	Rating Area 6	Tobacco User/Non-Tobacco User	20	275.54	275.54
98517PA0010018	Rating Area 6	Tobacco User/Non-Tobacco User	21	284.07	284.07
98517PA0010018	Rating Area 6	Tobacco User/Non-Tobacco User	22	284.07	284.07
98517PA0010018	Rating Area 6	Tobacco User/Non-Tobacco User	23	284.07	284.07
98517PA0010018	Rating Area 6	Tobacco User/Non-Tobacco User	24	284.07	284.07
98517PA0010018	Rating Area 6	Tobacco User/Non-Tobacco User	25	285.20	299.46
98517PA0010018	Rating Area 6	Tobacco User/Non-Tobacco User	26	290.88	305.42
98517PA0010018	Rating Area 6	Tobacco User/Non-Tobacco User	27	297.70	312.58
98517PA0010018	Rating Area 6	Tobacco User/Non-Tobacco User	28	308.78	324.22
98517PA0010018	Rating Area 6	Tobacco User/Non-Tobacco User	29	317.87	333.76
98517PA0010018	Rating Area 6	Tobacco User/Non-Tobacco User	30	322.41	338.53
98517PA0010018	Rating Area 6	Tobacco User/Non-Tobacco User	31	329.23	345.69
98517PA0010018	Rating Area 6	Tobacco User/Non-Tobacco User	32	336.05	352.85
98517PA0010018	Rating Area 6	Tobacco User/Non-Tobacco User	33	340.31	357.32
98517PA0010018	Rating Area 6	Tobacco User/Non-Tobacco User	34	344.85	362.10
98517PA0010018	Rating Area 6	Tobacco User/Non-Tobacco User	35	347.13	378.37
98517PA0010018	Rating Area 6	Tobacco User/Non-Tobacco User	36	349.40	380.84
98517PA0010018	Rating Area 6	Tobacco User/Non-Tobacco User	37	351.67	383.32
98517PA0010018	Rating Area 6	Tobacco User/Non-Tobacco User	38	353.94	385.80
98517PA0010018	Rating Area 6	Tobacco User/Non-Tobacco User	39	358.49	390.75
98517PA0010018	Rating Area 6	Tobacco User/Non-Tobacco User	40	363.03	395.71
98517PA0010018	Rating Area 6	Tobacco User/Non-Tobacco User	41	369.85	403.14
98517PA0010018	Rating Area 6	Tobacco User/Non-Tobacco User	42	376.38	410.26
98517PA0010018	Rating Area 6	Tobacco User/Non-Tobacco User	43	385.47	420.17
98517PA0010018	Rating Area 6	Tobacco User/Non-Tobacco User	44	396.84	432.55
98517PA0010018	Rating Area 6	Tobacco User/Non-Tobacco User	45	410.19	447.10
98517PA0010018	Rating Area 6	Tobacco User/Non-Tobacco User	46	426.09	464.44
98517PA0010018	Rating Area 6	Tobacco User/Non-Tobacco User	47	443.99	483.95
98517PA0010018	Rating Area 6	Tobacco User/Non-Tobacco User	48	464.44	506.24
98517PA0010018	Rating Area 6	Tobacco User/Non-Tobacco User	49	484.61	528.23
98517PA0010018	Rating Area 6	Tobacco User/Non-Tobacco User	50	507.34	553.00
98517PA0010018	Rating Area 6	Tobacco User/Non-Tobacco User	51	529.78	577.46
98517PA0010018	Rating Area 6	Tobacco User/Non-Tobacco User	52	554.49	604.40
98517PA0010018	Rating Area 6	Tobacco User/Non-Tobacco User	53	579.49	631.64
98517PA0010018	Rating Area 6	Tobacco User/Non-Tobacco User	54	606.47	661.06
98517PA0010018	Rating Area 6	Tobacco User/Non-Tobacco User	55	633.46	712.64
98517PA0010018	Rating Area 6	Tobacco User/Non-Tobacco User	56	662.72	745.56
98517PA0010018	Rating Area 6	Tobacco User/Non-Tobacco User	57	692.26	778.79
98517PA0010018	Rating Area 6	Tobacco User/Non-Tobacco User	58	723.79	814.27
98517PA0010018	Rating Area 6	Tobacco User/Non-Tobacco User	59	739.42	831.84
98517PA0010018	Rating Area 6	Tobacco User/Non-Tobacco User	60	770.95	867.32
98517PA0010018	Rating Area 6	Tobacco User/Non-Tobacco User	61	798.22	897.99
98517PA0010018	Rating Area 6	Tobacco User/Non-Tobacco User	62	816.11	918.13
98517PA0010018	Rating Area 6	Tobacco User/Non-Tobacco User	63	838.55	943.37
98517PA0010018	Rating Area 6	Tobacco User/Non-Tobacco User	64 and over	852.19	958.71
98517PA0010019	Rating Area 6	Tobacco User/Non-Tobacco User	0-14	250.62	250.62
98517PA0010019	Rating Area 6	Tobacco User/Non-Tobacco User	15	272.89	272.89
98517PA0010019	Rating Area 6	Tobacco User/Non-Tobacco User	16	281.41	281.41
98517PA0010019	Rating Area 6	Tobacco User/Non-Tobacco User	17	289.93	289.93
98517PA0010019	Rating Area 6	Tobacco User/Non-Tobacco User	18	299.10	299.10
98517PA0010019	Rating Area 6	Tobacco User/Non-Tobacco User	19	308.27	308.27
98517PA0010019	Rating Area 6	Tobacco User/Non-Tobacco User	20	317.77	317.77
98517PA0010019	Rating Area 6	Tobacco User/Non-Tobacco User	21	327.61	327.61
98517PA0010019	Rating Area 6	Tobacco User/Non-Tobacco User	22	327.61	327.61
98517PA0010019	Rating Area 6	Tobacco User/Non-Tobacco User	23	327.61	327.61

98517PA0010019	Rating Area 6	Tobacco User/Non-Tobacco User	24	327.61	327.61
98517PA0010019	Rating Area 6	Tobacco User/Non-Tobacco User	25	328.91	345.36
98517PA0010019	Rating Area 6	Tobacco User/Non-Tobacco User	26	335.46	352.24
98517PA0010019	Rating Area 6	Tobacco User/Non-Tobacco User	27	343.33	360.49
98517PA0010019	Rating Area 6	Tobacco User/Non-Tobacco User	28	356.10	373.91
98517PA0010019	Rating Area 6	Tobacco User/Non-Tobacco User	29	366.59	384.92
98517PA0010019	Rating Area 6	Tobacco User/Non-Tobacco User	30	371.83	390.42
98517PA0010019	Rating Area 6	Tobacco User/Non-Tobacco User	31	379.69	398.68
98517PA0010019	Rating Area 6	Tobacco User/Non-Tobacco User	32	387.55	406.93
98517PA0010019	Rating Area 6	Tobacco User/Non-Tobacco User	33	392.47	412.09
98517PA0010019	Rating Area 6	Tobacco User/Non-Tobacco User	34	397.71	417.59
98517PA0010019	Rating Area 6	Tobacco User/Non-Tobacco User	35	400.33	436.36
98517PA0010019	Rating Area 6	Tobacco User/Non-Tobacco User	36	402.95	439.22
98517PA0010019	Rating Area 6	Tobacco User/Non-Tobacco User	37	405.57	442.07
98517PA0010019	Rating Area 6	Tobacco User/Non-Tobacco User	38	408.19	444.93
98517PA0010019	Rating Area 6	Tobacco User/Non-Tobacco User	39	413.43	450.64
98517PA0010019	Rating Area 6	Tobacco User/Non-Tobacco User	40	418.68	456.36
98517PA0010019	Rating Area 6	Tobacco User/Non-Tobacco User	41	426.54	464.93
98517PA0010019	Rating Area 6	Tobacco User/Non-Tobacco User	42	434.07	473.14
98517PA0010019	Rating Area 6	Tobacco User/Non-Tobacco User	43	444.56	484.57
98517PA0010019	Rating Area 6	Tobacco User/Non-Tobacco User	44	457.66	498.85
98517PA0010019	Rating Area 6	Tobacco User/Non-Tobacco User	45	473.06	515.63
98517PA0010019	Rating Area 6	Tobacco User/Non-Tobacco User	46	491.40	535.63
98517PA0010019	Rating Area 6	Tobacco User/Non-Tobacco User	47	512.04	558.13
98517PA0010019	Rating Area 6	Tobacco User/Non-Tobacco User	48	535.63	583.84
98517PA0010019	Rating Area 6	Tobacco User/Non-Tobacco User	49	558.89	609.19
98517PA0010019	Rating Area 6	Tobacco User/Non-Tobacco User	50	585.10	637.76
98517PA0010019	Rating Area 6	Tobacco User/Non-Tobacco User	51	610.98	665.97
98517PA0010019	Rating Area 6	Tobacco User/Non-Tobacco User	52	639.48	697.03
98517PA0010019	Rating Area 6	Tobacco User/Non-Tobacco User	53	668.31	728.46
98517PA0010019	Rating Area 6	Tobacco User/Non-Tobacco User	54	699.43	762.38
98517PA0010019	Rating Area 6	Tobacco User/Non-Tobacco User	55	730.55	821.87
98517PA0010019	Rating Area 6	Tobacco User/Non-Tobacco User	56	764.30	859.83
98517PA0010019	Rating Area 6	Tobacco User/Non-Tobacco User	57	798.37	898.16
98517PA0010019	Rating Area 6	Tobacco User/Non-Tobacco User	58	834.73	939.07
98517PA0010019	Rating Area 6	Tobacco User/Non-Tobacco User	59	852.75	959.34
98517PA0010019	Rating Area 6	Tobacco User/Non-Tobacco User	60	889.11	1000.25
98517PA0010019	Rating Area 6	Tobacco User/Non-Tobacco User	61	920.56	1035.63
98517PA0010019	Rating Area 6	Tobacco User/Non-Tobacco User	62	941.20	1058.85
98517PA0010019	Rating Area 6	Tobacco User/Non-Tobacco User	63	967.08	1087.97
98517PA0010019	Rating Area 6	Tobacco User/Non-Tobacco User	64 and over	982.81	1105.66
98517PA0010021	Rating Area 6	Tobacco User/Non-Tobacco User	0-14	209.26	209.26
98517PA0010021	Rating Area 6	Tobacco User/Non-Tobacco User	15	227.86	227.86
98517PA0010021	Rating Area 6	Tobacco User/Non-Tobacco User	16	234.97	234.97
98517PA0010021	Rating Area 6	Tobacco User/Non-Tobacco User	17	242.09	242.09
98517PA0010021	Rating Area 6	Tobacco User/Non-Tobacco User	18	249.75	249.75
98517PA0010021	Rating Area 6	Tobacco User/Non-Tobacco User	19	257.41	257.41
98517PA0010021	Rating Area 6	Tobacco User/Non-Tobacco User	20	265.34	265.34
98517PA0010021	Rating Area 6	Tobacco User/Non-Tobacco User	21	273.55	273.55
98517PA0010021	Rating Area 6	Tobacco User/Non-Tobacco User	22	273.55	273.55
98517PA0010021	Rating Area 6	Tobacco User/Non-Tobacco User	23	273.55	273.55
98517PA0010021	Rating Area 6	Tobacco User/Non-Tobacco User	24	273.55	273.55
98517PA0010021	Rating Area 6	Tobacco User/Non-Tobacco User	25	274.64	288.37
98517PA0010021	Rating Area 6	Tobacco User/Non-Tobacco User	26	280.11	294.12
98517PA0010021	Rating Area 6	Tobacco User/Non-Tobacco User	27	286.67	301.01
98517PA0010021	Rating Area 6	Tobacco User/Non-Tobacco User	28	297.34	312.21
98517PA0010021	Rating Area 6	Tobacco User/Non-Tobacco User	29	306.10	321.40
98517PA0010021	Rating Area 6	Tobacco User/Non-Tobacco User	30	310.47	326.00
98517PA0010021	Rating Area 6	Tobacco User/Non-Tobacco User	31	317.04	332.89
98517PA0010021	Rating Area 6	Tobacco User/Non-Tobacco User	32	323.60	339.78
98517PA0010021	Rating Area 6	Tobacco User/Non-Tobacco User	33	327.71	344.09
98517PA0010021	Rating Area 6	Tobacco User/Non-Tobacco User	34	332.08	348.69

98517PA0010021	Rating Area 6	Tobacco User/Non-Tobacco User	35	334.27	364.36
98517PA0010021	Rating Area 6	Tobacco User/Non-Tobacco User	36	336.46	366.74
98517PA0010021	Rating Area 6	Tobacco User/Non-Tobacco User	37	338.65	369.13
98517PA0010021	Rating Area 6	Tobacco User/Non-Tobacco User	38	340.84	371.51
98517PA0010021	Rating Area 6	Tobacco User/Non-Tobacco User	39	345.21	376.28
98517PA0010021	Rating Area 6	Tobacco User/Non-Tobacco User	40	349.59	381.05
98517PA0010021	Rating Area 6	Tobacco User/Non-Tobacco User	41	356.16	388.21
98517PA0010021	Rating Area 6	Tobacco User/Non-Tobacco User	42	362.45	395.07
98517PA0010021	Rating Area 6	Tobacco User/Non-Tobacco User	43	371.20	404.61
98517PA0010021	Rating Area 6	Tobacco User/Non-Tobacco User	44	382.14	416.53
98517PA0010021	Rating Area 6	Tobacco User/Non-Tobacco User	45	395.00	430.55
98517PA0010021	Rating Area 6	Tobacco User/Non-Tobacco User	46	410.32	447.25
98517PA0010021	Rating Area 6	Tobacco User/Non-Tobacco User	47	427.55	466.03
98517PA0010021	Rating Area 6	Tobacco User/Non-Tobacco User	48	447.25	487.50
98517PA0010021	Rating Area 6	Tobacco User/Non-Tobacco User	49	466.67	508.67
98517PA0010021	Rating Area 6	Tobacco User/Non-Tobacco User	50	488.55	532.52
98517PA0010021	Rating Area 6	Tobacco User/Non-Tobacco User	51	510.16	556.08
98517PA0010021	Rating Area 6	Tobacco User/Non-Tobacco User	52	533.96	582.02
98517PA0010021	Rating Area 6	Tobacco User/Non-Tobacco User	53	558.03	608.25
98517PA0010021	Rating Area 6	Tobacco User/Non-Tobacco User	54	584.02	636.58
98517PA0010021	Rating Area 6	Tobacco User/Non-Tobacco User	55	610.00	686.26
98517PA0010021	Rating Area 6	Tobacco User/Non-Tobacco User	56	638.18	717.95
98517PA0010021	Rating Area 6	Tobacco User/Non-Tobacco User	57	666.63	749.96
98517PA0010021	Rating Area 6	Tobacco User/Non-Tobacco User	58	696.99	784.12
98517PA0010021	Rating Area 6	Tobacco User/Non-Tobacco User	59	712.04	801.04
98517PA0010021	Rating Area 6	Tobacco User/Non-Tobacco User	60	742.40	835.20
98517PA0010021	Rating Area 6	Tobacco User/Non-Tobacco User	61	768.66	864.74
98517PA0010021	Rating Area 6	Tobacco User/Non-Tobacco User	62	785.89	884.13
98517PA0010021	Rating Area 6	Tobacco User/Non-Tobacco User	63	807.50	908.44
98517PA0010021	Rating Area 6	Tobacco User/Non-Tobacco User	64 and over	820.63	923.21
98517PA0010022	Rating Area 6	Tobacco User/Non-Tobacco User	0-14	225.35	225.35
98517PA0010022	Rating Area 6	Tobacco User/Non-Tobacco User	15	245.38	245.38
98517PA0010022	Rating Area 6	Tobacco User/Non-Tobacco User	16	253.04	253.04
98517PA0010022	Rating Area 6	Tobacco User/Non-Tobacco User	17	260.70	260.70
98517PA0010022	Rating Area 6	Tobacco User/Non-Tobacco User	18	268.95	268.95
98517PA0010022	Rating Area 6	Tobacco User/Non-Tobacco User	19	277.19	277.19
98517PA0010022	Rating Area 6	Tobacco User/Non-Tobacco User	20	285.74	285.74
98517PA0010022	Rating Area 6	Tobacco User/Non-Tobacco User	21	294.58	294.58
98517PA0010022	Rating Area 6	Tobacco User/Non-Tobacco User	22	294.58	294.58
98517PA0010022	Rating Area 6	Tobacco User/Non-Tobacco User	23	294.58	294.58
98517PA0010022	Rating Area 6	Tobacco User/Non-Tobacco User	24	294.58	294.58
98517PA0010022	Rating Area 6	Tobacco User/Non-Tobacco User	25	295.75	310.54
98517PA0010022	Rating Area 6	Tobacco User/Non-Tobacco User	26	301.64	316.73
98517PA0010022	Rating Area 6	Tobacco User/Non-Tobacco User	27	308.71	324.15
98517PA0010022	Rating Area 6	Tobacco User/Non-Tobacco User	28	320.20	336.21
98517PA0010022	Rating Area 6	Tobacco User/Non-Tobacco User	29	329.63	346.11
98517PA0010022	Rating Area 6	Tobacco User/Non-Tobacco User	30	334.34	351.06
98517PA0010022	Rating Area 6	Tobacco User/Non-Tobacco User	31	341.41	358.48
98517PA0010022	Rating Area 6	Tobacco User/Non-Tobacco User	32	348.48	365.91
98517PA0010022	Rating Area 6	Tobacco User/Non-Tobacco User	33	352.90	370.55
98517PA0010022	Rating Area 6	Tobacco User/Non-Tobacco User	34	357.61	375.49
98517PA0010022	Rating Area 6	Tobacco User/Non-Tobacco User	35	359.97	392.37
98517PA0010022	Rating Area 6	Tobacco User/Non-Tobacco User	36	362.33	394.94
98517PA0010022	Rating Area 6	Tobacco User/Non-Tobacco User	37	364.68	397.50
98517PA0010022	Rating Area 6	Tobacco User/Non-Tobacco User	38	367.04	400.07
98517PA0010022	Rating Area 6	Tobacco User/Non-Tobacco User	39	371.75	405.21
98517PA0010022	Rating Area 6	Tobacco User/Non-Tobacco User	40	376.47	410.35
98517PA0010022	Rating Area 6	Tobacco User/Non-Tobacco User	41	383.54	418.05
98517PA0010022	Rating Area 6	Tobacco User/Non-Tobacco User	42	390.31	425.44
98517PA0010022	Rating Area 6	Tobacco User/Non-Tobacco User	43	399.74	435.71
98517PA0010022	Rating Area 6	Tobacco User/Non-Tobacco User	44	411.52	448.56
98517PA0010022	Rating Area 6	Tobacco User/Non-Tobacco User	45	425.37	463.65

98517PA0010022	Rating Area 6	Tobacco User/Non-Tobacco User	46	441.86	481.63
98517PA0010022	Rating Area 6	Tobacco User/Non-Tobacco User	47	460.42	501.86
98517PA0010022	Rating Area 6	Tobacco User/Non-Tobacco User	48	481.63	524.98
98517PA0010022	Rating Area 6	Tobacco User/Non-Tobacco User	49	502.54	547.77
98517PA0010022	Rating Area 6	Tobacco User/Non-Tobacco User	50	526.11	573.46
98517PA0010022	Rating Area 6	Tobacco User/Non-Tobacco User	51	549.38	598.83
98517PA0010022	Rating Area 6	Tobacco User/Non-Tobacco User	52	575.01	626.76
98517PA0010022	Rating Area 6	Tobacco User/Non-Tobacco User	53	600.93	655.02
98517PA0010022	Rating Area 6	Tobacco User/Non-Tobacco User	54	628.92	685.52
98517PA0010022	Rating Area 6	Tobacco User/Non-Tobacco User	55	656.90	739.01
98517PA0010022	Rating Area 6	Tobacco User/Non-Tobacco User	56	687.24	773.15
98517PA0010022	Rating Area 6	Tobacco User/Non-Tobacco User	57	717.88	807.61
98517PA0010022	Rating Area 6	Tobacco User/Non-Tobacco User	58	750.58	844.40
98517PA0010022	Rating Area 6	Tobacco User/Non-Tobacco User	59	766.78	862.62
98517PA0010022	Rating Area 6	Tobacco User/Non-Tobacco User	60	799.48	899.41
98517PA0010022	Rating Area 6	Tobacco User/Non-Tobacco User	61	827.75	931.22
98517PA0010022	Rating Area 6	Tobacco User/Non-Tobacco User	62	846.31	952.10
98517PA0010022	Rating Area 6	Tobacco User/Non-Tobacco User	63	869.58	978.28
98517PA0010022	Rating Area 6	Tobacco User/Non-Tobacco User	64 and over	883.72	994.19
98517PA0010023	Rating Area 6	Tobacco User/Non-Tobacco User	0-14	228.01	228.01
98517PA0010023	Rating Area 6	Tobacco User/Non-Tobacco User	15	248.28	248.28
98517PA0010023	Rating Area 6	Tobacco User/Non-Tobacco User	16	256.03	256.03
98517PA0010023	Rating Area 6	Tobacco User/Non-Tobacco User	17	263.78	263.78
98517PA0010023	Rating Area 6	Tobacco User/Non-Tobacco User	18	272.12	272.12
98517PA0010023	Rating Area 6	Tobacco User/Non-Tobacco User	19	280.47	280.47
98517PA0010023	Rating Area 6	Tobacco User/Non-Tobacco User	20	289.11	289.11
98517PA0010023	Rating Area 6	Tobacco User/Non-Tobacco User	21	298.06	298.06
98517PA0010023	Rating Area 6	Tobacco User/Non-Tobacco User	22	298.06	298.06
98517PA0010023	Rating Area 6	Tobacco User/Non-Tobacco User	23	298.06	298.06
98517PA0010023	Rating Area 6	Tobacco User/Non-Tobacco User	24	298.06	298.06
98517PA0010023	Rating Area 6	Tobacco User/Non-Tobacco User	25	299.25	314.21
98517PA0010023	Rating Area 6	Tobacco User/Non-Tobacco User	26	305.21	320.47
98517PA0010023	Rating Area 6	Tobacco User/Non-Tobacco User	27	312.36	327.98
98517PA0010023	Rating Area 6	Tobacco User/Non-Tobacco User	28	323.98	340.18
98517PA0010023	Rating Area 6	Tobacco User/Non-Tobacco User	29	333.52	350.20
98517PA0010023	Rating Area 6	Tobacco User/Non-Tobacco User	30	338.29	355.21
98517PA0010023	Rating Area 6	Tobacco User/Non-Tobacco User	31	345.44	362.72
98517PA0010023	Rating Area 6	Tobacco User/Non-Tobacco User	32	352.60	370.23
98517PA0010023	Rating Area 6	Tobacco User/Non-Tobacco User	33	357.07	374.92
98517PA0010023	Rating Area 6	Tobacco User/Non-Tobacco User	34	361.84	379.93
98517PA0010023	Rating Area 6	Tobacco User/Non-Tobacco User	35	364.22	397.00
98517PA0010023	Rating Area 6	Tobacco User/Non-Tobacco User	36	366.61	399.60
98517PA0010023	Rating Area 6	Tobacco User/Non-Tobacco User	37	368.99	402.20
98517PA0010023	Rating Area 6	Tobacco User/Non-Tobacco User	38	371.38	404.80
98517PA0010023	Rating Area 6	Tobacco User/Non-Tobacco User	39	376.14	410.00
98517PA0010023	Rating Area 6	Tobacco User/Non-Tobacco User	40	380.91	415.20
98517PA0010023	Rating Area 6	Tobacco User/Non-Tobacco User	41	388.07	422.99
98517PA0010023	Rating Area 6	Tobacco User/Non-Tobacco User	42	394.92	430.46
98517PA0010023	Rating Area 6	Tobacco User/Non-Tobacco User	43	404.46	440.86
98517PA0010023	Rating Area 6	Tobacco User/Non-Tobacco User	44	416.38	453.86
98517PA0010023	Rating Area 6	Tobacco User/Non-Tobacco User	45	430.39	469.13
98517PA0010023	Rating Area 6	Tobacco User/Non-Tobacco User	46	447.08	487.32
98517PA0010023	Rating Area 6	Tobacco User/Non-Tobacco User	47	465.86	507.79
98517PA0010023	Rating Area 6	Tobacco User/Non-Tobacco User	48	487.32	531.18
98517PA0010023	Rating Area 6	Tobacco User/Non-Tobacco User	49	508.48	554.24
98517PA0010023	Rating Area 6	Tobacco User/Non-Tobacco User	50	532.32	580.23
98517PA0010023	Rating Area 6	Tobacco User/Non-Tobacco User	51	555.87	605.90
98517PA0010023	Rating Area 6	Tobacco User/Non-Tobacco User	52	581.80	634.16
98517PA0010023	Rating Area 6	Tobacco User/Non-Tobacco User	53	608.03	662.75
98517PA0010023	Rating Area 6	Tobacco User/Non-Tobacco User	54	636.35	693.62
98517PA0010023	Rating Area 6	Tobacco User/Non-Tobacco User	55	664.66	747.74
98517PA0010023	Rating Area 6	Tobacco User/Non-Tobacco User	56	695.36	782.28

98517PA0010023	Rating Area 6	Tobacco User/Non-Tobacco User	57	726.36	817.15
98517PA0010023	Rating Area 6	Tobacco User/Non-Tobacco User	58	759.44	854.37
98517PA0010023	Rating Area 6	Tobacco User/Non-Tobacco User	59	775.83	872.81
98517PA0010023	Rating Area 6	Tobacco User/Non-Tobacco User	60	808.92	910.03
98517PA0010023	Rating Area 6	Tobacco User/Non-Tobacco User	61	837.53	942.22
98517PA0010023	Rating Area 6	Tobacco User/Non-Tobacco User	62	856.31	963.35
98517PA0010023	Rating Area 6	Tobacco User/Non-Tobacco User	63	879.86	989.84
98517PA0010023	Rating Area 6	Tobacco User/Non-Tobacco User	64 and over	894.16	1005.93
98517PA0010024	Rating Area 6	Tobacco User/Non-Tobacco User	0-14	211.68	211.68
98517PA0010024	Rating Area 6	Tobacco User/Non-Tobacco User	15	230.49	230.49
98517PA0010024	Rating Area 6	Tobacco User/Non-Tobacco User	16	237.69	237.69
98517PA0010024	Rating Area 6	Tobacco User/Non-Tobacco User	17	244.88	244.88
98517PA0010024	Rating Area 6	Tobacco User/Non-Tobacco User	18	252.63	252.63
98517PA0010024	Rating Area 6	Tobacco User/Non-Tobacco User	19	260.38	260.38
98517PA0010024	Rating Area 6	Tobacco User/Non-Tobacco User	20	268.40	268.40
98517PA0010024	Rating Area 6	Tobacco User/Non-Tobacco User	21	276.71	276.71
98517PA0010024	Rating Area 6	Tobacco User/Non-Tobacco User	22	276.71	276.71
98517PA0010024	Rating Area 6	Tobacco User/Non-Tobacco User	23	276.71	276.71
98517PA0010024	Rating Area 6	Tobacco User/Non-Tobacco User	24	276.71	276.71
98517PA0010024	Rating Area 6	Tobacco User/Non-Tobacco User	25	277.81	291.70
98517PA0010024	Rating Area 6	Tobacco User/Non-Tobacco User	26	283.34	297.51
98517PA0010024	Rating Area 6	Tobacco User/Non-Tobacco User	27	289.98	304.48
98517PA0010024	Rating Area 6	Tobacco User/Non-Tobacco User	28	300.78	315.81
98517PA0010024	Rating Area 6	Tobacco User/Non-Tobacco User	29	309.63	325.11
98517PA0010024	Rating Area 6	Tobacco User/Non-Tobacco User	30	314.06	329.76
98517PA0010024	Rating Area 6	Tobacco User/Non-Tobacco User	31	320.70	336.73
98517PA0010024	Rating Area 6	Tobacco User/Non-Tobacco User	32	327.34	343.71
98517PA0010024	Rating Area 6	Tobacco User/Non-Tobacco User	33	331.49	348.06
98517PA0010024	Rating Area 6	Tobacco User/Non-Tobacco User	34	335.92	352.71
98517PA0010024	Rating Area 6	Tobacco User/Non-Tobacco User	35	338.13	368.56
98517PA0010024	Rating Area 6	Tobacco User/Non-Tobacco User	36	340.34	370.97
98517PA0010024	Rating Area 6	Tobacco User/Non-Tobacco User	37	342.56	373.39
98517PA0010024	Rating Area 6	Tobacco User/Non-Tobacco User	38	344.77	375.80
98517PA0010024	Rating Area 6	Tobacco User/Non-Tobacco User	39	349.20	380.63
98517PA0010024	Rating Area 6	Tobacco User/Non-Tobacco User	40	353.63	385.45
98517PA0010024	Rating Area 6	Tobacco User/Non-Tobacco User	41	360.27	392.69
98517PA0010024	Rating Area 6	Tobacco User/Non-Tobacco User	42	366.63	399.63
98517PA0010024	Rating Area 6	Tobacco User/Non-Tobacco User	43	375.48	409.28
98517PA0010024	Rating Area 6	Tobacco User/Non-Tobacco User	44	386.55	421.34
98517PA0010024	Rating Area 6	Tobacco User/Non-Tobacco User	45	399.56	435.52
98517PA0010024	Rating Area 6	Tobacco User/Non-Tobacco User	46	415.05	452.41
98517PA0010024	Rating Area 6	Tobacco User/Non-Tobacco User	47	432.49	471.41
98517PA0010024	Rating Area 6	Tobacco User/Non-Tobacco User	48	452.41	493.12
98517PA0010024	Rating Area 6	Tobacco User/Non-Tobacco User	49	472.05	514.54
98517PA0010024	Rating Area 6	Tobacco User/Non-Tobacco User	50	494.19	538.67
98517PA0010024	Rating Area 6	Tobacco User/Non-Tobacco User	51	516.05	562.49
98517PA0010024	Rating Area 6	Tobacco User/Non-Tobacco User	52	540.12	588.73
98517PA0010024	Rating Area 6	Tobacco User/Non-Tobacco User	53	564.47	615.27
98517PA0010024	Rating Area 6	Tobacco User/Non-Tobacco User	54	590.76	643.93
98517PA0010024	Rating Area 6	Tobacco User/Non-Tobacco User	55	617.05	694.18
98517PA0010024	Rating Area 6	Tobacco User/Non-Tobacco User	56	645.55	726.24
98517PA0010024	Rating Area 6	Tobacco User/Non-Tobacco User	57	674.32	758.61
98517PA0010024	Rating Area 6	Tobacco User/Non-Tobacco User	58	705.04	793.17
98517PA0010024	Rating Area 6	Tobacco User/Non-Tobacco User	59	720.26	810.29
98517PA0010024	Rating Area 6	Tobacco User/Non-Tobacco User	60	750.97	844.84
98517PA0010024	Rating Area 6	Tobacco User/Non-Tobacco User	61	777.53	874.72
98517PA0010024	Rating Area 6	Tobacco User/Non-Tobacco User	62	794.96	894.34
98517PA0010024	Rating Area 6	Tobacco User/Non-Tobacco User	63	816.82	918.93
98517PA0010024	Rating Area 6	Tobacco User/Non-Tobacco User	64 and over	830.11	933.87
98517PA0010025	Rating Area 6	Tobacco User/Non-Tobacco User	0-14	277.25	277.25
98517PA0010025	Rating Area 6	Tobacco User/Non-Tobacco User	15	301.90	301.90
98517PA0010025	Rating Area 6	Tobacco User/Non-Tobacco User	16	311.32	311.32

98517PA0010025	Rating Area 6	Tobacco User/Non-Tobacco User	17	320.74	320.74
98517PA0010025	Rating Area 6	Tobacco User/Non-Tobacco User	18	330.89	330.89
98517PA0010025	Rating Area 6	Tobacco User/Non-Tobacco User	19	341.04	341.04
98517PA0010025	Rating Area 6	Tobacco User/Non-Tobacco User	20	351.55	351.55
98517PA0010025	Rating Area 6	Tobacco User/Non-Tobacco User	21	362.43	362.43
98517PA0010025	Rating Area 6	Tobacco User/Non-Tobacco User	22	362.43	362.43
98517PA0010025	Rating Area 6	Tobacco User/Non-Tobacco User	23	362.43	362.43
98517PA0010025	Rating Area 6	Tobacco User/Non-Tobacco User	24	362.43	362.43
98517PA0010025	Rating Area 6	Tobacco User/Non-Tobacco User	25	363.87	382.06
98517PA0010025	Rating Area 6	Tobacco User/Non-Tobacco User	26	371.12	389.67
98517PA0010025	Rating Area 6	Tobacco User/Non-Tobacco User	27	379.82	398.81
98517PA0010025	Rating Area 6	Tobacco User/Non-Tobacco User	28	393.95	413.65
98517PA0010025	Rating Area 6	Tobacco User/Non-Tobacco User	29	405.55	425.82
98517PA0010025	Rating Area 6	Tobacco User/Non-Tobacco User	30	411.35	431.91
98517PA0010025	Rating Area 6	Tobacco User/Non-Tobacco User	31	420.04	441.05
98517PA0010025	Rating Area 6	Tobacco User/Non-Tobacco User	32	428.74	450.18
98517PA0010025	Rating Area 6	Tobacco User/Non-Tobacco User	33	434.18	455.89
98517PA0010025	Rating Area 6	Tobacco User/Non-Tobacco User	34	439.98	461.98
98517PA0010025	Rating Area 6	Tobacco User/Non-Tobacco User	35	442.88	482.74
98517PA0010025	Rating Area 6	Tobacco User/Non-Tobacco User	36	445.78	485.90
98517PA0010025	Rating Area 6	Tobacco User/Non-Tobacco User	37	448.68	489.06
98517PA0010025	Rating Area 6	Tobacco User/Non-Tobacco User	38	451.57	492.22
98517PA0010025	Rating Area 6	Tobacco User/Non-Tobacco User	39	457.37	498.54
98517PA0010025	Rating Area 6	Tobacco User/Non-Tobacco User	40	463.17	504.86
98517PA0010025	Rating Area 6	Tobacco User/Non-Tobacco User	41	471.87	514.34
98517PA0010025	Rating Area 6	Tobacco User/Non-Tobacco User	42	480.21	523.42
98517PA0010025	Rating Area 6	Tobacco User/Non-Tobacco User	43	491.80	536.07
98517PA0010025	Rating Area 6	Tobacco User/Non-Tobacco User	44	506.30	551.87
98517PA0010025	Rating Area 6	Tobacco User/Non-Tobacco User	45	523.33	570.43
98517PA0010025	Rating Area 6	Tobacco User/Non-Tobacco User	46	543.63	592.56
98517PA0010025	Rating Area 6	Tobacco User/Non-Tobacco User	47	566.46	617.44
98517PA0010025	Rating Area 6	Tobacco User/Non-Tobacco User	48	592.56	645.89
98517PA0010025	Rating Area 6	Tobacco User/Non-Tobacco User	49	618.29	673.93
98517PA0010025	Rating Area 6	Tobacco User/Non-Tobacco User	50	647.28	705.54
98517PA0010025	Rating Area 6	Tobacco User/Non-Tobacco User	51	675.91	736.74
98517PA0010025	Rating Area 6	Tobacco User/Non-Tobacco User	52	707.44	771.11
98517PA0010025	Rating Area 6	Tobacco User/Non-Tobacco User	53	739.34	805.88
98517PA0010025	Rating Area 6	Tobacco User/Non-Tobacco User	54	773.77	843.40
98517PA0010025	Rating Area 6	Tobacco User/Non-Tobacco User	55	808.20	909.22
98517PA0010025	Rating Area 6	Tobacco User/Non-Tobacco User	56	845.52	951.22
98517PA0010025	Rating Area 6	Tobacco User/Non-Tobacco User	57	883.22	993.62
98517PA0010025	Rating Area 6	Tobacco User/Non-Tobacco User	58	923.44	1038.88
98517PA0010025	Rating Area 6	Tobacco User/Non-Tobacco User	59	943.38	1061.30
98517PA0010025	Rating Area 6	Tobacco User/Non-Tobacco User	60	983.61	1106.56
98517PA0010025	Rating Area 6	Tobacco User/Non-Tobacco User	61	1018.40	1145.70
98517PA0010025	Rating Area 6	Tobacco User/Non-Tobacco User	62	1041.23	1171.39
98517PA0010025	Rating Area 6	Tobacco User/Non-Tobacco User	63	1069.86	1203.60
98517PA0010025	Rating Area 6	Tobacco User/Non-Tobacco User	64 and over	1087.26	1223.17
98517PA0010026	Rating Area 6	Tobacco User/Non-Tobacco User	0-14	297.75	297.75
98517PA0010026	Rating Area 6	Tobacco User/Non-Tobacco User	15	324.22	324.22
98517PA0010026	Rating Area 6	Tobacco User/Non-Tobacco User	16	334.34	334.34
98517PA0010026	Rating Area 6	Tobacco User/Non-Tobacco User	17	344.46	344.46
98517PA0010026	Rating Area 6	Tobacco User/Non-Tobacco User	18	355.36	355.36
98517PA0010026	Rating Area 6	Tobacco User/Non-Tobacco User	19	366.26	366.26
98517PA0010026	Rating Area 6	Tobacco User/Non-Tobacco User	20	377.54	377.54
98517PA0010026	Rating Area 6	Tobacco User/Non-Tobacco User	21	389.23	389.23
98517PA0010026	Rating Area 6	Tobacco User/Non-Tobacco User	22	389.23	389.23
98517PA0010026	Rating Area 6	Tobacco User/Non-Tobacco User	23	389.23	389.23
98517PA0010026	Rating Area 6	Tobacco User/Non-Tobacco User	24	389.23	389.23
98517PA0010026	Rating Area 6	Tobacco User/Non-Tobacco User	25	390.78	410.32
98517PA0010026	Rating Area 6	Tobacco User/Non-Tobacco User	26	398.56	418.49
98517PA0010026	Rating Area 6	Tobacco User/Non-Tobacco User	27	407.90	428.30



98517PA0010026	Rating Area 6	Tobacco User/Non-Tobacco User	28	423.08	444.24
98517PA0010026	Rating Area 6	Tobacco User/Non-Tobacco User	29	435.54	457.32
98517PA0010026	Rating Area 6	Tobacco User/Non-Tobacco User	30	441.77	463.85
98517PA0010026	Rating Area 6	Tobacco User/Non-Tobacco User	31	451.11	473.66
98517PA0010026	Rating Area 6	Tobacco User/Non-Tobacco User	32	460.45	483.47
98517PA0010026	Rating Area 6	Tobacco User/Non-Tobacco User	33	466.29	489.60
98517PA0010026	Rating Area 6	Tobacco User/Non-Tobacco User	34	472.51	496.14
98517PA0010026	Rating Area 6	Tobacco User/Non-Tobacco User	35	475.63	518.43
98517PA0010026	Rating Area 6	Tobacco User/Non-Tobacco User	36	478.74	521.83
98517PA0010026	Rating Area 6	Tobacco User/Non-Tobacco User	37	481.86	525.22
98517PA0010026	Rating Area 6	Tobacco User/Non-Tobacco User	38	484.97	528.62
98517PA0010026	Rating Area 6	Tobacco User/Non-Tobacco User	39	491.20	535.40
98517PA0010026	Rating Area 6	Tobacco User/Non-Tobacco User	40	497.42	542.19
98517PA0010026	Rating Area 6	Tobacco User/Non-Tobacco User	41	506.77	552.37
98517PA0010026	Rating Area 6	Tobacco User/Non-Tobacco User	42	515.72	562.13
98517PA0010026	Rating Area 6	Tobacco User/Non-Tobacco User	43	528.17	575.71
98517PA0010026	Rating Area 6	Tobacco User/Non-Tobacco User	44	543.74	592.68
98517PA0010026	Rating Area 6	Tobacco User/Non-Tobacco User	45	562.04	612.62
98517PA0010026	Rating Area 6	Tobacco User/Non-Tobacco User	46	583.83	636.38
98517PA0010026	Rating Area 6	Tobacco User/Non-Tobacco User	47	608.35	663.10
98517PA0010026	Rating Area 6	Tobacco User/Non-Tobacco User	48	636.38	693.65
98517PA0010026	Rating Area 6	Tobacco User/Non-Tobacco User	49	664.01	723.77
98517PA0010026	Rating Area 6	Tobacco User/Non-Tobacco User	50	695.15	757.71
98517PA0010026	Rating Area 6	Tobacco User/Non-Tobacco User	51	725.90	791.23
98517PA0010026	Rating Area 6	Tobacco User/Non-Tobacco User	52	759.76	828.14
98517PA0010026	Rating Area 6	Tobacco User/Non-Tobacco User	53	794.01	865.47
98517PA0010026	Rating Area 6	Tobacco User/Non-Tobacco User	54	830.99	905.78
98517PA0010026	Rating Area 6	Tobacco User/Non-Tobacco User	55	867.96	976.46
98517PA0010026	Rating Area 6	Tobacco User/Non-Tobacco User	56	908.05	1021.56
98517PA0010026	Rating Area 6	Tobacco User/Non-Tobacco User	57	948.53	1067.10
98517PA0010026	Rating Area 6	Tobacco User/Non-Tobacco User	58	991.73	1115.70
98517PA0010026	Rating Area 6	Tobacco User/Non-Tobacco User	59	1013.14	1139.78
98517PA0010026	Rating Area 6	Tobacco User/Non-Tobacco User	60	1056.35	1188.39
98517PA0010026	Rating Area 6	Tobacco User/Non-Tobacco User	61	1093.71	1230.42
98517PA0010026	Rating Area 6	Tobacco User/Non-Tobacco User	62	1118.23	1258.01
98517PA0010026	Rating Area 6	Tobacco User/Non-Tobacco User	63	1148.98	1292.60
98517PA0010026	Rating Area 6	Tobacco User/Non-Tobacco User	64 and over	1167.66	1313.62
98517PA0010027	Rating Area 6	Tobacco User/Non-Tobacco User	0-14	285.79	285.79
98517PA0010027	Rating Area 6	Tobacco User/Non-Tobacco User	15	311.19	311.19
98517PA0010027	Rating Area 6	Tobacco User/Non-Tobacco User	16	320.91	320.91
98517PA0010027	Rating Area 6	Tobacco User/Non-Tobacco User	17	330.62	330.62
98517PA0010027	Rating Area 6	Tobacco User/Non-Tobacco User	18	341.08	341.08
98517PA0010027	Rating Area 6	Tobacco User/Non-Tobacco User	19	351.54	351.54
98517PA0010027	Rating Area 6	Tobacco User/Non-Tobacco User	20	362.37	362.37
98517PA0010027	Rating Area 6	Tobacco User/Non-Tobacco User	21	373.59	373.59
98517PA0010027	Rating Area 6	Tobacco User/Non-Tobacco User	22	373.59	373.59
98517PA0010027	Rating Area 6	Tobacco User/Non-Tobacco User	23	373.59	373.59
98517PA0010027	Rating Area 6	Tobacco User/Non-Tobacco User	24	373.59	373.59
98517PA0010027	Rating Area 6	Tobacco User/Non-Tobacco User	25	375.08	393.83
98517PA0010027	Rating Area 6	Tobacco User/Non-Tobacco User	26	382.55	401.67
98517PA0010027	Rating Area 6	Tobacco User/Non-Tobacco User	27	391.51	411.09
98517PA0010027	Rating Area 6	Tobacco User/Non-Tobacco User	28	406.08	426.39
98517PA0010027	Rating Area 6	Tobacco User/Non-Tobacco User	29	418.04	438.94
98517PA0010027	Rating Area 6	Tobacco User/Non-Tobacco User	30	424.01	445.22
98517PA0010027	Rating Area 6	Tobacco User/Non-Tobacco User	31	432.98	454.63
98517PA0010027	Rating Area 6	Tobacco User/Non-Tobacco User	32	441.95	464.04
98517PA0010027	Rating Area 6	Tobacco User/Non-Tobacco User	33	447.55	469.93
98517PA0010027	Rating Area 6	Tobacco User/Non-Tobacco User	34	453.53	476.20
98517PA0010027	Rating Area 6	Tobacco User/Non-Tobacco User	35	456.52	497.60
98517PA0010027	Rating Area 6	Tobacco User/Non-Tobacco User	36	459.51	500.86
98517PA0010027	Rating Area 6	Tobacco User/Non-Tobacco User	37	462.49	504.12
98517PA0010027	Rating Area 6	Tobacco User/Non-Tobacco User	38	465.48	507.38

98517PA0010027	Rating Area 6	Tobacco User/Non-Tobacco User	39	471.46	513.89
98517PA0010027	Rating Area 6	Tobacco User/Non-Tobacco User	40	477.44	520.41
98517PA0010027	Rating Area 6	Tobacco User/Non-Tobacco User	41	486.40	530.18
98517PA0010027	Rating Area 6	Tobacco User/Non-Tobacco User	42	495.00	539.55
98517PA0010027	Rating Area 6	Tobacco User/Non-Tobacco User	43	506.95	552.58
98517PA0010027	Rating Area 6	Tobacco User/Non-Tobacco User	44	521.89	568.86
98517PA0010027	Rating Area 6	Tobacco User/Non-Tobacco User	45	539.45	588.00
98517PA0010027	Rating Area 6	Tobacco User/Non-Tobacco User	46	560.37	610.81
98517PA0010027	Rating Area 6	Tobacco User/Non-Tobacco User	47	583.91	636.46
98517PA0010027	Rating Area 6	Tobacco User/Non-Tobacco User	48	610.81	665.78
98517PA0010027	Rating Area 6	Tobacco User/Non-Tobacco User	49	637.33	694.69
98517PA0010027	Rating Area 6	Tobacco User/Non-Tobacco User	50	667.22	727.27
98517PA0010027	Rating Area 6	Tobacco User/Non-Tobacco User	51	696.73	759.44
98517PA0010027	Rating Area 6	Tobacco User/Non-Tobacco User	52	729.23	794.86
98517PA0010027	Rating Area 6	Tobacco User/Non-Tobacco User	53	762.11	830.70
98517PA0010027	Rating Area 6	Tobacco User/Non-Tobacco User	54	797.60	869.38
98517PA0010027	Rating Area 6	Tobacco User/Non-Tobacco User	55	833.09	937.22
98517PA0010027	Rating Area 6	Tobacco User/Non-Tobacco User	56	871.57	980.51
98517PA0010027	Rating Area 6	Tobacco User/Non-Tobacco User	57	910.42	1024.22
98517PA0010027	Rating Area 6	Tobacco User/Non-Tobacco User	58	951.89	1070.87
98517PA0010027	Rating Area 6	Tobacco User/Non-Tobacco User	59	972.43	1093.99
98517PA0010027	Rating Area 6	Tobacco User/Non-Tobacco User	60	1013.90	1140.64
98517PA0010027	Rating Area 6	Tobacco User/Non-Tobacco User	61	1049.76	1180.98
98517PA0010027	Rating Area 6	Tobacco User/Non-Tobacco User	62	1073.30	1207.46
98517PA0010027	Rating Area 6	Tobacco User/Non-Tobacco User	63	1102.81	1240.66
98517PA0010027	Rating Area 6	Tobacco User/Non-Tobacco User	64 and over	1120.74	1260.84
98517PA0010028	Rating Area 6	Tobacco User/Non-Tobacco User	0-14	299.84	299.84
98517PA0010028	Rating Area 6	Tobacco User/Non-Tobacco User	15	326.49	326.49
98517PA0010028	Rating Area 6	Tobacco User/Non-Tobacco User	16	336.68	336.68
98517PA0010028	Rating Area 6	Tobacco User/Non-Tobacco User	17	346.87	346.87
98517PA0010028	Rating Area 6	Tobacco User/Non-Tobacco User	18	357.84	357.84
98517PA0010028	Rating Area 6	Tobacco User/Non-Tobacco User	19	368.82	368.82
98517PA0010028	Rating Area 6	Tobacco User/Non-Tobacco User	20	380.18	380.18
98517PA0010028	Rating Area 6	Tobacco User/Non-Tobacco User	21	391.95	391.95
98517PA0010028	Rating Area 6	Tobacco User/Non-Tobacco User	22	391.95	391.95
98517PA0010028	Rating Area 6	Tobacco User/Non-Tobacco User	23	391.95	391.95
98517PA0010028	Rating Area 6	Tobacco User/Non-Tobacco User	24	391.95	391.95
98517PA0010028	Rating Area 6	Tobacco User/Non-Tobacco User	25	393.51	413.19
98517PA0010028	Rating Area 6	Tobacco User/Non-Tobacco User	26	401.35	421.42
98517PA0010028	Rating Area 6	Tobacco User/Non-Tobacco User	27	410.76	431.29
98517PA0010028	Rating Area 6	Tobacco User/Non-Tobacco User	28	426.04	447.34
98517PA0010028	Rating Area 6	Tobacco User/Non-Tobacco User	29	438.58	460.51
98517PA0010028	Rating Area 6	Tobacco User/Non-Tobacco User	30	444.85	467.10
98517PA0010028	Rating Area 6	Tobacco User/Non-Tobacco User	31	454.26	476.97
98517PA0010028	Rating Area 6	Tobacco User/Non-Tobacco User	32	463.67	486.85
98517PA0010028	Rating Area 6	Tobacco User/Non-Tobacco User	33	469.55	493.02
98517PA0010028	Rating Area 6	Tobacco User/Non-Tobacco User	34	475.82	499.61
98517PA0010028	Rating Area 6	Tobacco User/Non-Tobacco User	35	478.95	522.06
98517PA0010028	Rating Area 6	Tobacco User/Non-Tobacco User	36	482.09	525.48
98517PA0010028	Rating Area 6	Tobacco User/Non-Tobacco User	37	485.22	528.89
98517PA0010028	Rating Area 6	Tobacco User/Non-Tobacco User	38	488.36	532.31
98517PA0010028	Rating Area 6	Tobacco User/Non-Tobacco User	39	494.63	539.15
98517PA0010028	Rating Area 6	Tobacco User/Non-Tobacco User	40	500.90	545.98
98517PA0010028	Rating Area 6	Tobacco User/Non-Tobacco User	41	510.31	556.24
98517PA0010028	Rating Area 6	Tobacco User/Non-Tobacco User	42	519.32	566.06
98517PA0010028	Rating Area 6	Tobacco User/Non-Tobacco User	43	531.87	579.73
98517PA0010028	Rating Area 6	Tobacco User/Non-Tobacco User	44	547.54	596.82
98517PA0010028	Rating Area 6	Tobacco User/Non-Tobacco User	45	565.96	616.90
98517PA0010028	Rating Area 6	Tobacco User/Non-Tobacco User	46	587.91	640.83
98517PA0010028	Rating Area 6	Tobacco User/Non-Tobacco User	47	612.61	667.74
98517PA0010028	Rating Area 6	Tobacco User/Non-Tobacco User	48	640.83	698.50
98517PA0010028	Rating Area 6	Tobacco User/Non-Tobacco User	49	668.65	728.83

98517PA0010028	Rating Area 6	Tobacco User/Non-Tobacco User	50	700.01	763.01
98517PA0010028	Rating Area 6	Tobacco User/Non-Tobacco User	51	730.97	796.76
98517PA0010028	Rating Area 6	Tobacco User/Non-Tobacco User	52	765.07	833.93
98517PA0010028	Rating Area 6	Tobacco User/Non-Tobacco User	53	799.56	871.52
98517PA0010028	Rating Area 6	Tobacco User/Non-Tobacco User	54	836.80	912.11
98517PA0010028	Rating Area 6	Tobacco User/Non-Tobacco User	55	874.03	983.29
98517PA0010028	Rating Area 6	Tobacco User/Non-Tobacco User	56	914.40	1028.70
98517PA0010028	Rating Area 6	Tobacco User/Non-Tobacco User	57	955.16	1074.56
98517PA0010028	Rating Area 6	Tobacco User/Non-Tobacco User	58	998.67	1123.50
98517PA0010028	Rating Area 6	Tobacco User/Non-Tobacco User	59	1020.23	1147.75
98517PA0010028	Rating Area 6	Tobacco User/Non-Tobacco User	60	1063.73	1196.70
98517PA0010028	Rating Area 6	Tobacco User/Non-Tobacco User	61	1101.36	1239.03
98517PA0010028	Rating Area 6	Tobacco User/Non-Tobacco User	62	1126.05	1266.81
98517PA0010028	Rating Area 6	Tobacco User/Non-Tobacco User	63	1157.01	1301.64
98517PA0010028	Rating Area 6	Tobacco User/Non-Tobacco User	64 and over	1175.83	1322.81
98517PA0010029	Rating Area 6	Tobacco User/Non-Tobacco User	0-14	282.91	282.91
98517PA0010029	Rating Area 6	Tobacco User/Non-Tobacco User	15	308.06	308.06
98517PA0010029	Rating Area 6	Tobacco User/Non-Tobacco User	16	317.67	317.67
98517PA0010029	Rating Area 6	Tobacco User/Non-Tobacco User	17	327.29	327.29
98517PA0010029	Rating Area 6	Tobacco User/Non-Tobacco User	18	337.64	337.64
98517PA0010029	Rating Area 6	Tobacco User/Non-Tobacco User	19	348.00	348.00
98517PA0010029	Rating Area 6	Tobacco User/Non-Tobacco User	20	358.72	358.72
98517PA0010029	Rating Area 6	Tobacco User/Non-Tobacco User	21	369.83	369.83
98517PA0010029	Rating Area 6	Tobacco User/Non-Tobacco User	22	369.83	369.83
98517PA0010029	Rating Area 6	Tobacco User/Non-Tobacco User	23	369.83	369.83
98517PA0010029	Rating Area 6	Tobacco User/Non-Tobacco User	24	369.83	369.83
98517PA0010029	Rating Area 6	Tobacco User/Non-Tobacco User	25	371.30	389.86
98517PA0010029	Rating Area 6	Tobacco User/Non-Tobacco User	26	378.69	397.63
98517PA0010029	Rating Area 6	Tobacco User/Non-Tobacco User	27	387.57	406.95
98517PA0010029	Rating Area 6	Tobacco User/Non-Tobacco User	28	401.99	422.09
98517PA0010029	Rating Area 6	Tobacco User/Non-Tobacco User	29	413.83	434.52
98517PA0010029	Rating Area 6	Tobacco User/Non-Tobacco User	30	419.74	440.73
98517PA0010029	Rating Area 6	Tobacco User/Non-Tobacco User	31	428.62	450.05
98517PA0010029	Rating Area 6	Tobacco User/Non-Tobacco User	32	437.50	459.37
98517PA0010029	Rating Area 6	Tobacco User/Non-Tobacco User	33	443.04	465.19
98517PA0010029	Rating Area 6	Tobacco User/Non-Tobacco User	34	448.96	471.41
98517PA0010029	Rating Area 6	Tobacco User/Non-Tobacco User	35	451.92	492.59
98517PA0010029	Rating Area 6	Tobacco User/Non-Tobacco User	36	454.88	495.82
98517PA0010029	Rating Area 6	Tobacco User/Non-Tobacco User	37	457.84	499.04
98517PA0010029	Rating Area 6	Tobacco User/Non-Tobacco User	38	460.79	502.27
98517PA0010029	Rating Area 6	Tobacco User/Non-Tobacco User	39	466.71	508.71
98517PA0010029	Rating Area 6	Tobacco User/Non-Tobacco User	40	472.63	515.16
98517PA0010029	Rating Area 6	Tobacco User/Non-Tobacco User	41	481.50	524.84
98517PA0010029	Rating Area 6	Tobacco User/Non-Tobacco User	42	490.01	534.11
98517PA0010029	Rating Area 6	Tobacco User/Non-Tobacco User	43	501.84	547.01
98517PA0010029	Rating Area 6	Tobacco User/Non-Tobacco User	44	516.64	563.13
98517PA0010029	Rating Area 6	Tobacco User/Non-Tobacco User	45	534.02	582.08
98517PA0010029	Rating Area 6	Tobacco User/Non-Tobacco User	46	554.73	604.65
98517PA0010029	Rating Area 6	Tobacco User/Non-Tobacco User	47	578.03	630.05
98517PA0010029	Rating Area 6	Tobacco User/Non-Tobacco User	48	604.65	659.07
98517PA0010029	Rating Area 6	Tobacco User/Non-Tobacco User	49	630.91	687.69
98517PA0010029	Rating Area 6	Tobacco User/Non-Tobacco User	50	660.50	719.94
98517PA0010029	Rating Area 6	Tobacco User/Non-Tobacco User	51	689.71	751.79
98517PA0010029	Rating Area 6	Tobacco User/Non-Tobacco User	52	721.89	786.86
98517PA0010029	Rating Area 6	Tobacco User/Non-Tobacco User	53	754.43	822.33
98517PA0010029	Rating Area 6	Tobacco User/Non-Tobacco User	54	789.56	860.62
98517PA0010029	Rating Area 6	Tobacco User/Non-Tobacco User	55	824.70	927.78
98517PA0010029	Rating Area 6	Tobacco User/Non-Tobacco User	56	862.79	970.63
98517PA0010029	Rating Area 6	Tobacco User/Non-Tobacco User	57	901.25	1013.90
98517PA0010029	Rating Area 6	Tobacco User/Non-Tobacco User	58	942.30	1060.08
98517PA0010029	Rating Area 6	Tobacco User/Non-Tobacco User	59	962.64	1082.97
98517PA0010029	Rating Area 6	Tobacco User/Non-Tobacco User	60	1003.69	1129.15

98517PA0010029	Rating Area 6	Tobacco User/Non-Tobacco User	61	1039.19	1169.09
98517PA0010029	Rating Area 6	Tobacco User/Non-Tobacco User	62	1062.49	1195.30
98517PA0010029	Rating Area 6	Tobacco User/Non-Tobacco User	63	1091.70	1228.17
98517PA0010029	Rating Area 6	Tobacco User/Non-Tobacco User	64 and over	1109.46	1248.14
98517PA0010030	Rating Area 6	Tobacco User/Non-Tobacco User	0-14	291.20	291.20
98517PA0010030	Rating Area 6	Tobacco User/Non-Tobacco User	15	317.08	317.08
98517PA0010030	Rating Area 6	Tobacco User/Non-Tobacco User	16	326.98	326.98
98517PA0010030	Rating Area 6	Tobacco User/Non-Tobacco User	17	336.88	336.88
98517PA0010030	Rating Area 6	Tobacco User/Non-Tobacco User	18	347.54	347.54
98517PA0010030	Rating Area 6	Tobacco User/Non-Tobacco User	19	358.20	358.20
98517PA0010030	Rating Area 6	Tobacco User/Non-Tobacco User	20	369.23	369.23
98517PA0010030	Rating Area 6	Tobacco User/Non-Tobacco User	21	380.66	380.66
98517PA0010030	Rating Area 6	Tobacco User/Non-Tobacco User	22	380.66	380.66
98517PA0010030	Rating Area 6	Tobacco User/Non-Tobacco User	23	380.66	380.66
98517PA0010030	Rating Area 6	Tobacco User/Non-Tobacco User	24	380.66	380.66
98517PA0010030	Rating Area 6	Tobacco User/Non-Tobacco User	25	382.18	401.29
98517PA0010030	Rating Area 6	Tobacco User/Non-Tobacco User	26	389.79	409.28
98517PA0010030	Rating Area 6	Tobacco User/Non-Tobacco User	27	398.93	418.87
98517PA0010030	Rating Area 6	Tobacco User/Non-Tobacco User	28	413.77	434.46
98517PA0010030	Rating Area 6	Tobacco User/Non-Tobacco User	29	425.95	447.25
98517PA0010030	Rating Area 6	Tobacco User/Non-Tobacco User	30	432.04	453.64
98517PA0010030	Rating Area 6	Tobacco User/Non-Tobacco User	31	441.18	463.24
98517PA0010030	Rating Area 6	Tobacco User/Non-Tobacco User	32	450.31	472.83
98517PA0010030	Rating Area 6	Tobacco User/Non-Tobacco User	33	456.02	478.82
98517PA0010030	Rating Area 6	Tobacco User/Non-Tobacco User	34	462.11	485.22
98517PA0010030	Rating Area 6	Tobacco User/Non-Tobacco User	35	465.16	507.02
98517PA0010030	Rating Area 6	Tobacco User/Non-Tobacco User	36	468.20	510.34
98517PA0010030	Rating Area 6	Tobacco User/Non-Tobacco User	37	471.25	513.66
98517PA0010030	Rating Area 6	Tobacco User/Non-Tobacco User	38	474.29	516.98
98517PA0010030	Rating Area 6	Tobacco User/Non-Tobacco User	39	480.39	523.62
98517PA0010030	Rating Area 6	Tobacco User/Non-Tobacco User	40	486.48	530.26
98517PA0010030	Rating Area 6	Tobacco User/Non-Tobacco User	41	495.61	540.22
98517PA0010030	Rating Area 6	Tobacco User/Non-Tobacco User	42	504.37	549.76
98517PA0010030	Rating Area 6	Tobacco User/Non-Tobacco User	43	516.55	563.04
98517PA0010030	Rating Area 6	Tobacco User/Non-Tobacco User	44	531.77	579.63
98517PA0010030	Rating Area 6	Tobacco User/Non-Tobacco User	45	549.66	599.13
98517PA0010030	Rating Area 6	Tobacco User/Non-Tobacco User	46	570.98	622.37
98517PA0010030	Rating Area 6	Tobacco User/Non-Tobacco User	47	594.96	648.51
98517PA0010030	Rating Area 6	Tobacco User/Non-Tobacco User	48	622.37	678.38
98517PA0010030	Rating Area 6	Tobacco User/Non-Tobacco User	49	649.40	707.84
98517PA0010030	Rating Area 6	Tobacco User/Non-Tobacco User	50	679.85	741.03
98517PA0010030	Rating Area 6	Tobacco User/Non-Tobacco User	51	709.92	773.81
98517PA0010030	Rating Area 6	Tobacco User/Non-Tobacco User	52	743.04	809.91
98517PA0010030	Rating Area 6	Tobacco User/Non-Tobacco User	53	776.53	846.42
98517PA0010030	Rating Area 6	Tobacco User/Non-Tobacco User	54	812.70	885.84
98517PA0010030	Rating Area 6	Tobacco User/Non-Tobacco User	55	848.86	954.97
98517PA0010030	Rating Area 6	Tobacco User/Non-Tobacco User	56	888.07	999.07
98517PA0010030	Rating Area 6	Tobacco User/Non-Tobacco User	57	927.65	1043.61
98517PA0010030	Rating Area 6	Tobacco User/Non-Tobacco User	58	969.91	1091.14
98517PA0010030	Rating Area 6	Tobacco User/Non-Tobacco User	59	990.84	1114.70
98517PA0010030	Rating Area 6	Tobacco User/Non-Tobacco User	60	1033.10	1162.23
98517PA0010030	Rating Area 6	Tobacco User/Non-Tobacco User	61	1069.64	1203.34
98517PA0010030	Rating Area 6	Tobacco User/Non-Tobacco User	62	1093.62	1230.32
98517PA0010030	Rating Area 6	Tobacco User/Non-Tobacco User	63	1123.69	1264.15
98517PA0010030	Rating Area 6	Tobacco User/Non-Tobacco User	64 and over	1141.96	1284.71
98517PA0010040	Rating Area 6	Tobacco User/Non-Tobacco User	0-14	226.86	226.86
98517PA0010040	Rating Area 6	Tobacco User/Non-Tobacco User	15	247.03	247.03
98517PA0010040	Rating Area 6	Tobacco User/Non-Tobacco User	16	254.74	254.74
98517PA0010040	Rating Area 6	Tobacco User/Non-Tobacco User	17	262.45	262.45
98517PA0010040	Rating Area 6	Tobacco User/Non-Tobacco User	18	270.75	270.75
98517PA0010040	Rating Area 6	Tobacco User/Non-Tobacco User	19	279.05	279.05
98517PA0010040	Rating Area 6	Tobacco User/Non-Tobacco User	20	287.65	287.65

98517PA0010040	Rating Area 6	Tobacco User/Non-Tobacco User	21	296.56	296.56
98517PA0010040	Rating Area 6	Tobacco User/Non-Tobacco User	22	296.56	296.56
98517PA0010040	Rating Area 6	Tobacco User/Non-Tobacco User	23	296.56	296.56
98517PA0010040	Rating Area 6	Tobacco User/Non-Tobacco User	24	296.56	296.56
98517PA0010040	Rating Area 6	Tobacco User/Non-Tobacco User	25	297.74	312.62
98517PA0010040	Rating Area 6	Tobacco User/Non-Tobacco User	26	303.67	318.85
98517PA0010040	Rating Area 6	Tobacco User/Non-Tobacco User	27	310.79	326.33
98517PA0010040	Rating Area 6	Tobacco User/Non-Tobacco User	28	322.35	338.47
98517PA0010040	Rating Area 6	Tobacco User/Non-Tobacco User	29	331.84	348.43
98517PA0010040	Rating Area 6	Tobacco User/Non-Tobacco User	30	336.59	353.42
98517PA0010040	Rating Area 6	Tobacco User/Non-Tobacco User	31	343.70	360.89
98517PA0010040	Rating Area 6	Tobacco User/Non-Tobacco User	32	350.82	368.36
98517PA0010040	Rating Area 6	Tobacco User/Non-Tobacco User	33	355.27	373.03
98517PA0010040	Rating Area 6	Tobacco User/Non-Tobacco User	34	360.01	378.01
98517PA0010040	Rating Area 6	Tobacco User/Non-Tobacco User	35	362.39	395.00
98517PA0010040	Rating Area 6	Tobacco User/Non-Tobacco User	36	364.76	397.59
98517PA0010040	Rating Area 6	Tobacco User/Non-Tobacco User	37	367.13	400.17
98517PA0010040	Rating Area 6	Tobacco User/Non-Tobacco User	38	369.50	402.76
98517PA0010040	Rating Area 6	Tobacco User/Non-Tobacco User	39	374.25	407.93
98517PA0010040	Rating Area 6	Tobacco User/Non-Tobacco User	40	378.99	413.10
98517PA0010040	Rating Area 6	Tobacco User/Non-Tobacco User	41	386.11	420.86
98517PA0010040	Rating Area 6	Tobacco User/Non-Tobacco User	42	392.93	428.29
98517PA0010040	Rating Area 6	Tobacco User/Non-Tobacco User	43	402.42	438.64
98517PA0010040	Rating Area 6	Tobacco User/Non-Tobacco User	44	414.28	451.57
98517PA0010040	Rating Area 6	Tobacco User/Non-Tobacco User	45	428.22	466.76
98517PA0010040	Rating Area 6	Tobacco User/Non-Tobacco User	46	444.83	484.86
98517PA0010040	Rating Area 6	Tobacco User/Non-Tobacco User	47	463.51	505.23
98517PA0010040	Rating Area 6	Tobacco User/Non-Tobacco User	48	484.86	528.50
98517PA0010040	Rating Area 6	Tobacco User/Non-Tobacco User	49	505.92	551.45
98517PA0010040	Rating Area 6	Tobacco User/Non-Tobacco User	50	529.64	577.31
98517PA0010040	Rating Area 6	Tobacco User/Non-Tobacco User	51	553.07	602.84
98517PA0010040	Rating Area 6	Tobacco User/Non-Tobacco User	52	578.87	630.97
98517PA0010040	Rating Area 6	Tobacco User/Non-Tobacco User	53	604.97	659.41
98517PA0010040	Rating Area 6	Tobacco User/Non-Tobacco User	54	633.14	690.12
98517PA0010040	Rating Area 6	Tobacco User/Non-Tobacco User	55	661.31	743.97
98517PA0010040	Rating Area 6	Tobacco User/Non-Tobacco User	56	691.85	778.34
98517PA0010040	Rating Area 6	Tobacco User/Non-Tobacco User	57	722.70	813.03
98517PA0010040	Rating Area 6	Tobacco User/Non-Tobacco User	58	755.61	850.06
98517PA0010040	Rating Area 6	Tobacco User/Non-Tobacco User	59	771.92	868.41
98517PA0010040	Rating Area 6	Tobacco User/Non-Tobacco User	60	804.84	905.45
98517PA0010040	Rating Area 6	Tobacco User/Non-Tobacco User	61	833.31	937.47
98517PA0010040	Rating Area 6	Tobacco User/Non-Tobacco User	62	851.99	958.49
98517PA0010040	Rating Area 6	Tobacco User/Non-Tobacco User	63	875.42	984.85
98517PA0010040	Rating Area 6	Tobacco User/Non-Tobacco User	64 and over	889.65	1000.86
98517PA0010041	Rating Area 6	Tobacco User/Non-Tobacco User	0-14	233.75	233.75
98517PA0010041	Rating Area 6	Tobacco User/Non-Tobacco User	15	254.53	254.53
98517PA0010041	Rating Area 6	Tobacco User/Non-Tobacco User	16	262.48	262.48
98517PA0010041	Rating Area 6	Tobacco User/Non-Tobacco User	17	270.42	270.42
98517PA0010041	Rating Area 6	Tobacco User/Non-Tobacco User	18	278.98	278.98
98517PA0010041	Rating Area 6	Tobacco User/Non-Tobacco User	19	287.53	287.53
98517PA0010041	Rating Area 6	Tobacco User/Non-Tobacco User	20	296.39	296.39
98517PA0010041	Rating Area 6	Tobacco User/Non-Tobacco User	21	305.57	305.57
98517PA0010041	Rating Area 6	Tobacco User/Non-Tobacco User	22	305.57	305.57
98517PA0010041	Rating Area 6	Tobacco User/Non-Tobacco User	23	305.57	305.57
98517PA0010041	Rating Area 6	Tobacco User/Non-Tobacco User	24	305.57	305.57
98517PA0010041	Rating Area 6	Tobacco User/Non-Tobacco User	25	306.78	322.12
98517PA0010041	Rating Area 6	Tobacco User/Non-Tobacco User	26	312.90	328.54
98517PA0010041	Rating Area 6	Tobacco User/Non-Tobacco User	27	320.23	336.24
98517PA0010041	Rating Area 6	Tobacco User/Non-Tobacco User	28	332.15	348.75
98517PA0010041	Rating Area 6	Tobacco User/Non-Tobacco User	29	341.92	359.02
98517PA0010041	Rating Area 6	Tobacco User/Non-Tobacco User	30	346.81	364.15
98517PA0010041	Rating Area 6	Tobacco User/Non-Tobacco User	31	354.15	371.85

98517PA0010041	Rating Area 6	Tobacco User/Non-Tobacco User	32	361.48	379.55
98517PA0010041	Rating Area 6	Tobacco User/Non-Tobacco User	33	366.06	384.37
98517PA0010041	Rating Area 6	Tobacco User/Non-Tobacco User	34	370.95	389.50
98517PA0010041	Rating Area 6	Tobacco User/Non-Tobacco User	35	373.40	407.00
98517PA0010041	Rating Area 6	Tobacco User/Non-Tobacco User	36	375.84	409.67
98517PA0010041	Rating Area 6	Tobacco User/Non-Tobacco User	37	378.29	412.33
98517PA0010041	Rating Area 6	Tobacco User/Non-Tobacco User	38	380.73	415.00
98517PA0010041	Rating Area 6	Tobacco User/Non-Tobacco User	39	385.62	420.32
98517PA0010041	Rating Area 6	Tobacco User/Non-Tobacco User	40	390.51	425.65
98517PA0010041	Rating Area 6	Tobacco User/Non-Tobacco User	41	397.84	433.65
98517PA0010041	Rating Area 6	Tobacco User/Non-Tobacco User	42	404.87	441.31
98517PA0010041	Rating Area 6	Tobacco User/Non-Tobacco User	43	414.65	451.97
98517PA0010041	Rating Area 6	Tobacco User/Non-Tobacco User	44	426.87	465.29
98517PA0010041	Rating Area 6	Tobacco User/Non-Tobacco User	45	441.23	480.94
98517PA0010041	Rating Area 6	Tobacco User/Non-Tobacco User	46	458.34	499.59
98517PA0010041	Rating Area 6	Tobacco User/Non-Tobacco User	47	477.59	520.58
98517PA0010041	Rating Area 6	Tobacco User/Non-Tobacco User	48	499.59	544.56
98517PA0010041	Rating Area 6	Tobacco User/Non-Tobacco User	49	521.29	568.20
98517PA0010041	Rating Area 6	Tobacco User/Non-Tobacco User	50	545.73	594.85
98517PA0010041	Rating Area 6	Tobacco User/Non-Tobacco User	51	569.87	621.16
98517PA0010041	Rating Area 6	Tobacco User/Non-Tobacco User	52	596.46	650.14
98517PA0010041	Rating Area 6	Tobacco User/Non-Tobacco User	53	623.35	679.45
98517PA0010041	Rating Area 6	Tobacco User/Non-Tobacco User	54	652.37	711.09
98517PA0010041	Rating Area 6	Tobacco User/Non-Tobacco User	55	681.40	766.58
98517PA0010041	Rating Area 6	Tobacco User/Non-Tobacco User	56	712.88	801.98
98517PA0010041	Rating Area 6	Tobacco User/Non-Tobacco User	57	744.65	837.74
98517PA0010041	Rating Area 6	Tobacco User/Non-Tobacco User	58	778.57	875.89
98517PA0010041	Rating Area 6	Tobacco User/Non-Tobacco User	59	795.38	894.80
98517PA0010041	Rating Area 6	Tobacco User/Non-Tobacco User	60	829.29	932.96
98517PA0010041	Rating Area 6	Tobacco User/Non-Tobacco User	61	858.63	965.96
98517PA0010041	Rating Area 6	Tobacco User/Non-Tobacco User	62	877.88	987.61
98517PA0010041	Rating Area 6	Tobacco User/Non-Tobacco User	63	902.02	1014.77
98517PA0010041	Rating Area 6	Tobacco User/Non-Tobacco User	64 and over	916.68	1031.27
98517PA0010042	Rating Area 6	Tobacco User/Non-Tobacco User	0-14	234.06	234.06
98517PA0010042	Rating Area 6	Tobacco User/Non-Tobacco User	15	254.87	254.87
98517PA0010042	Rating Area 6	Tobacco User/Non-Tobacco User	16	262.82	262.82
98517PA0010042	Rating Area 6	Tobacco User/Non-Tobacco User	17	270.78	270.78
98517PA0010042	Rating Area 6	Tobacco User/Non-Tobacco User	18	279.35	279.35
98517PA0010042	Rating Area 6	Tobacco User/Non-Tobacco User	19	287.91	287.91
98517PA0010042	Rating Area 6	Tobacco User/Non-Tobacco User	20	296.79	296.79
98517PA0010042	Rating Area 6	Tobacco User/Non-Tobacco User	21	305.97	305.97
98517PA0010042	Rating Area 6	Tobacco User/Non-Tobacco User	22	305.97	305.97
98517PA0010042	Rating Area 6	Tobacco User/Non-Tobacco User	23	305.97	305.97
98517PA0010042	Rating Area 6	Tobacco User/Non-Tobacco User	24	305.97	305.97
98517PA0010042	Rating Area 6	Tobacco User/Non-Tobacco User	25	307.19	322.55
98517PA0010042	Rating Area 6	Tobacco User/Non-Tobacco User	26	313.31	328.97
98517PA0010042	Rating Area 6	Tobacco User/Non-Tobacco User	27	320.65	336.68
98517PA0010042	Rating Area 6	Tobacco User/Non-Tobacco User	28	332.58	349.21
98517PA0010042	Rating Area 6	Tobacco User/Non-Tobacco User	29	342.37	359.49
98517PA0010042	Rating Area 6	Tobacco User/Non-Tobacco User	30	347.27	364.63
98517PA0010042	Rating Area 6	Tobacco User/Non-Tobacco User	31	354.61	372.34
98517PA0010042	Rating Area 6	Tobacco User/Non-Tobacco User	32	361.96	380.05
98517PA0010042	Rating Area 6	Tobacco User/Non-Tobacco User	33	366.54	384.87
98517PA0010042	Rating Area 6	Tobacco User/Non-Tobacco User	34	371.44	390.01
98517PA0010042	Rating Area 6	Tobacco User/Non-Tobacco User	35	373.89	407.54
98517PA0010042	Rating Area 6	Tobacco User/Non-Tobacco User	36	376.34	410.21
98517PA0010042	Rating Area 6	Tobacco User/Non-Tobacco User	37	378.78	412.87
98517PA0010042	Rating Area 6	Tobacco User/Non-Tobacco User	38	381.23	415.54
98517PA0010042	Rating Area 6	Tobacco User/Non-Tobacco User	39	386.13	420.88
98517PA0010042	Rating Area 6	Tobacco User/Non-Tobacco User	40	391.02	426.21
98517PA0010042	Rating Area 6	Tobacco User/Non-Tobacco User	41	398.37	434.22
98517PA0010042	Rating Area 6	Tobacco User/Non-Tobacco User	42	405.40	441.89

98517PA0010042	Rating Area 6	Tobacco User/Non-Tobacco User	43	415.19	452.56
98517PA0010042	Rating Area 6	Tobacco User/Non-Tobacco User	44	427.43	465.90
98517PA0010042	Rating Area 6	Tobacco User/Non-Tobacco User	45	441.81	481.58
98517PA0010042	Rating Area 6	Tobacco User/Non-Tobacco User	46	458.95	500.25
98517PA0010042	Rating Area 6	Tobacco User/Non-Tobacco User	47	478.22	521.26
98517PA0010042	Rating Area 6	Tobacco User/Non-Tobacco User	48	500.25	545.27
98517PA0010042	Rating Area 6	Tobacco User/Non-Tobacco User	49	521.97	568.95
98517PA0010042	Rating Area 6	Tobacco User/Non-Tobacco User	50	546.45	595.63
98517PA0010042	Rating Area 6	Tobacco User/Non-Tobacco User	51	570.62	621.98
98517PA0010042	Rating Area 6	Tobacco User/Non-Tobacco User	52	597.24	650.99
98517PA0010042	Rating Area 6	Tobacco User/Non-Tobacco User	53	624.17	680.34
98517PA0010042	Rating Area 6	Tobacco User/Non-Tobacco User	54	653.23	712.02
98517PA0010042	Rating Area 6	Tobacco User/Non-Tobacco User	55	682.30	767.59
98517PA0010042	Rating Area 6	Tobacco User/Non-Tobacco User	56	713.81	803.04
98517PA0010042	Rating Area 6	Tobacco User/Non-Tobacco User	57	745.63	838.84
98517PA0010042	Rating Area 6	Tobacco User/Non-Tobacco User	58	779.60	877.05
98517PA0010042	Rating Area 6	Tobacco User/Non-Tobacco User	59	796.42	895.98
98517PA0010042	Rating Area 6	Tobacco User/Non-Tobacco User	60	830.39	934.18
98517PA0010042	Rating Area 6	Tobacco User/Non-Tobacco User	61	859.76	967.23
98517PA0010042	Rating Area 6	Tobacco User/Non-Tobacco User	62	879.03	988.91
98517PA0010042	Rating Area 6	Tobacco User/Non-Tobacco User	63	903.21	1016.11
98517PA0010042	Rating Area 6	Tobacco User/Non-Tobacco User	64 and over	917.89	1032.63
98517PA0010043	Rating Area 6	Tobacco User/Non-Tobacco User	0-14	234.76	234.76
98517PA0010043	Rating Area 6	Tobacco User/Non-Tobacco User	15	255.63	255.63
98517PA0010043	Rating Area 6	Tobacco User/Non-Tobacco User	16	263.61	263.61
98517PA0010043	Rating Area 6	Tobacco User/Non-Tobacco User	17	271.59	271.59
98517PA0010043	Rating Area 6	Tobacco User/Non-Tobacco User	18	280.18	280.18
98517PA0010043	Rating Area 6	Tobacco User/Non-Tobacco User	19	288.77	288.77
98517PA0010043	Rating Area 6	Tobacco User/Non-Tobacco User	20	297.67	297.67
98517PA0010043	Rating Area 6	Tobacco User/Non-Tobacco User	21	306.89	306.89
98517PA0010043	Rating Area 6	Tobacco User/Non-Tobacco User	22	306.89	306.89
98517PA0010043	Rating Area 6	Tobacco User/Non-Tobacco User	23	306.89	306.89
98517PA0010043	Rating Area 6	Tobacco User/Non-Tobacco User	24	306.89	306.89
98517PA0010043	Rating Area 6	Tobacco User/Non-Tobacco User	25	308.10	323.51
98517PA0010043	Rating Area 6	Tobacco User/Non-Tobacco User	26	314.24	329.95
98517PA0010043	Rating Area 6	Tobacco User/Non-Tobacco User	27	321.61	337.69
98517PA0010043	Rating Area 6	Tobacco User/Non-Tobacco User	28	333.58	350.25
98517PA0010043	Rating Area 6	Tobacco User/Non-Tobacco User	29	343.40	360.57
98517PA0010043	Rating Area 6	Tobacco User/Non-Tobacco User	30	348.31	365.72
98517PA0010043	Rating Area 6	Tobacco User/Non-Tobacco User	31	355.67	373.45
98517PA0010043	Rating Area 6	Tobacco User/Non-Tobacco User	32	363.04	381.19
98517PA0010043	Rating Area 6	Tobacco User/Non-Tobacco User	33	367.64	386.02
98517PA0010043	Rating Area 6	Tobacco User/Non-Tobacco User	34	372.55	391.18
98517PA0010043	Rating Area 6	Tobacco User/Non-Tobacco User	35	375.00	408.75
98517PA0010043	Rating Area 6	Tobacco User/Non-Tobacco User	36	377.46	411.43
98517PA0010043	Rating Area 6	Tobacco User/Non-Tobacco User	37	379.91	414.11
98517PA0010043	Rating Area 6	Tobacco User/Non-Tobacco User	38	382.37	416.78
98517PA0010043	Rating Area 6	Tobacco User/Non-Tobacco User	39	387.28	422.13
98517PA0010043	Rating Area 6	Tobacco User/Non-Tobacco User	40	392.19	427.49
98517PA0010043	Rating Area 6	Tobacco User/Non-Tobacco User	41	399.55	435.51
98517PA0010043	Rating Area 6	Tobacco User/Non-Tobacco User	42	406.61	443.21
98517PA0010043	Rating Area 6	Tobacco User/Non-Tobacco User	43	416.43	453.91
98517PA0010043	Rating Area 6	Tobacco User/Non-Tobacco User	44	428.71	467.29
98517PA0010043	Rating Area 6	Tobacco User/Non-Tobacco User	45	443.13	483.01
98517PA0010043	Rating Area 6	Tobacco User/Non-Tobacco User	46	460.32	501.74
98517PA0010043	Rating Area 6	Tobacco User/Non-Tobacco User	47	479.65	522.82
98517PA0010043	Rating Area 6	Tobacco User/Non-Tobacco User	48	501.74	546.90
98517PA0010043	Rating Area 6	Tobacco User/Non-Tobacco User	49	523.53	570.65
98517PA0010043	Rating Area 6	Tobacco User/Non-Tobacco User	50	548.08	597.41
98517PA0010043	Rating Area 6	Tobacco User/Non-Tobacco User	51	572.33	623.83
98517PA0010043	Rating Area 6	Tobacco User/Non-Tobacco User	52	599.02	652.94
98517PA0010043	Rating Area 6	Tobacco User/Non-Tobacco User	53	626.03	682.37

98517PA0010043	Rating Area 6	Tobacco User/Non-Tobacco User	54	655.18	714.15
98517PA0010043	Rating Area 6	Tobacco User/Non-Tobacco User	55	684.34	769.88
98517PA0010043	Rating Area 6	Tobacco User/Non-Tobacco User	56	715.94	805.44
98517PA0010043	Rating Area 6	Tobacco User/Non-Tobacco User	57	747.86	841.34
98517PA0010043	Rating Area 6	Tobacco User/Non-Tobacco User	58	781.92	879.66
98517PA0010043	Rating Area 6	Tobacco User/Non-Tobacco User	59	798.80	898.65
98517PA0010043	Rating Area 6	Tobacco User/Non-Tobacco User	60	832.86	936.97
98517PA0010043	Rating Area 6	Tobacco User/Non-Tobacco User	61	862.32	970.11
98517PA0010043	Rating Area 6	Tobacco User/Non-Tobacco User	62	881.66	991.86
98517PA0010043	Rating Area 6	Tobacco User/Non-Tobacco User	63	905.90	1019.14
98517PA0010043	Rating Area 6	Tobacco User/Non-Tobacco User	64 and over	920.63	1035.71
98517PA0010045	Rating Area 6	Tobacco User/Non-Tobacco User	0-14	283.22	283.22
98517PA0010045	Rating Area 6	Tobacco User/Non-Tobacco User	15	308.39	308.39
98517PA0010045	Rating Area 6	Tobacco User/Non-Tobacco User	16	318.02	318.02
98517PA0010045	Rating Area 6	Tobacco User/Non-Tobacco User	17	327.64	327.64
98517PA0010045	Rating Area 6	Tobacco User/Non-Tobacco User	18	338.01	338.01
98517PA0010045	Rating Area 6	Tobacco User/Non-Tobacco User	19	348.38	348.38
98517PA0010045	Rating Area 6	Tobacco User/Non-Tobacco User	20	359.11	359.11
98517PA0010045	Rating Area 6	Tobacco User/Non-Tobacco User	21	370.23	370.23
98517PA0010045	Rating Area 6	Tobacco User/Non-Tobacco User	22	370.23	370.23
98517PA0010045	Rating Area 6	Tobacco User/Non-Tobacco User	23	370.23	370.23
98517PA0010045	Rating Area 6	Tobacco User/Non-Tobacco User	24	370.23	370.23
98517PA0010045	Rating Area 6	Tobacco User/Non-Tobacco User	25	371.70	390.28
98517PA0010045	Rating Area 6	Tobacco User/Non-Tobacco User	26	379.10	398.06
98517PA0010045	Rating Area 6	Tobacco User/Non-Tobacco User	27	387.99	407.39
98517PA0010045	Rating Area 6	Tobacco User/Non-Tobacco User	28	402.43	422.55
98517PA0010045	Rating Area 6	Tobacco User/Non-Tobacco User	29	414.27	434.99
98517PA0010045	Rating Area 6	Tobacco User/Non-Tobacco User	30	420.20	441.21
98517PA0010045	Rating Area 6	Tobacco User/Non-Tobacco User	31	429.08	450.54
98517PA0010045	Rating Area 6	Tobacco User/Non-Tobacco User	32	437.97	459.87
98517PA0010045	Rating Area 6	Tobacco User/Non-Tobacco User	33	443.52	465.70
98517PA0010045	Rating Area 6	Tobacco User/Non-Tobacco User	34	449.45	471.92
98517PA0010045	Rating Area 6	Tobacco User/Non-Tobacco User	35	452.41	493.12
98517PA0010045	Rating Area 6	Tobacco User/Non-Tobacco User	36	455.37	496.35
98517PA0010045	Rating Area 6	Tobacco User/Non-Tobacco User	37	458.33	499.58
98517PA0010045	Rating Area 6	Tobacco User/Non-Tobacco User	38	461.29	502.81
98517PA0010045	Rating Area 6	Tobacco User/Non-Tobacco User	39	467.22	509.27
98517PA0010045	Rating Area 6	Tobacco User/Non-Tobacco User	40	473.14	515.72
98517PA0010045	Rating Area 6	Tobacco User/Non-Tobacco User	41	482.02	525.41
98517PA0010045	Rating Area 6	Tobacco User/Non-Tobacco User	42	490.54	534.69
98517PA0010045	Rating Area 6	Tobacco User/Non-Tobacco User	43	502.39	547.60
98517PA0010045	Rating Area 6	Tobacco User/Non-Tobacco User	44	517.20	563.74
98517PA0010045	Rating Area 6	Tobacco User/Non-Tobacco User	45	534.60	582.71
98517PA0010045	Rating Area 6	Tobacco User/Non-Tobacco User	46	555.33	605.31
98517PA0010045	Rating Area 6	Tobacco User/Non-Tobacco User	47	578.65	630.73
98517PA0010045	Rating Area 6	Tobacco User/Non-Tobacco User	48	605.31	659.78
98517PA0010045	Rating Area 6	Tobacco User/Non-Tobacco User	49	631.59	688.44
98517PA0010045	Rating Area 6	Tobacco User/Non-Tobacco User	50	661.21	720.72
98517PA0010045	Rating Area 6	Tobacco User/Non-Tobacco User	51	690.46	752.60
98517PA0010045	Rating Area 6	Tobacco User/Non-Tobacco User	52	722.67	787.71
98517PA0010045	Rating Area 6	Tobacco User/Non-Tobacco User	53	755.25	823.22
98517PA0010045	Rating Area 6	Tobacco User/Non-Tobacco User	54	790.42	861.55
98517PA0010045	Rating Area 6	Tobacco User/Non-Tobacco User	55	825.59	928.79
98517PA0010045	Rating Area 6	Tobacco User/Non-Tobacco User	56	863.72	971.68
98517PA0010045	Rating Area 6	Tobacco User/Non-Tobacco User	57	902.22	1015.00
98517PA0010045	Rating Area 6	Tobacco User/Non-Tobacco User	58	943.32	1061.23
98517PA0010045	Rating Area 6	Tobacco User/Non-Tobacco User	59	963.68	1084.14
98517PA0010045	Rating Area 6	Tobacco User/Non-Tobacco User	60	1004.77	1130.37
98517PA0010045	Rating Area 6	Tobacco User/Non-Tobacco User	61	1040.31	1170.35
98517PA0010045	Rating Area 6	Tobacco User/Non-Tobacco User	62	1063.64	1196.59
98517PA0010045	Rating Area 6	Tobacco User/Non-Tobacco User	63	1092.88	1229.50
98517PA0010045	Rating Area 6	Tobacco User/Non-Tobacco User	64 and over	1110.66	1249.49



98517PA0010002	Rating Area 7	Tobacco User/Non-Tobacco User	0-14	204.41	204.41
98517PA0010002	Rating Area 7	Tobacco User/Non-Tobacco User	15	222.58	222.58
98517PA0010002	Rating Area 7	Tobacco User/Non-Tobacco User	16	229.52	229.52
98517PA0010002	Rating Area 7	Tobacco User/Non-Tobacco User	17	236.47	236.47
98517PA0010002	Rating Area 7	Tobacco User/Non-Tobacco User	18	243.95	243.95
98517PA0010002	Rating Area 7	Tobacco User/Non-Tobacco User	19	251.43	251.43
98517PA0010002	Rating Area 7	Tobacco User/Non-Tobacco User	20	259.18	259.18
98517PA0010002	Rating Area 7	Tobacco User/Non-Tobacco User	21	267.21	267.21
98517PA0010002	Rating Area 7	Tobacco User/Non-Tobacco User	22	267.21	267.21
98517PA0010002	Rating Area 7	Tobacco User/Non-Tobacco User	23	267.21	267.21
98517PA0010002	Rating Area 7	Tobacco User/Non-Tobacco User	24	267.21	267.21
98517PA0010002	Rating Area 7	Tobacco User/Non-Tobacco User	25	268.27	281.68
98517PA0010002	Rating Area 7	Tobacco User/Non-Tobacco User	26	273.61	287.29
98517PA0010002	Rating Area 7	Tobacco User/Non-Tobacco User	27	280.02	294.03
98517PA0010002	Rating Area 7	Tobacco User/Non-Tobacco User	28	290.44	304.97
98517PA0010002	Rating Area 7	Tobacco User/Non-Tobacco User	29	299.00	313.94
98517PA0010002	Rating Area 7	Tobacco User/Non-Tobacco User	30	303.27	318.43
98517PA0010002	Rating Area 7	Tobacco User/Non-Tobacco User	31	309.68	325.17
98517PA0010002	Rating Area 7	Tobacco User/Non-Tobacco User	32	316.10	331.90
98517PA0010002	Rating Area 7	Tobacco User/Non-Tobacco User	33	320.10	336.11
98517PA0010002	Rating Area 7	Tobacco User/Non-Tobacco User	34	324.38	340.60
98517PA0010002	Rating Area 7	Tobacco User/Non-Tobacco User	35	326.52	355.90
98517PA0010002	Rating Area 7	Tobacco User/Non-Tobacco User	36	328.65	358.23
98517PA0010002	Rating Area 7	Tobacco User/Non-Tobacco User	37	330.79	360.56
98517PA0010002	Rating Area 7	Tobacco User/Non-Tobacco User	38	332.93	362.89
98517PA0010002	Rating Area 7	Tobacco User/Non-Tobacco User	39	337.20	367.55
98517PA0010002	Rating Area 7	Tobacco User/Non-Tobacco User	40	341.48	372.21
98517PA0010002	Rating Area 7	Tobacco User/Non-Tobacco User	41	347.89	379.20
98517PA0010002	Rating Area 7	Tobacco User/Non-Tobacco User	42	354.04	385.90
98517PA0010002	Rating Area 7	Tobacco User/Non-Tobacco User	43	362.59	395.22
98517PA0010002	Rating Area 7	Tobacco User/Non-Tobacco User	44	373.28	406.87
98517PA0010002	Rating Area 7	Tobacco User/Non-Tobacco User	45	385.83	420.56
98517PA0010002	Rating Area 7	Tobacco User/Non-Tobacco User	46	400.80	436.87
98517PA0010002	Rating Area 7	Tobacco User/Non-Tobacco User	47	417.63	455.22
98517PA0010002	Rating Area 7	Tobacco User/Non-Tobacco User	48	436.87	476.19
98517PA0010002	Rating Area 7	Tobacco User/Non-Tobacco User	49	455.84	496.87
98517PA0010002	Rating Area 7	Tobacco User/Non-Tobacco User	50	477.22	520.17
98517PA0010002	Rating Area 7	Tobacco User/Non-Tobacco User	51	498.33	543.17
98517PA0010002	Rating Area 7	Tobacco User/Non-Tobacco User	52	521.57	568.51
98517PA0010002	Rating Area 7	Tobacco User/Non-Tobacco User	53	545.08	594.14
98517PA0010002	Rating Area 7	Tobacco User/Non-Tobacco User	54	570.47	621.81
98517PA0010002	Rating Area 7	Tobacco User/Non-Tobacco User	55	595.85	670.33
98517PA0010002	Rating Area 7	Tobacco User/Non-Tobacco User	56	623.37	701.30
98517PA0010002	Rating Area 7	Tobacco User/Non-Tobacco User	57	651.16	732.56
98517PA0010002	Rating Area 7	Tobacco User/Non-Tobacco User	58	680.82	765.92
98517PA0010002	Rating Area 7	Tobacco User/Non-Tobacco User	59	695.52	782.46
98517PA0010002	Rating Area 7	Tobacco User/Non-Tobacco User	60	725.18	815.82
98517PA0010002	Rating Area 7	Tobacco User/Non-Tobacco User	61	750.83	844.68
98517PA0010002	Rating Area 7	Tobacco User/Non-Tobacco User	62	767.66	863.62
98517PA0010002	Rating Area 7	Tobacco User/Non-Tobacco User	63	788.77	887.37
98517PA0010002	Rating Area 7	Tobacco User/Non-Tobacco User	64 and over	801.60	901.79
98517PA0010003	Rating Area 7	Tobacco User/Non-Tobacco User	0-14	199.76	199.76
98517PA0010003	Rating Area 7	Tobacco User/Non-Tobacco User	15	217.52	217.52
98517PA0010003	Rating Area 7	Tobacco User/Non-Tobacco User	16	224.30	224.30
98517PA0010003	Rating Area 7	Tobacco User/Non-Tobacco User	17	231.09	231.09
98517PA0010003	Rating Area 7	Tobacco User/Non-Tobacco User	18	238.41	238.41
98517PA0010003	Rating Area 7	Tobacco User/Non-Tobacco User	19	245.72	245.72
98517PA0010003	Rating Area 7	Tobacco User/Non-Tobacco User	20	253.29	253.29
98517PA0010003	Rating Area 7	Tobacco User/Non-Tobacco User	21	261.13	261.13
98517PA0010003	Rating Area 7	Tobacco User/Non-Tobacco User	22	261.13	261.13
98517PA0010003	Rating Area 7	Tobacco User/Non-Tobacco User	23	261.13	261.13
98517PA0010003	Rating Area 7	Tobacco User/Non-Tobacco User	24	261.13	261.13

98517PA0010003	Rating Area 7	Tobacco User/Non-Tobacco User	25	262.17	275.28
98517PA0010003	Rating Area 7	Tobacco User/Non-Tobacco User	26	267.39	280.76
98517PA0010003	Rating Area 7	Tobacco User/Non-Tobacco User	27	273.66	287.34
98517PA0010003	Rating Area 7	Tobacco User/Non-Tobacco User	28	283.84	298.03
98517PA0010003	Rating Area 7	Tobacco User/Non-Tobacco User	29	292.20	306.81
98517PA0010003	Rating Area 7	Tobacco User/Non-Tobacco User	30	296.37	311.19
98517PA0010003	Rating Area 7	Tobacco User/Non-Tobacco User	31	302.64	317.77
98517PA0010003	Rating Area 7	Tobacco User/Non-Tobacco User	32	308.91	324.35
98517PA0010003	Rating Area 7	Tobacco User/Non-Tobacco User	33	312.82	328.47
98517PA0010003	Rating Area 7	Tobacco User/Non-Tobacco User	34	317.00	332.85
98517PA0010003	Rating Area 7	Tobacco User/Non-Tobacco User	35	319.09	347.81
98517PA0010003	Rating Area 7	Tobacco User/Non-Tobacco User	36	321.18	350.09
98517PA0010003	Rating Area 7	Tobacco User/Non-Tobacco User	37	323.27	352.36
98517PA0010003	Rating Area 7	Tobacco User/Non-Tobacco User	38	325.36	354.64
98517PA0010003	Rating Area 7	Tobacco User/Non-Tobacco User	39	329.54	359.20
98517PA0010003	Rating Area 7	Tobacco User/Non-Tobacco User	40	333.71	363.75
98517PA0010003	Rating Area 7	Tobacco User/Non-Tobacco User	41	339.98	370.58
98517PA0010003	Rating Area 7	Tobacco User/Non-Tobacco User	42	345.99	377.13
98517PA0010003	Rating Area 7	Tobacco User/Non-Tobacco User	43	354.34	386.23
98517PA0010003	Rating Area 7	Tobacco User/Non-Tobacco User	44	364.79	397.62
98517PA0010003	Rating Area 7	Tobacco User/Non-Tobacco User	45	377.06	411.00
98517PA0010003	Rating Area 7	Tobacco User/Non-Tobacco User	46	391.68	426.94
98517PA0010003	Rating Area 7	Tobacco User/Non-Tobacco User	47	408.13	444.87
98517PA0010003	Rating Area 7	Tobacco User/Non-Tobacco User	48	426.94	465.36
98517PA0010003	Rating Area 7	Tobacco User/Non-Tobacco User	49	445.48	485.57
98517PA0010003	Rating Area 7	Tobacco User/Non-Tobacco User	50	466.37	508.34
98517PA0010003	Rating Area 7	Tobacco User/Non-Tobacco User	51	486.99	530.82
98517PA0010003	Rating Area 7	Tobacco User/Non-Tobacco User	52	509.71	555.59
98517PA0010003	Rating Area 7	Tobacco User/Non-Tobacco User	53	532.69	580.63
98517PA0010003	Rating Area 7	Tobacco User/Non-Tobacco User	54	557.50	607.67
98517PA0010003	Rating Area 7	Tobacco User/Non-Tobacco User	55	582.30	655.09
98517PA0010003	Rating Area 7	Tobacco User/Non-Tobacco User	56	609.20	685.35
98517PA0010003	Rating Area 7	Tobacco User/Non-Tobacco User	57	636.36	715.90
98517PA0010003	Rating Area 7	Tobacco User/Non-Tobacco User	58	665.34	748.51
98517PA0010003	Rating Area 7	Tobacco User/Non-Tobacco User	59	679.70	764.67
98517PA0010003	Rating Area 7	Tobacco User/Non-Tobacco User	60	708.69	797.27
98517PA0010003	Rating Area 7	Tobacco User/Non-Tobacco User	61	733.75	825.47
98517PA0010003	Rating Area 7	Tobacco User/Non-Tobacco User	62	750.21	843.98
98517PA0010003	Rating Area 7	Tobacco User/Non-Tobacco User	63	770.83	867.19
98517PA0010003	Rating Area 7	Tobacco User/Non-Tobacco User	64 and over	783.37	881.29
98517PA0010005	Rating Area 7	Tobacco User/Non-Tobacco User	0-14	239.11	239.11
98517PA0010005	Rating Area 7	Tobacco User/Non-Tobacco User	15	260.37	260.37
98517PA0010005	Rating Area 7	Tobacco User/Non-Tobacco User	16	268.49	268.49
98517PA0010005	Rating Area 7	Tobacco User/Non-Tobacco User	17	276.62	276.62
98517PA0010005	Rating Area 7	Tobacco User/Non-Tobacco User	18	285.37	285.37
98517PA0010005	Rating Area 7	Tobacco User/Non-Tobacco User	19	294.12	294.12
98517PA0010005	Rating Area 7	Tobacco User/Non-Tobacco User	20	303.19	303.19
98517PA0010005	Rating Area 7	Tobacco User/Non-Tobacco User	21	312.58	312.58
98517PA0010005	Rating Area 7	Tobacco User/Non-Tobacco User	22	312.58	312.58
98517PA0010005	Rating Area 7	Tobacco User/Non-Tobacco User	23	312.58	312.58
98517PA0010005	Rating Area 7	Tobacco User/Non-Tobacco User	24	312.58	312.58
98517PA0010005	Rating Area 7	Tobacco User/Non-Tobacco User	25	313.82	329.51
98517PA0010005	Rating Area 7	Tobacco User/Non-Tobacco User	26	320.07	336.07
98517PA0010005	Rating Area 7	Tobacco User/Non-Tobacco User	27	327.57	343.95
98517PA0010005	Rating Area 7	Tobacco User/Non-Tobacco User	28	339.76	356.75
98517PA0010005	Rating Area 7	Tobacco User/Non-Tobacco User	29	349.76	367.25
98517PA0010005	Rating Area 7	Tobacco User/Non-Tobacco User	30	354.76	372.50
98517PA0010005	Rating Area 7	Tobacco User/Non-Tobacco User	31	362.26	380.38
98517PA0010005	Rating Area 7	Tobacco User/Non-Tobacco User	32	369.77	388.25
98517PA0010005	Rating Area 7	Tobacco User/Non-Tobacco User	33	374.45	393.18
98517PA0010005	Rating Area 7	Tobacco User/Non-Tobacco User	34	379.45	398.43
98517PA0010005	Rating Area 7	Tobacco User/Non-Tobacco User	35	381.96	416.33

98517PA0010005	Rating Area 7	Tobacco User/Non-Tobacco User	36	384.46	419.06
98517PA0010005	Rating Area 7	Tobacco User/Non-Tobacco User	37	386.96	421.78
98517PA0010005	Rating Area 7	Tobacco User/Non-Tobacco User	38	389.46	424.51
98517PA0010005	Rating Area 7	Tobacco User/Non-Tobacco User	39	394.46	429.96
98517PA0010005	Rating Area 7	Tobacco User/Non-Tobacco User	40	399.46	435.41
98517PA0010005	Rating Area 7	Tobacco User/Non-Tobacco User	41	406.96	443.59
98517PA0010005	Rating Area 7	Tobacco User/Non-Tobacco User	42	414.15	451.42
98517PA0010005	Rating Area 7	Tobacco User/Non-Tobacco User	43	424.15	462.33
98517PA0010005	Rating Area 7	Tobacco User/Non-Tobacco User	44	436.65	475.95
98517PA0010005	Rating Area 7	Tobacco User/Non-Tobacco User	45	451.35	491.97
98517PA0010005	Rating Area 7	Tobacco User/Non-Tobacco User	46	468.85	511.05
98517PA0010005	Rating Area 7	Tobacco User/Non-Tobacco User	47	488.54	532.51
98517PA0010005	Rating Area 7	Tobacco User/Non-Tobacco User	48	511.05	557.04
98517PA0010005	Rating Area 7	Tobacco User/Non-Tobacco User	49	533.24	581.23
98517PA0010005	Rating Area 7	Tobacco User/Non-Tobacco User	50	558.24	608.48
98517PA0010005	Rating Area 7	Tobacco User/Non-Tobacco User	51	582.94	635.40
98517PA0010005	Rating Area 7	Tobacco User/Non-Tobacco User	52	610.13	665.04
98517PA0010005	Rating Area 7	Tobacco User/Non-Tobacco User	53	637.63	695.02
98517PA0010005	Rating Area 7	Tobacco User/Non-Tobacco User	54	667.33	727.39
98517PA0010005	Rating Area 7	Tobacco User/Non-Tobacco User	55	697.02	784.15
98517PA0010005	Rating Area 7	Tobacco User/Non-Tobacco User	56	729.22	820.37
98517PA0010005	Rating Area 7	Tobacco User/Non-Tobacco User	57	761.72	856.94
98517PA0010005	Rating Area 7	Tobacco User/Non-Tobacco User	58	796.42	895.97
98517PA0010005	Rating Area 7	Tobacco User/Non-Tobacco User	59	813.61	915.31
98517PA0010005	Rating Area 7	Tobacco User/Non-Tobacco User	60	848.30	954.34
98517PA0010005	Rating Area 7	Tobacco User/Non-Tobacco User	61	878.31	988.10
98517PA0010005	Rating Area 7	Tobacco User/Non-Tobacco User	62	898.00	1010.25
98517PA0010005	Rating Area 7	Tobacco User/Non-Tobacco User	63	922.69	1038.03
98517PA0010005	Rating Area 7	Tobacco User/Non-Tobacco User	64 and over	937.70	1054.91
98517PA0010006	Rating Area 7	Tobacco User/Non-Tobacco User	0-14	292.72	292.72
98517PA0010006	Rating Area 7	Tobacco User/Non-Tobacco User	15	318.74	318.74
98517PA0010006	Rating Area 7	Tobacco User/Non-Tobacco User	16	328.69	328.69
98517PA0010006	Rating Area 7	Tobacco User/Non-Tobacco User	17	338.64	338.64
98517PA0010006	Rating Area 7	Tobacco User/Non-Tobacco User	18	349.35	349.35
98517PA0010006	Rating Area 7	Tobacco User/Non-Tobacco User	19	360.07	360.07
98517PA0010006	Rating Area 7	Tobacco User/Non-Tobacco User	20	371.16	371.16
98517PA0010006	Rating Area 7	Tobacco User/Non-Tobacco User	21	382.65	382.65
98517PA0010006	Rating Area 7	Tobacco User/Non-Tobacco User	22	382.65	382.65
98517PA0010006	Rating Area 7	Tobacco User/Non-Tobacco User	23	382.65	382.65
98517PA0010006	Rating Area 7	Tobacco User/Non-Tobacco User	24	382.65	382.65
98517PA0010006	Rating Area 7	Tobacco User/Non-Tobacco User	25	384.17	403.38
98517PA0010006	Rating Area 7	Tobacco User/Non-Tobacco User	26	391.83	411.42
98517PA0010006	Rating Area 7	Tobacco User/Non-Tobacco User	27	401.01	421.06
98517PA0010006	Rating Area 7	Tobacco User/Non-Tobacco User	28	415.93	436.73
98517PA0010006	Rating Area 7	Tobacco User/Non-Tobacco User	29	428.18	449.59
98517PA0010006	Rating Area 7	Tobacco User/Non-Tobacco User	30	434.30	456.01
98517PA0010006	Rating Area 7	Tobacco User/Non-Tobacco User	31	443.48	465.66
98517PA0010006	Rating Area 7	Tobacco User/Non-Tobacco User	32	452.67	475.30
98517PA0010006	Rating Area 7	Tobacco User/Non-Tobacco User	33	458.41	481.33
98517PA0010006	Rating Area 7	Tobacco User/Non-Tobacco User	34	464.53	487.75
98517PA0010006	Rating Area 7	Tobacco User/Non-Tobacco User	35	467.59	509.67
98517PA0010006	Rating Area 7	Tobacco User/Non-Tobacco User	36	470.65	513.01
98517PA0010006	Rating Area 7	Tobacco User/Non-Tobacco User	37	473.71	516.34
98517PA0010006	Rating Area 7	Tobacco User/Non-Tobacco User	38	476.77	519.68
98517PA0010006	Rating Area 7	Tobacco User/Non-Tobacco User	39	482.89	526.35
98517PA0010006	Rating Area 7	Tobacco User/Non-Tobacco User	40	489.02	533.03
98517PA0010006	Rating Area 7	Tobacco User/Non-Tobacco User	41	498.20	543.04
98517PA0010006	Rating Area 7	Tobacco User/Non-Tobacco User	42	507.00	552.63
98517PA0010006	Rating Area 7	Tobacco User/Non-Tobacco User	43	519.25	565.98
98517PA0010006	Rating Area 7	Tobacco User/Non-Tobacco User	44	534.55	582.66
98517PA0010006	Rating Area 7	Tobacco User/Non-Tobacco User	45	552.54	602.26
98517PA0010006	Rating Area 7	Tobacco User/Non-Tobacco User	46	573.96	625.62

98517PA0010006	Rating Area 7	Tobacco User/Non-Tobacco User	47	598.07	651.90
98517PA0010006	Rating Area 7	Tobacco User/Non-Tobacco User	48	625.62	681.93
98517PA0010006	Rating Area 7	Tobacco User/Non-Tobacco User	49	652.79	711.54
98517PA0010006	Rating Area 7	Tobacco User/Non-Tobacco User	50	683.40	744.90
98517PA0010006	Rating Area 7	Tobacco User/Non-Tobacco User	51	713.63	777.85
98517PA0010006	Rating Area 7	Tobacco User/Non-Tobacco User	52	746.92	814.14
98517PA0010006	Rating Area 7	Tobacco User/Non-Tobacco User	53	780.59	850.84
98517PA0010006	Rating Area 7	Tobacco User/Non-Tobacco User	54	816.94	890.47
98517PA0010006	Rating Area 7	Tobacco User/Non-Tobacco User	55	853.29	959.95
98517PA0010006	Rating Area 7	Tobacco User/Non-Tobacco User	56	892.70	1004.29
98517PA0010006	Rating Area 7	Tobacco User/Non-Tobacco User	57	932.50	1049.06
98517PA0010006	Rating Area 7	Tobacco User/Non-Tobacco User	58	974.97	1096.84
98517PA0010006	Rating Area 7	Tobacco User/Non-Tobacco User	59	996.02	1120.52
98517PA0010006	Rating Area 7	Tobacco User/Non-Tobacco User	60	1038.49	1168.30
98517PA0010006	Rating Area 7	Tobacco User/Non-Tobacco User	61	1075.22	1209.63
98517PA0010006	Rating Area 7	Tobacco User/Non-Tobacco User	62	1099.33	1236.75
98517PA0010006	Rating Area 7	Tobacco User/Non-Tobacco User	63	1129.56	1270.75
98517PA0010006	Rating Area 7	Tobacco User/Non-Tobacco User	64 and over	1147.93	1291.42
98517PA0010008	Rating Area 7	Tobacco User/Non-Tobacco User	0-14	285.23	285.23
98517PA0010008	Rating Area 7	Tobacco User/Non-Tobacco User	15	310.58	310.58
98517PA0010008	Rating Area 7	Tobacco User/Non-Tobacco User	16	320.28	320.28
98517PA0010008	Rating Area 7	Tobacco User/Non-Tobacco User	17	329.97	329.97
98517PA0010008	Rating Area 7	Tobacco User/Non-Tobacco User	18	340.41	340.41
98517PA0010008	Rating Area 7	Tobacco User/Non-Tobacco User	19	350.85	350.85
98517PA0010008	Rating Area 7	Tobacco User/Non-Tobacco User	20	361.66	361.66
98517PA0010008	Rating Area 7	Tobacco User/Non-Tobacco User	21	372.86	372.86
98517PA0010008	Rating Area 7	Tobacco User/Non-Tobacco User	22	372.86	372.86
98517PA0010008	Rating Area 7	Tobacco User/Non-Tobacco User	23	372.86	372.86
98517PA0010008	Rating Area 7	Tobacco User/Non-Tobacco User	24	372.86	372.86
98517PA0010008	Rating Area 7	Tobacco User/Non-Tobacco User	25	374.34	393.06
98517PA0010008	Rating Area 7	Tobacco User/Non-Tobacco User	26	381.80	400.89
98517PA0010008	Rating Area 7	Tobacco User/Non-Tobacco User	27	390.74	410.28
98517PA0010008	Rating Area 7	Tobacco User/Non-Tobacco User	28	405.29	425.55
98517PA0010008	Rating Area 7	Tobacco User/Non-Tobacco User	29	417.22	438.08
98517PA0010008	Rating Area 7	Tobacco User/Non-Tobacco User	30	423.18	444.34
98517PA0010008	Rating Area 7	Tobacco User/Non-Tobacco User	31	432.13	453.74
98517PA0010008	Rating Area 7	Tobacco User/Non-Tobacco User	32	441.08	463.13
98517PA0010008	Rating Area 7	Tobacco User/Non-Tobacco User	33	446.67	469.01
98517PA0010008	Rating Area 7	Tobacco User/Non-Tobacco User	34	452.64	475.27
98517PA0010008	Rating Area 7	Tobacco User/Non-Tobacco User	35	455.62	496.63
98517PA0010008	Rating Area 7	Tobacco User/Non-Tobacco User	36	458.60	499.88
98517PA0010008	Rating Area 7	Tobacco User/Non-Tobacco User	37	461.59	503.13
98517PA0010008	Rating Area 7	Tobacco User/Non-Tobacco User	38	464.57	506.38
98517PA0010008	Rating Area 7	Tobacco User/Non-Tobacco User	39	470.53	512.88
98517PA0010008	Rating Area 7	Tobacco User/Non-Tobacco User	40	476.50	519.38
98517PA0010008	Rating Area 7	Tobacco User/Non-Tobacco User	41	485.45	529.14
98517PA0010008	Rating Area 7	Tobacco User/Non-Tobacco User	42	494.02	538.49
98517PA0010008	Rating Area 7	Tobacco User/Non-Tobacco User	43	505.95	551.49
98517PA0010008	Rating Area 7	Tobacco User/Non-Tobacco User	44	520.87	567.75
98517PA0010008	Rating Area 7	Tobacco User/Non-Tobacco User	45	538.39	586.85
98517PA0010008	Rating Area 7	Tobacco User/Non-Tobacco User	46	559.27	609.61
98517PA0010008	Rating Area 7	Tobacco User/Non-Tobacco User	47	582.76	635.21
98517PA0010008	Rating Area 7	Tobacco User/Non-Tobacco User	48	609.61	664.47
98517PA0010008	Rating Area 7	Tobacco User/Non-Tobacco User	49	636.08	693.33
98517PA0010008	Rating Area 7	Tobacco User/Non-Tobacco User	50	665.91	725.84
98517PA0010008	Rating Area 7	Tobacco User/Non-Tobacco User	51	695.36	757.94
98517PA0010008	Rating Area 7	Tobacco User/Non-Tobacco User	52	727.80	793.30
98517PA0010008	Rating Area 7	Tobacco User/Non-Tobacco User	53	760.61	829.06
98517PA0010008	Rating Area 7	Tobacco User/Non-Tobacco User	54	796.03	867.67
98517PA0010008	Rating Area 7	Tobacco User/Non-Tobacco User	55	831.45	935.38
98517PA0010008	Rating Area 7	Tobacco User/Non-Tobacco User	56	869.85	978.59
98517PA0010008	Rating Area 7	Tobacco User/Non-Tobacco User	57	908.63	1022.21

98517PA0010008	Rating Area 7	Tobacco User/Non-Tobacco User	58	950.02	1068.77
98517PA0010008	Rating Area 7	Tobacco User/Non-Tobacco User	59	970.52	1091.84
98517PA0010008	Rating Area 7	Tobacco User/Non-Tobacco User	60	1011.91	1138.40
98517PA0010008	Rating Area 7	Tobacco User/Non-Tobacco User	61	1047.70	1178.67
98517PA0010008	Rating Area 7	Tobacco User/Non-Tobacco User	62	1071.19	1205.09
98517PA0010008	Rating Area 7	Tobacco User/Non-Tobacco User	63	1100.65	1238.23
98517PA0010008	Rating Area 7	Tobacco User/Non-Tobacco User	64 and over	1118.54	1258.36
98517PA0010010	Rating Area 7	Tobacco User/Non-Tobacco User	0-14	228.05	228.05
98517PA0010010	Rating Area 7	Tobacco User/Non-Tobacco User	15	248.32	248.32
98517PA0010010	Rating Area 7	Tobacco User/Non-Tobacco User	16	256.07	256.07
98517PA0010010	Rating Area 7	Tobacco User/Non-Tobacco User	17	263.82	263.82
98517PA0010010	Rating Area 7	Tobacco User/Non-Tobacco User	18	272.16	272.16
98517PA0010010	Rating Area 7	Tobacco User/Non-Tobacco User	19	280.51	280.51
98517PA0010010	Rating Area 7	Tobacco User/Non-Tobacco User	20	289.16	289.16
98517PA0010010	Rating Area 7	Tobacco User/Non-Tobacco User	21	298.11	298.11
98517PA0010010	Rating Area 7	Tobacco User/Non-Tobacco User	22	298.11	298.11
98517PA0010010	Rating Area 7	Tobacco User/Non-Tobacco User	23	298.11	298.11
98517PA0010010	Rating Area 7	Tobacco User/Non-Tobacco User	24	298.11	298.11
98517PA0010010	Rating Area 7	Tobacco User/Non-Tobacco User	25	299.29	314.26
98517PA0010010	Rating Area 7	Tobacco User/Non-Tobacco User	26	305.25	320.52
98517PA0010010	Rating Area 7	Tobacco User/Non-Tobacco User	27	312.41	328.03
98517PA0010010	Rating Area 7	Tobacco User/Non-Tobacco User	28	324.03	340.23
98517PA0010010	Rating Area 7	Tobacco User/Non-Tobacco User	29	333.57	350.25
98517PA0010010	Rating Area 7	Tobacco User/Non-Tobacco User	30	338.34	355.26
98517PA0010010	Rating Area 7	Tobacco User/Non-Tobacco User	31	345.50	362.77
98517PA0010010	Rating Area 7	Tobacco User/Non-Tobacco User	32	352.65	370.28
98517PA0010010	Rating Area 7	Tobacco User/Non-Tobacco User	33	357.12	374.98
98517PA0010010	Rating Area 7	Tobacco User/Non-Tobacco User	34	361.89	379.99
98517PA0010010	Rating Area 7	Tobacco User/Non-Tobacco User	35	364.28	397.06
98517PA0010010	Rating Area 7	Tobacco User/Non-Tobacco User	36	366.66	399.66
98517PA0010010	Rating Area 7	Tobacco User/Non-Tobacco User	37	369.05	402.26
98517PA0010010	Rating Area 7	Tobacco User/Non-Tobacco User	38	371.43	404.86
98517PA0010010	Rating Area 7	Tobacco User/Non-Tobacco User	39	376.20	410.06
98517PA0010010	Rating Area 7	Tobacco User/Non-Tobacco User	40	380.97	415.26
98517PA0010010	Rating Area 7	Tobacco User/Non-Tobacco User	41	388.12	423.06
98517PA0010010	Rating Area 7	Tobacco User/Non-Tobacco User	42	394.98	430.53
98517PA0010010	Rating Area 7	Tobacco User/Non-Tobacco User	43	404.52	440.93
98517PA0010010	Rating Area 7	Tobacco User/Non-Tobacco User	44	416.44	453.92
98517PA0010010	Rating Area 7	Tobacco User/Non-Tobacco User	45	430.45	469.19
98517PA0010010	Rating Area 7	Tobacco User/Non-Tobacco User	46	447.15	487.39
98517PA0010010	Rating Area 7	Tobacco User/Non-Tobacco User	47	465.93	507.86
98517PA0010010	Rating Area 7	Tobacco User/Non-Tobacco User	48	487.39	531.26
98517PA0010010	Rating Area 7	Tobacco User/Non-Tobacco User	49	508.56	554.33
98517PA0010010	Rating Area 7	Tobacco User/Non-Tobacco User	50	532.40	580.32
98517PA0010010	Rating Area 7	Tobacco User/Non-Tobacco User	51	555.95	605.99
98517PA0010010	Rating Area 7	Tobacco User/Non-Tobacco User	52	581.89	634.26
98517PA0010010	Rating Area 7	Tobacco User/Non-Tobacco User	53	608.12	662.85
98517PA0010010	Rating Area 7	Tobacco User/Non-Tobacco User	54	636.44	693.72
98517PA0010010	Rating Area 7	Tobacco User/Non-Tobacco User	55	664.76	747.85
98517PA0010010	Rating Area 7	Tobacco User/Non-Tobacco User	56	695.46	782.40
98517PA0010010	Rating Area 7	Tobacco User/Non-Tobacco User	57	726.47	817.27
98517PA0010010	Rating Area 7	Tobacco User/Non-Tobacco User	58	759.55	854.50
98517PA0010010	Rating Area 7	Tobacco User/Non-Tobacco User	59	775.95	872.94
98517PA0010010	Rating Area 7	Tobacco User/Non-Tobacco User	60	809.04	910.17
98517PA0010010	Rating Area 7	Tobacco User/Non-Tobacco User	61	837.66	942.36
98517PA0010010	Rating Area 7	Tobacco User/Non-Tobacco User	62	856.44	963.49
98517PA0010010	Rating Area 7	Tobacco User/Non-Tobacco User	63	879.99	989.98
98517PA0010010	Rating Area 7	Tobacco User/Non-Tobacco User	64 and over	894.30	1006.08
98517PA0010011	Rating Area 7	Tobacco User/Non-Tobacco User	0-14	158.73	158.73
98517PA0010011	Rating Area 7	Tobacco User/Non-Tobacco User	15	172.84	172.84
98517PA0010011	Rating Area 7	Tobacco User/Non-Tobacco User	16	178.23	178.23
98517PA0010011	Rating Area 7	Tobacco User/Non-Tobacco User	17	183.62	183.62

98517PA0010011	Rating Area 7	Tobacco User/Non-Tobacco User	18	189.43	189.43
98517PA0010011	Rating Area 7	Tobacco User/Non-Tobacco User	19	195.24	195.24
98517PA0010011	Rating Area 7	Tobacco User/Non-Tobacco User	20	201.26	201.26
98517PA0010011	Rating Area 7	Tobacco User/Non-Tobacco User	21	207.50	207.50
98517PA0010011	Rating Area 7	Tobacco User/Non-Tobacco User	22	207.50	207.50
98517PA0010011	Rating Area 7	Tobacco User/Non-Tobacco User	23	207.50	207.50
98517PA0010011	Rating Area 7	Tobacco User/Non-Tobacco User	24	207.50	207.50
98517PA0010011	Rating Area 7	Tobacco User/Non-Tobacco User	25	208.32	218.73
98517PA0010011	Rating Area 7	Tobacco User/Non-Tobacco User	26	212.47	223.09
98517PA0010011	Rating Area 7	Tobacco User/Non-Tobacco User	27	217.45	228.32
98517PA0010011	Rating Area 7	Tobacco User/Non-Tobacco User	28	225.54	236.81
98517PA0010011	Rating Area 7	Tobacco User/Non-Tobacco User	29	232.18	243.79
98517PA0010011	Rating Area 7	Tobacco User/Non-Tobacco User	30	235.50	247.27
98517PA0010011	Rating Area 7	Tobacco User/Non-Tobacco User	31	240.48	252.50
98517PA0010011	Rating Area 7	Tobacco User/Non-Tobacco User	32	245.46	257.73
98517PA0010011	Rating Area 7	Tobacco User/Non-Tobacco User	33	248.57	261.00
98517PA0010011	Rating Area 7	Tobacco User/Non-Tobacco User	34	251.89	264.48
98517PA0010011	Rating Area 7	Tobacco User/Non-Tobacco User	35	253.55	276.37
98517PA0010011	Rating Area 7	Tobacco User/Non-Tobacco User	36	255.21	278.18
98517PA0010011	Rating Area 7	Tobacco User/Non-Tobacco User	37	256.87	279.99
98517PA0010011	Rating Area 7	Tobacco User/Non-Tobacco User	38	258.53	281.79
98517PA0010011	Rating Area 7	Tobacco User/Non-Tobacco User	39	261.85	285.41
98517PA0010011	Rating Area 7	Tobacco User/Non-Tobacco User	40	265.17	289.03
98517PA0010011	Rating Area 7	Tobacco User/Non-Tobacco User	41	270.15	294.46
98517PA0010011	Rating Area 7	Tobacco User/Non-Tobacco User	42	274.92	299.66
98517PA0010011	Rating Area 7	Tobacco User/Non-Tobacco User	43	281.56	306.90
98517PA0010011	Rating Area 7	Tobacco User/Non-Tobacco User	44	289.86	315.94
98517PA0010011	Rating Area 7	Tobacco User/Non-Tobacco User	45	299.61	326.57
98517PA0010011	Rating Area 7	Tobacco User/Non-Tobacco User	46	311.23	339.24
98517PA0010011	Rating Area 7	Tobacco User/Non-Tobacco User	47	324.30	353.49
98517PA0010011	Rating Area 7	Tobacco User/Non-Tobacco User	48	339.24	369.77
98517PA0010011	Rating Area 7	Tobacco User/Non-Tobacco User	49	353.97	385.83
98517PA0010011	Rating Area 7	Tobacco User/Non-Tobacco User	50	370.57	403.92
98517PA0010011	Rating Area 7	Tobacco User/Non-Tobacco User	51	386.96	421.79
98517PA0010011	Rating Area 7	Tobacco User/Non-Tobacco User	52	405.01	441.46
98517PA0010011	Rating Area 7	Tobacco User/Non-Tobacco User	53	423.27	461.37
98517PA0010011	Rating Area 7	Tobacco User/Non-Tobacco User	54	442.98	482.85
98517PA0010011	Rating Area 7	Tobacco User/Non-Tobacco User	55	462.69	520.53
98517PA0010011	Rating Area 7	Tobacco User/Non-Tobacco User	56	484.06	544.57
98517PA0010011	Rating Area 7	Tobacco User/Non-Tobacco User	57	505.64	568.85
98517PA0010011	Rating Area 7	Tobacco User/Non-Tobacco User	58	528.67	594.76
98517PA0010011	Rating Area 7	Tobacco User/Non-Tobacco User	59	540.09	607.60
98517PA0010011	Rating Area 7	Tobacco User/Non-Tobacco User	60	563.12	633.51
98517PA0010011	Rating Area 7	Tobacco User/Non-Tobacco User	61	583.03	655.91
98517PA0010011	Rating Area 7	Tobacco User/Non-Tobacco User	62	596.11	670.62
98517PA0010011	Rating Area 7	Tobacco User/Non-Tobacco User	63	612.50	689.06
98517PA0010011	Rating Area 7	Tobacco User/Non-Tobacco User	64 and over	622.46	700.26
98517PA0010012	Rating Area 7	Tobacco User/Non-Tobacco User	0-14	239.25	239.25
98517PA0010012	Rating Area 7	Tobacco User/Non-Tobacco User	15	260.51	260.51
98517PA0010012	Rating Area 7	Tobacco User/Non-Tobacco User	16	268.65	268.65
98517PA0010012	Rating Area 7	Tobacco User/Non-Tobacco User	17	276.78	276.78
98517PA0010012	Rating Area 7	Tobacco User/Non-Tobacco User	18	285.53	285.53
98517PA0010012	Rating Area 7	Tobacco User/Non-Tobacco User	19	294.29	294.29
98517PA0010012	Rating Area 7	Tobacco User/Non-Tobacco User	20	303.36	303.36
98517PA0010012	Rating Area 7	Tobacco User/Non-Tobacco User	21	312.75	312.75
98517PA0010012	Rating Area 7	Tobacco User/Non-Tobacco User	22	312.75	312.75
98517PA0010012	Rating Area 7	Tobacco User/Non-Tobacco User	23	312.75	312.75
98517PA0010012	Rating Area 7	Tobacco User/Non-Tobacco User	24	312.75	312.75
98517PA0010012	Rating Area 7	Tobacco User/Non-Tobacco User	25	313.99	329.69
98517PA0010012	Rating Area 7	Tobacco User/Non-Tobacco User	26	320.25	336.26
98517PA0010012	Rating Area 7	Tobacco User/Non-Tobacco User	27	327.75	344.14
98517PA0010012	Rating Area 7	Tobacco User/Non-Tobacco User	28	339.95	356.95

98517PA0010012	Rating Area 7	Tobacco User/Non-Tobacco User	29	349.96	367.46
98517PA0010012	Rating Area 7	Tobacco User/Non-Tobacco User	30	354.96	372.71
98517PA0010012	Rating Area 7	Tobacco User/Non-Tobacco User	31	362.47	380.59
98517PA0010012	Rating Area 7	Tobacco User/Non-Tobacco User	32	369.97	388.47
98517PA0010012	Rating Area 7	Tobacco User/Non-Tobacco User	33	374.67	393.40
98517PA0010012	Rating Area 7	Tobacco User/Non-Tobacco User	34	379.67	398.65
98517PA0010012	Rating Area 7	Tobacco User/Non-Tobacco User	35	382.17	416.57
98517PA0010012	Rating Area 7	Tobacco User/Non-Tobacco User	36	384.67	419.29
98517PA0010012	Rating Area 7	Tobacco User/Non-Tobacco User	37	387.17	422.02
98517PA0010012	Rating Area 7	Tobacco User/Non-Tobacco User	38	389.68	424.75
98517PA0010012	Rating Area 7	Tobacco User/Non-Tobacco User	39	394.68	430.20
98517PA0010012	Rating Area 7	Tobacco User/Non-Tobacco User	40	399.68	435.66
98517PA0010012	Rating Area 7	Tobacco User/Non-Tobacco User	41	407.19	443.84
98517PA0010012	Rating Area 7	Tobacco User/Non-Tobacco User	42	414.38	451.68
98517PA0010012	Rating Area 7	Tobacco User/Non-Tobacco User	43	424.39	462.59
98517PA0010012	Rating Area 7	Tobacco User/Non-Tobacco User	44	436.90	476.22
98517PA0010012	Rating Area 7	Tobacco User/Non-Tobacco User	45	451.60	492.24
98517PA0010012	Rating Area 7	Tobacco User/Non-Tobacco User	46	469.11	511.33
98517PA0010012	Rating Area 7	Tobacco User/Non-Tobacco User	47	488.82	532.81
98517PA0010012	Rating Area 7	Tobacco User/Non-Tobacco User	48	511.33	557.35
98517PA0010012	Rating Area 7	Tobacco User/Non-Tobacco User	49	533.54	581.56
98517PA0010012	Rating Area 7	Tobacco User/Non-Tobacco User	50	558.56	608.83
98517PA0010012	Rating Area 7	Tobacco User/Non-Tobacco User	51	583.26	635.76
98517PA0010012	Rating Area 7	Tobacco User/Non-Tobacco User	52	610.47	665.42
98517PA0010012	Rating Area 7	Tobacco User/Non-Tobacco User	53	637.99	695.41
98517PA0010012	Rating Area 7	Tobacco User/Non-Tobacco User	54	667.70	727.80
98517PA0010012	Rating Area 7	Tobacco User/Non-Tobacco User	55	697.41	784.59
98517PA0010012	Rating Area 7	Tobacco User/Non-Tobacco User	56	729.63	820.83
98517PA0010012	Rating Area 7	Tobacco User/Non-Tobacco User	57	762.15	857.42
98517PA0010012	Rating Area 7	Tobacco User/Non-Tobacco User	58	796.87	896.48
98517PA0010012	Rating Area 7	Tobacco User/Non-Tobacco User	59	814.07	915.83
98517PA0010012	Rating Area 7	Tobacco User/Non-Tobacco User	60	848.78	954.88
98517PA0010012	Rating Area 7	Tobacco User/Non-Tobacco User	61	878.81	988.66
98517PA0010012	Rating Area 7	Tobacco User/Non-Tobacco User	62	898.51	1010.82
98517PA0010012	Rating Area 7	Tobacco User/Non-Tobacco User	63	923.21	1038.62
98517PA0010012	Rating Area 7	Tobacco User/Non-Tobacco User	64 and over	938.23	1055.50
98517PA0010013	Rating Area 7	Tobacco User/Non-Tobacco User	0-14	257.74	257.74
98517PA0010013	Rating Area 7	Tobacco User/Non-Tobacco User	15	280.65	280.65
98517PA0010013	Rating Area 7	Tobacco User/Non-Tobacco User	16	289.41	289.41
98517PA0010013	Rating Area 7	Tobacco User/Non-Tobacco User	17	298.17	298.17
98517PA0010013	Rating Area 7	Tobacco User/Non-Tobacco User	18	307.60	307.60
98517PA0010013	Rating Area 7	Tobacco User/Non-Tobacco User	19	317.04	317.04
98517PA0010013	Rating Area 7	Tobacco User/Non-Tobacco User	20	326.81	326.81
98517PA0010013	Rating Area 7	Tobacco User/Non-Tobacco User	21	336.92	336.92
98517PA0010013	Rating Area 7	Tobacco User/Non-Tobacco User	22	336.92	336.92
98517PA0010013	Rating Area 7	Tobacco User/Non-Tobacco User	23	336.92	336.92
98517PA0010013	Rating Area 7	Tobacco User/Non-Tobacco User	24	336.92	336.92
98517PA0010013	Rating Area 7	Tobacco User/Non-Tobacco User	25	338.26	355.17
98517PA0010013	Rating Area 7	Tobacco User/Non-Tobacco User	26	345.00	362.25
98517PA0010013	Rating Area 7	Tobacco User/Non-Tobacco User	27	353.09	370.74
98517PA0010013	Rating Area 7	Tobacco User/Non-Tobacco User	28	366.23	384.54
98517PA0010013	Rating Area 7	Tobacco User/Non-Tobacco User	29	377.01	395.86
98517PA0010013	Rating Area 7	Tobacco User/Non-Tobacco User	30	382.40	401.52
98517PA0010013	Rating Area 7	Tobacco User/Non-Tobacco User	31	390.48	410.01
98517PA0010013	Rating Area 7	Tobacco User/Non-Tobacco User	32	398.57	418.50
98517PA0010013	Rating Area 7	Tobacco User/Non-Tobacco User	33	403.62	423.80
98517PA0010013	Rating Area 7	Tobacco User/Non-Tobacco User	34	409.01	429.46
98517PA0010013	Rating Area 7	Tobacco User/Non-Tobacco User	35	411.71	448.76
98517PA0010013	Rating Area 7	Tobacco User/Non-Tobacco User	36	414.40	451.70
98517PA0010013	Rating Area 7	Tobacco User/Non-Tobacco User	37	417.10	454.64
98517PA0010013	Rating Area 7	Tobacco User/Non-Tobacco User	38	419.79	457.58
98517PA0010013	Rating Area 7	Tobacco User/Non-Tobacco User	39	425.19	463.45

98517PA0010013	Rating Area 7	Tobacco User/Non-Tobacco User	40	430.58	469.33
98517PA0010013	Rating Area 7	Tobacco User/Non-Tobacco User	41	438.66	478.14
98517PA0010013	Rating Area 7	Tobacco User/Non-Tobacco User	42	446.41	486.59
98517PA0010013	Rating Area 7	Tobacco User/Non-Tobacco User	43	457.19	498.34
98517PA0010013	Rating Area 7	Tobacco User/Non-Tobacco User	44	470.67	513.03
98517PA0010013	Rating Area 7	Tobacco User/Non-Tobacco User	45	486.50	530.29
98517PA0010013	Rating Area 7	Tobacco User/Non-Tobacco User	46	505.37	550.85
98517PA0010013	Rating Area 7	Tobacco User/Non-Tobacco User	47	526.60	573.99
98517PA0010013	Rating Area 7	Tobacco User/Non-Tobacco User	48	550.85	600.43
98517PA0010013	Rating Area 7	Tobacco User/Non-Tobacco User	49	574.78	626.51
98517PA0010013	Rating Area 7	Tobacco User/Non-Tobacco User	50	601.73	655.88
98517PA0010013	Rating Area 7	Tobacco User/Non-Tobacco User	51	628.34	684.90
98517PA0010013	Rating Area 7	Tobacco User/Non-Tobacco User	52	657.66	716.85
98517PA0010013	Rating Area 7	Tobacco User/Non-Tobacco User	53	687.30	749.16
98517PA0010013	Rating Area 7	Tobacco User/Non-Tobacco User	54	719.31	784.05
98517PA0010013	Rating Area 7	Tobacco User/Non-Tobacco User	55	751.32	845.23
98517PA0010013	Rating Area 7	Tobacco User/Non-Tobacco User	56	786.02	884.27
98517PA0010013	Rating Area 7	Tobacco User/Non-Tobacco User	57	821.06	923.69
98517PA0010013	Rating Area 7	Tobacco User/Non-Tobacco User	58	858.46	965.76
98517PA0010013	Rating Area 7	Tobacco User/Non-Tobacco User	59	876.99	986.61
98517PA0010013	Rating Area 7	Tobacco User/Non-Tobacco User	60	914.38	1028.68
98517PA0010013	Rating Area 7	Tobacco User/Non-Tobacco User	61	946.73	1065.07
98517PA0010013	Rating Area 7	Tobacco User/Non-Tobacco User	62	967.95	1088.95
98517PA0010013	Rating Area 7	Tobacco User/Non-Tobacco User	63	994.57	1118.89
98517PA0010013	Rating Area 7	Tobacco User/Non-Tobacco User	64 and over	1010.74	1137.09
98517PA0010014	Rating Area 7	Tobacco User/Non-Tobacco User	0-14	212.88	212.88
98517PA0010014	Rating Area 7	Tobacco User/Non-Tobacco User	15	231.80	231.80
98517PA0010014	Rating Area 7	Tobacco User/Non-Tobacco User	16	239.04	239.04
98517PA0010014	Rating Area 7	Tobacco User/Non-Tobacco User	17	246.27	246.27
98517PA0010014	Rating Area 7	Tobacco User/Non-Tobacco User	18	254.07	254.07
98517PA0010014	Rating Area 7	Tobacco User/Non-Tobacco User	19	261.86	261.86
98517PA0010014	Rating Area 7	Tobacco User/Non-Tobacco User	20	269.93	269.93
98517PA0010014	Rating Area 7	Tobacco User/Non-Tobacco User	21	278.29	278.29
98517PA0010014	Rating Area 7	Tobacco User/Non-Tobacco User	22	278.29	278.29
98517PA0010014	Rating Area 7	Tobacco User/Non-Tobacco User	23	278.29	278.29
98517PA0010014	Rating Area 7	Tobacco User/Non-Tobacco User	24	278.29	278.29
98517PA0010014	Rating Area 7	Tobacco User/Non-Tobacco User	25	279.39	293.36
98517PA0010014	Rating Area 7	Tobacco User/Non-Tobacco User	26	284.95	299.20
98517PA0010014	Rating Area 7	Tobacco User/Non-Tobacco User	27	291.63	306.21
98517PA0010014	Rating Area 7	Tobacco User/Non-Tobacco User	28	302.49	317.61
98517PA0010014	Rating Area 7	Tobacco User/Non-Tobacco User	29	311.39	326.96
98517PA0010014	Rating Area 7	Tobacco User/Non-Tobacco User	30	315.84	331.64
98517PA0010014	Rating Area 7	Tobacco User/Non-Tobacco User	31	322.52	338.65
98517PA0010014	Rating Area 7	Tobacco User/Non-Tobacco User	32	329.20	345.66
98517PA0010014	Rating Area 7	Tobacco User/Non-Tobacco User	33	333.37	350.04
98517PA0010014	Rating Area 7	Tobacco User/Non-Tobacco User	34	337.83	354.72
98517PA0010014	Rating Area 7	Tobacco User/Non-Tobacco User	35	340.05	370.66
98517PA0010014	Rating Area 7	Tobacco User/Non-Tobacco User	36	342.28	373.08
98517PA0010014	Rating Area 7	Tobacco User/Non-Tobacco User	37	344.51	375.51
98517PA0010014	Rating Area 7	Tobacco User/Non-Tobacco User	38	346.73	377.94
98517PA0010014	Rating Area 7	Tobacco User/Non-Tobacco User	39	351.18	382.79
98517PA0010014	Rating Area 7	Tobacco User/Non-Tobacco User	40	355.64	387.64
98517PA0010014	Rating Area 7	Tobacco User/Non-Tobacco User	41	362.31	394.92
98517PA0010014	Rating Area 7	Tobacco User/Non-Tobacco User	42	368.72	401.90
98517PA0010014	Rating Area 7	Tobacco User/Non-Tobacco User	43	377.62	411.61
98517PA0010014	Rating Area 7	Tobacco User/Non-Tobacco User	44	388.75	423.74
98517PA0010014	Rating Area 7	Tobacco User/Non-Tobacco User	45	401.83	437.99
98517PA0010014	Rating Area 7	Tobacco User/Non-Tobacco User	46	417.41	454.98
98517PA0010014	Rating Area 7	Tobacco User/Non-Tobacco User	47	434.94	474.09
98517PA0010014	Rating Area 7	Tobacco User/Non-Tobacco User	48	454.98	495.93
98517PA0010014	Rating Area 7	Tobacco User/Non-Tobacco User	49	474.74	517.46
98517PA0010014	Rating Area 7	Tobacco User/Non-Tobacco User	50	497.00	541.73



98517PA0010014	Rating Area 7	Tobacco User/Non-Tobacco User	51	518.98	565.69
98517PA0010014	Rating Area 7	Tobacco User/Non-Tobacco User	52	543.19	592.08
98517PA0010014	Rating Area 7	Tobacco User/Non-Tobacco User	53	567.68	618.77
98517PA0010014	Rating Area 7	Tobacco User/Non-Tobacco User	54	594.12	647.59
98517PA0010014	Rating Area 7	Tobacco User/Non-Tobacco User	55	620.55	698.12
98517PA0010014	Rating Area 7	Tobacco User/Non-Tobacco User	56	649.22	730.37
98517PA0010014	Rating Area 7	Tobacco User/Non-Tobacco User	57	678.16	762.93
98517PA0010014	Rating Area 7	Tobacco User/Non-Tobacco User	58	709.05	797.68
98517PA0010014	Rating Area 7	Tobacco User/Non-Tobacco User	59	724.35	814.90
98517PA0010014	Rating Area 7	Tobacco User/Non-Tobacco User	60	755.24	849.65
98517PA0010014	Rating Area 7	Tobacco User/Non-Tobacco User	61	781.95	879.70
98517PA0010014	Rating Area 7	Tobacco User/Non-Tobacco User	62	799.49	899.42
98517PA0010014	Rating Area 7	Tobacco User/Non-Tobacco User	63	821.47	924.15
98517PA0010014	Rating Area 7	Tobacco User/Non-Tobacco User	64 and over	834.83	939.18
98517PA0010015	Rating Area 7	Tobacco User/Non-Tobacco User	0-14	285.10	285.10
98517PA0010015	Rating Area 7	Tobacco User/Non-Tobacco User	15	310.44	310.44
98517PA0010015	Rating Area 7	Tobacco User/Non-Tobacco User	16	320.13	320.13
98517PA0010015	Rating Area 7	Tobacco User/Non-Tobacco User	17	329.82	329.82
98517PA0010015	Rating Area 7	Tobacco User/Non-Tobacco User	18	340.25	340.25
98517PA0010015	Rating Area 7	Tobacco User/Non-Tobacco User	19	350.69	350.69
98517PA0010015	Rating Area 7	Tobacco User/Non-Tobacco User	20	361.49	361.49
98517PA0010015	Rating Area 7	Tobacco User/Non-Tobacco User	21	372.68	372.68
98517PA0010015	Rating Area 7	Tobacco User/Non-Tobacco User	22	372.68	372.68
98517PA0010015	Rating Area 7	Tobacco User/Non-Tobacco User	23	372.68	372.68
98517PA0010015	Rating Area 7	Tobacco User/Non-Tobacco User	24	372.68	372.68
98517PA0010015	Rating Area 7	Tobacco User/Non-Tobacco User	25	374.16	392.87
98517PA0010015	Rating Area 7	Tobacco User/Non-Tobacco User	26	381.62	400.70
98517PA0010015	Rating Area 7	Tobacco User/Non-Tobacco User	27	390.56	410.09
98517PA0010015	Rating Area 7	Tobacco User/Non-Tobacco User	28	405.10	425.35
98517PA0010015	Rating Area 7	Tobacco User/Non-Tobacco User	29	417.02	437.87
98517PA0010015	Rating Area 7	Tobacco User/Non-Tobacco User	30	422.98	444.13
98517PA0010015	Rating Area 7	Tobacco User/Non-Tobacco User	31	431.93	453.52
98517PA0010015	Rating Area 7	Tobacco User/Non-Tobacco User	32	440.87	462.92
98517PA0010015	Rating Area 7	Tobacco User/Non-Tobacco User	33	446.46	468.79
98517PA0010015	Rating Area 7	Tobacco User/Non-Tobacco User	34	452.43	475.05
98517PA0010015	Rating Area 7	Tobacco User/Non-Tobacco User	35	455.41	496.39
98517PA0010015	Rating Area 7	Tobacco User/Non-Tobacco User	36	458.39	499.64
98517PA0010015	Rating Area 7	Tobacco User/Non-Tobacco User	37	461.37	502.89
98517PA0010015	Rating Area 7	Tobacco User/Non-Tobacco User	38	464.35	506.14
98517PA0010015	Rating Area 7	Tobacco User/Non-Tobacco User	39	470.31	512.64
98517PA0010015	Rating Area 7	Tobacco User/Non-Tobacco User	40	476.28	519.14
98517PA0010015	Rating Area 7	Tobacco User/Non-Tobacco User	41	485.22	528.89
98517PA0010015	Rating Area 7	Tobacco User/Non-Tobacco User	42	493.79	538.23
98517PA0010015	Rating Area 7	Tobacco User/Non-Tobacco User	43	505.72	551.23
98517PA0010015	Rating Area 7	Tobacco User/Non-Tobacco User	44	520.62	567.48
98517PA0010015	Rating Area 7	Tobacco User/Non-Tobacco User	45	538.14	586.57
98517PA0010015	Rating Area 7	Tobacco User/Non-Tobacco User	46	559.01	609.32
98517PA0010015	Rating Area 7	Tobacco User/Non-Tobacco User	47	582.49	634.91
98517PA0010015	Rating Area 7	Tobacco User/Non-Tobacco User	48	609.32	664.16
98517PA0010015	Rating Area 7	Tobacco User/Non-Tobacco User	49	635.78	693.00
98517PA0010015	Rating Area 7	Tobacco User/Non-Tobacco User	50	665.59	725.50
98517PA0010015	Rating Area 7	Tobacco User/Non-Tobacco User	51	695.04	757.59
98517PA0010015	Rating Area 7	Tobacco User/Non-Tobacco User	52	727.46	792.93
98517PA0010015	Rating Area 7	Tobacco User/Non-Tobacco User	53	760.25	828.68
98517PA0010015	Rating Area 7	Tobacco User/Non-Tobacco User	54	795.66	867.27
98517PA0010015	Rating Area 7	Tobacco User/Non-Tobacco User	55	831.06	934.94
98517PA0010015	Rating Area 7	Tobacco User/Non-Tobacco User	56	869.45	978.13
98517PA0010015	Rating Area 7	Tobacco User/Non-Tobacco User	57	908.20	1021.73
98517PA0010015	Rating Area 7	Tobacco User/Non-Tobacco User	58	949.57	1068.27
98517PA0010015	Rating Area 7	Tobacco User/Non-Tobacco User	59	970.07	1091.33
98517PA0010015	Rating Area 7	Tobacco User/Non-Tobacco User	60	1011.44	1137.86
98517PA0010015	Rating Area 7	Tobacco User/Non-Tobacco User	61	1047.21	1178.11

98517PA0010015	Rating Area 7	Tobacco User/Non-Tobacco User	62	1070.69	1204.53
98517PA0010015	Rating Area 7	Tobacco User/Non-Tobacco User	63	1100.13	1237.65
98517PA0010015	Rating Area 7	Tobacco User/Non-Tobacco User	64 and over	1118.02	1257.77
98517PA0010017	Rating Area 7	Tobacco User/Non-Tobacco User	0-14	305.83	305.83
98517PA0010017	Rating Area 7	Tobacco User/Non-Tobacco User	15	333.02	333.02
98517PA0010017	Rating Area 7	Tobacco User/Non-Tobacco User	16	343.41	343.41
98517PA0010017	Rating Area 7	Tobacco User/Non-Tobacco User	17	353.81	353.81
98517PA0010017	Rating Area 7	Tobacco User/Non-Tobacco User	18	365.00	365.00
98517PA0010017	Rating Area 7	Tobacco User/Non-Tobacco User	19	376.20	376.20
98517PA0010017	Rating Area 7	Tobacco User/Non-Tobacco User	20	387.79	387.79
98517PA0010017	Rating Area 7	Tobacco User/Non-Tobacco User	21	399.79	399.79
98517PA0010017	Rating Area 7	Tobacco User/Non-Tobacco User	22	399.79	399.79
98517PA0010017	Rating Area 7	Tobacco User/Non-Tobacco User	23	399.79	399.79
98517PA0010017	Rating Area 7	Tobacco User/Non-Tobacco User	24	399.79	399.79
98517PA0010017	Rating Area 7	Tobacco User/Non-Tobacco User	25	401.38	421.45
98517PA0010017	Rating Area 7	Tobacco User/Non-Tobacco User	26	409.38	429.85
98517PA0010017	Rating Area 7	Tobacco User/Non-Tobacco User	27	418.97	439.92
98517PA0010017	Rating Area 7	Tobacco User/Non-Tobacco User	28	434.56	456.29
98517PA0010017	Rating Area 7	Tobacco User/Non-Tobacco User	29	447.36	469.73
98517PA0010017	Rating Area 7	Tobacco User/Non-Tobacco User	30	453.75	476.44
98517PA0010017	Rating Area 7	Tobacco User/Non-Tobacco User	31	463.35	486.52
98517PA0010017	Rating Area 7	Tobacco User/Non-Tobacco User	32	472.94	496.59
98517PA0010017	Rating Area 7	Tobacco User/Non-Tobacco User	33	478.94	502.89
98517PA0010017	Rating Area 7	Tobacco User/Non-Tobacco User	34	485.34	509.60
98517PA0010017	Rating Area 7	Tobacco User/Non-Tobacco User	35	488.54	532.50
98517PA0010017	Rating Area 7	Tobacco User/Non-Tobacco User	36	491.73	535.99
98517PA0010017	Rating Area 7	Tobacco User/Non-Tobacco User	37	494.93	539.48
98517PA0010017	Rating Area 7	Tobacco User/Non-Tobacco User	38	498.13	542.96
98517PA0010017	Rating Area 7	Tobacco User/Non-Tobacco User	39	504.53	549.93
98517PA0010017	Rating Area 7	Tobacco User/Non-Tobacco User	40	510.92	556.91
98517PA0010017	Rating Area 7	Tobacco User/Non-Tobacco User	41	520.52	567.36
98517PA0010017	Rating Area 7	Tobacco User/Non-Tobacco User	42	529.71	577.39
98517PA0010017	Rating Area 7	Tobacco User/Non-Tobacco User	43	542.51	591.33
98517PA0010017	Rating Area 7	Tobacco User/Non-Tobacco User	44	558.50	608.76
98517PA0010017	Rating Area 7	Tobacco User/Non-Tobacco User	45	577.29	629.24
98517PA0010017	Rating Area 7	Tobacco User/Non-Tobacco User	46	599.68	653.65
98517PA0010017	Rating Area 7	Tobacco User/Non-Tobacco User	47	624.86	681.10
98517PA0010017	Rating Area 7	Tobacco User/Non-Tobacco User	48	653.65	712.47
98517PA0010017	Rating Area 7	Tobacco User/Non-Tobacco User	49	682.03	743.41
98517PA0010017	Rating Area 7	Tobacco User/Non-Tobacco User	50	714.01	778.27
98517PA0010017	Rating Area 7	Tobacco User/Non-Tobacco User	51	745.60	812.70
98517PA0010017	Rating Area 7	Tobacco User/Non-Tobacco User	52	780.38	850.61
98517PA0010017	Rating Area 7	Tobacco User/Non-Tobacco User	53	815.56	888.96
98517PA0010017	Rating Area 7	Tobacco User/Non-Tobacco User	54	853.54	930.36
98517PA0010017	Rating Area 7	Tobacco User/Non-Tobacco User	55	891.52	1002.96
98517PA0010017	Rating Area 7	Tobacco User/Non-Tobacco User	56	932.69	1049.28
98517PA0010017	Rating Area 7	Tobacco User/Non-Tobacco User	57	974.27	1096.06
98517PA0010017	Rating Area 7	Tobacco User/Non-Tobacco User	58	1018.65	1145.98
98517PA0010017	Rating Area 7	Tobacco User/Non-Tobacco User	59	1040.64	1170.72
98517PA0010017	Rating Area 7	Tobacco User/Non-Tobacco User	60	1085.01	1220.64
98517PA0010017	Rating Area 7	Tobacco User/Non-Tobacco User	61	1123.39	1263.82
98517PA0010017	Rating Area 7	Tobacco User/Non-Tobacco User	62	1148.58	1292.15
98517PA0010017	Rating Area 7	Tobacco User/Non-Tobacco User	63	1180.16	1327.68
98517PA0010017	Rating Area 7	Tobacco User/Non-Tobacco User	64 and over	1199.35	1349.27
98517PA0010018	Rating Area 7	Tobacco User/Non-Tobacco User	0-14	220.43	220.43
98517PA0010018	Rating Area 7	Tobacco User/Non-Tobacco User	15	240.03	240.03
98517PA0010018	Rating Area 7	Tobacco User/Non-Tobacco User	16	247.52	247.52
98517PA0010018	Rating Area 7	Tobacco User/Non-Tobacco User	17	255.01	255.01
98517PA0010018	Rating Area 7	Tobacco User/Non-Tobacco User	18	263.08	263.08
98517PA0010018	Rating Area 7	Tobacco User/Non-Tobacco User	19	271.15	271.15
98517PA0010018	Rating Area 7	Tobacco User/Non-Tobacco User	20	279.50	279.50
98517PA0010018	Rating Area 7	Tobacco User/Non-Tobacco User	21	288.16	288.16

98517PA0010018	Rating Area 7	Tobacco User/Non-Tobacco User	22	288.16	288.16
98517PA0010018	Rating Area 7	Tobacco User/Non-Tobacco User	23	288.16	288.16
98517PA0010018	Rating Area 7	Tobacco User/Non-Tobacco User	24	288.16	288.16
98517PA0010018	Rating Area 7	Tobacco User/Non-Tobacco User	25	289.30	303.77
98517PA0010018	Rating Area 7	Tobacco User/Non-Tobacco User	26	295.06	309.82
98517PA0010018	Rating Area 7	Tobacco User/Non-Tobacco User	27	301.98	317.08
98517PA0010018	Rating Area 7	Tobacco User/Non-Tobacco User	28	313.22	328.88
98517PA0010018	Rating Area 7	Tobacco User/Non-Tobacco User	29	322.44	338.56
98517PA0010018	Rating Area 7	Tobacco User/Non-Tobacco User	30	327.05	343.40
98517PA0010018	Rating Area 7	Tobacco User/Non-Tobacco User	31	333.96	350.66
98517PA0010018	Rating Area 7	Tobacco User/Non-Tobacco User	32	340.88	357.92
98517PA0010018	Rating Area 7	Tobacco User/Non-Tobacco User	33	345.20	362.46
98517PA0010018	Rating Area 7	Tobacco User/Non-Tobacco User	34	349.81	367.30
98517PA0010018	Rating Area 7	Tobacco User/Non-Tobacco User	35	352.12	383.81
98517PA0010018	Rating Area 7	Tobacco User/Non-Tobacco User	36	354.42	386.32
98517PA0010018	Rating Area 7	Tobacco User/Non-Tobacco User	37	356.73	388.83
98517PA0010018	Rating Area 7	Tobacco User/Non-Tobacco User	38	359.03	391.35
98517PA0010018	Rating Area 7	Tobacco User/Non-Tobacco User	39	363.64	396.37
98517PA0010018	Rating Area 7	Tobacco User/Non-Tobacco User	40	368.25	401.40
98517PA0010018	Rating Area 7	Tobacco User/Non-Tobacco User	41	375.17	408.94
98517PA0010018	Rating Area 7	Tobacco User/Non-Tobacco User	42	381.80	416.16
98517PA0010018	Rating Area 7	Tobacco User/Non-Tobacco User	43	391.02	426.21
98517PA0010018	Rating Area 7	Tobacco User/Non-Tobacco User	44	402.54	438.77
98517PA0010018	Rating Area 7	Tobacco User/Non-Tobacco User	45	416.09	453.54
98517PA0010018	Rating Area 7	Tobacco User/Non-Tobacco User	46	432.22	471.12
98517PA0010018	Rating Area 7	Tobacco User/Non-Tobacco User	47	450.38	490.91
98517PA0010018	Rating Area 7	Tobacco User/Non-Tobacco User	48	471.12	513.53
98517PA0010018	Rating Area 7	Tobacco User/Non-Tobacco User	49	491.58	535.83
98517PA0010018	Rating Area 7	Tobacco User/Non-Tobacco User	50	514.63	560.95
98517PA0010018	Rating Area 7	Tobacco User/Non-Tobacco User	51	537.40	585.76
98517PA0010018	Rating Area 7	Tobacco User/Non-Tobacco User	52	562.47	613.09
98517PA0010018	Rating Area 7	Tobacco User/Non-Tobacco User	53	587.82	640.73
98517PA0010018	Rating Area 7	Tobacco User/Non-Tobacco User	54	615.20	670.57
98517PA0010018	Rating Area 7	Tobacco User/Non-Tobacco User	55	642.57	722.89
98517PA0010018	Rating Area 7	Tobacco User/Non-Tobacco User	56	672.25	756.28
98517PA0010018	Rating Area 7	Tobacco User/Non-Tobacco User	57	702.22	790.00
98517PA0010018	Rating Area 7	Tobacco User/Non-Tobacco User	58	734.20	825.98
98517PA0010018	Rating Area 7	Tobacco User/Non-Tobacco User	59	750.05	843.81
98517PA0010018	Rating Area 7	Tobacco User/Non-Tobacco User	60	782.04	879.79
98517PA0010018	Rating Area 7	Tobacco User/Non-Tobacco User	61	809.70	910.91
98517PA0010018	Rating Area 7	Tobacco User/Non-Tobacco User	62	827.85	931.33
98517PA0010018	Rating Area 7	Tobacco User/Non-Tobacco User	63	850.62	956.94
98517PA0010018	Rating Area 7	Tobacco User/Non-Tobacco User	64 and over	864.45	972.50
98517PA0010019	Rating Area 7	Tobacco User/Non-Tobacco User	0-14	254.22	254.22
98517PA0010019	Rating Area 7	Tobacco User/Non-Tobacco User	15	276.82	276.82
98517PA0010019	Rating Area 7	Tobacco User/Non-Tobacco User	16	285.46	285.46
98517PA0010019	Rating Area 7	Tobacco User/Non-Tobacco User	17	294.10	294.10
98517PA0010019	Rating Area 7	Tobacco User/Non-Tobacco User	18	303.40	303.40
98517PA0010019	Rating Area 7	Tobacco User/Non-Tobacco User	19	312.71	312.71
98517PA0010019	Rating Area 7	Tobacco User/Non-Tobacco User	20	322.35	322.35
98517PA0010019	Rating Area 7	Tobacco User/Non-Tobacco User	21	332.32	332.32
98517PA0010019	Rating Area 7	Tobacco User/Non-Tobacco User	22	332.32	332.32
98517PA0010019	Rating Area 7	Tobacco User/Non-Tobacco User	23	332.32	332.32
98517PA0010019	Rating Area 7	Tobacco User/Non-Tobacco User	24	332.32	332.32
98517PA0010019	Rating Area 7	Tobacco User/Non-Tobacco User	25	333.64	350.33
98517PA0010019	Rating Area 7	Tobacco User/Non-Tobacco User	26	340.29	357.30
98517PA0010019	Rating Area 7	Tobacco User/Non-Tobacco User	27	348.27	365.68
98517PA0010019	Rating Area 7	Tobacco User/Non-Tobacco User	28	361.23	379.29
98517PA0010019	Rating Area 7	Tobacco User/Non-Tobacco User	29	371.86	390.45
98517PA0010019	Rating Area 7	Tobacco User/Non-Tobacco User	30	377.18	396.04
98517PA0010019	Rating Area 7	Tobacco User/Non-Tobacco User	31	385.15	404.41
98517PA0010019	Rating Area 7	Tobacco User/Non-Tobacco User	32	393.13	412.78

98517PA0010019	Rating Area 7	Tobacco User/Non-Tobacco User	33	398.11	418.02
98517PA0010019	Rating Area 7	Tobacco User/Non-Tobacco User	34	403.43	423.60
98517PA0010019	Rating Area 7	Tobacco User/Non-Tobacco User	35	406.09	442.64
98517PA0010019	Rating Area 7	Tobacco User/Non-Tobacco User	36	408.75	445.53
98517PA0010019	Rating Area 7	Tobacco User/Non-Tobacco User	37	411.41	448.43
98517PA0010019	Rating Area 7	Tobacco User/Non-Tobacco User	38	414.06	451.33
98517PA0010019	Rating Area 7	Tobacco User/Non-Tobacco User	39	419.38	457.13
98517PA0010019	Rating Area 7	Tobacco User/Non-Tobacco User	40	424.70	462.92
98517PA0010019	Rating Area 7	Tobacco User/Non-Tobacco User	41	432.67	471.61
98517PA0010019	Rating Area 7	Tobacco User/Non-Tobacco User	42	440.32	479.95
98517PA0010019	Rating Area 7	Tobacco User/Non-Tobacco User	43	450.95	491.54
98517PA0010019	Rating Area 7	Tobacco User/Non-Tobacco User	44	464.24	506.03
98517PA0010019	Rating Area 7	Tobacco User/Non-Tobacco User	45	479.86	523.05
98517PA0010019	Rating Area 7	Tobacco User/Non-Tobacco User	46	498.47	543.33
98517PA0010019	Rating Area 7	Tobacco User/Non-Tobacco User	47	519.41	566.15
98517PA0010019	Rating Area 7	Tobacco User/Non-Tobacco User	48	543.33	592.23
98517PA0010019	Rating Area 7	Tobacco User/Non-Tobacco User	49	566.93	617.95
98517PA0010019	Rating Area 7	Tobacco User/Non-Tobacco User	50	593.51	646.93
98517PA0010019	Rating Area 7	Tobacco User/Non-Tobacco User	51	619.77	675.55
98517PA0010019	Rating Area 7	Tobacco User/Non-Tobacco User	52	648.68	707.06
98517PA0010019	Rating Area 7	Tobacco User/Non-Tobacco User	53	677.92	738.93
98517PA0010019	Rating Area 7	Tobacco User/Non-Tobacco User	54	709.49	773.35
98517PA0010019	Rating Area 7	Tobacco User/Non-Tobacco User	55	741.06	833.69
98517PA0010019	Rating Area 7	Tobacco User/Non-Tobacco User	56	775.29	872.20
98517PA0010019	Rating Area 7	Tobacco User/Non-Tobacco User	57	809.85	911.08
98517PA0010019	Rating Area 7	Tobacco User/Non-Tobacco User	58	846.74	952.58
98517PA0010019	Rating Area 7	Tobacco User/Non-Tobacco User	59	865.02	973.14
98517PA0010019	Rating Area 7	Tobacco User/Non-Tobacco User	60	901.90	1014.64
98517PA0010019	Rating Area 7	Tobacco User/Non-Tobacco User	61	933.80	1050.53
98517PA0010019	Rating Area 7	Tobacco User/Non-Tobacco User	62	954.74	1074.08
98517PA0010019	Rating Area 7	Tobacco User/Non-Tobacco User	63	980.99	1103.62
98517PA0010019	Rating Area 7	Tobacco User/Non-Tobacco User	64 and over	996.94	1121.56
98517PA0010021	Rating Area 7	Tobacco User/Non-Tobacco User	0-14	212.27	212.27
98517PA0010021	Rating Area 7	Tobacco User/Non-Tobacco User	15	231.14	231.14
98517PA0010021	Rating Area 7	Tobacco User/Non-Tobacco User	16	238.35	238.35
98517PA0010021	Rating Area 7	Tobacco User/Non-Tobacco User	17	245.57	245.57
98517PA0010021	Rating Area 7	Tobacco User/Non-Tobacco User	18	253.34	253.34
98517PA0010021	Rating Area 7	Tobacco User/Non-Tobacco User	19	261.11	261.11
98517PA0010021	Rating Area 7	Tobacco User/Non-Tobacco User	20	269.15	269.15
98517PA0010021	Rating Area 7	Tobacco User/Non-Tobacco User	21	277.49	277.49
98517PA0010021	Rating Area 7	Tobacco User/Non-Tobacco User	22	277.49	277.49
98517PA0010021	Rating Area 7	Tobacco User/Non-Tobacco User	23	277.49	277.49
98517PA0010021	Rating Area 7	Tobacco User/Non-Tobacco User	24	277.49	277.49
98517PA0010021	Rating Area 7	Tobacco User/Non-Tobacco User	25	278.59	292.52
98517PA0010021	Rating Area 7	Tobacco User/Non-Tobacco User	26	284.14	298.35
98517PA0010021	Rating Area 7	Tobacco User/Non-Tobacco User	27	290.80	305.34
98517PA0010021	Rating Area 7	Tobacco User/Non-Tobacco User	28	301.62	316.70
98517PA0010021	Rating Area 7	Tobacco User/Non-Tobacco User	29	310.50	326.02
98517PA0010021	Rating Area 7	Tobacco User/Non-Tobacco User	30	314.94	330.69
98517PA0010021	Rating Area 7	Tobacco User/Non-Tobacco User	31	321.60	337.68
98517PA0010021	Rating Area 7	Tobacco User/Non-Tobacco User	32	328.26	344.67
98517PA0010021	Rating Area 7	Tobacco User/Non-Tobacco User	33	332.42	349.04
98517PA0010021	Rating Area 7	Tobacco User/Non-Tobacco User	34	336.86	353.70
98517PA0010021	Rating Area 7	Tobacco User/Non-Tobacco User	35	339.08	369.60
98517PA0010021	Rating Area 7	Tobacco User/Non-Tobacco User	36	341.30	372.02
98517PA0010021	Rating Area 7	Tobacco User/Non-Tobacco User	37	343.52	374.44
98517PA0010021	Rating Area 7	Tobacco User/Non-Tobacco User	38	345.74	376.86
98517PA0010021	Rating Area 7	Tobacco User/Non-Tobacco User	39	350.18	381.70
98517PA0010021	Rating Area 7	Tobacco User/Non-Tobacco User	40	354.62	386.53
98517PA0010021	Rating Area 7	Tobacco User/Non-Tobacco User	41	361.28	393.79
98517PA0010021	Rating Area 7	Tobacco User/Non-Tobacco User	42	367.66	400.75
98517PA0010021	Rating Area 7	Tobacco User/Non-Tobacco User	43	376.54	410.43

98517PA0010021	Rating Area 7	Tobacco User/Non-Tobacco User	44	387.64	422.53
98517PA0010021	Rating Area 7	Tobacco User/Non-Tobacco User	45	400.68	436.74
98517PA0010021	Rating Area 7	Tobacco User/Non-Tobacco User	46	416.22	453.68
98517PA0010021	Rating Area 7	Tobacco User/Non-Tobacco User	47	433.70	472.73
98517PA0010021	Rating Area 7	Tobacco User/Non-Tobacco User	48	453.68	494.51
98517PA0010021	Rating Area 7	Tobacco User/Non-Tobacco User	49	473.38	515.98
98517PA0010021	Rating Area 7	Tobacco User/Non-Tobacco User	50	495.58	540.18
98517PA0010021	Rating Area 7	Tobacco User/Non-Tobacco User	51	517.50	564.07
98517PA0010021	Rating Area 7	Tobacco User/Non-Tobacco User	52	541.64	590.39
98517PA0010021	Rating Area 7	Tobacco User/Non-Tobacco User	53	566.06	617.00
98517PA0010021	Rating Area 7	Tobacco User/Non-Tobacco User	54	592.42	645.74
98517PA0010021	Rating Area 7	Tobacco User/Non-Tobacco User	55	618.78	696.13
98517PA0010021	Rating Area 7	Tobacco User/Non-Tobacco User	56	647.36	728.28
98517PA0010021	Rating Area 7	Tobacco User/Non-Tobacco User	57	676.22	760.74
98517PA0010021	Rating Area 7	Tobacco User/Non-Tobacco User	58	707.02	795.39
98517PA0010021	Rating Area 7	Tobacco User/Non-Tobacco User	59	722.28	812.56
98517PA0010021	Rating Area 7	Tobacco User/Non-Tobacco User	60	753.08	847.21
98517PA0010021	Rating Area 7	Tobacco User/Non-Tobacco User	61	779.72	877.18
98517PA0010021	Rating Area 7	Tobacco User/Non-Tobacco User	62	797.20	896.85
98517PA0010021	Rating Area 7	Tobacco User/Non-Tobacco User	63	819.12	921.51
98517PA0010021	Rating Area 7	Tobacco User/Non-Tobacco User	64 and over	832.44	936.49
98517PA0010022	Rating Area 7	Tobacco User/Non-Tobacco User	0-14	228.59	228.59
98517PA0010022	Rating Area 7	Tobacco User/Non-Tobacco User	15	248.91	248.91
98517PA0010022	Rating Area 7	Tobacco User/Non-Tobacco User	16	256.68	256.68
98517PA0010022	Rating Area 7	Tobacco User/Non-Tobacco User	17	264.45	264.45
98517PA0010022	Rating Area 7	Tobacco User/Non-Tobacco User	18	272.82	272.82
98517PA0010022	Rating Area 7	Tobacco User/Non-Tobacco User	19	281.18	281.18
98517PA0010022	Rating Area 7	Tobacco User/Non-Tobacco User	20	289.85	289.85
98517PA0010022	Rating Area 7	Tobacco User/Non-Tobacco User	21	298.82	298.82
98517PA0010022	Rating Area 7	Tobacco User/Non-Tobacco User	22	298.82	298.82
98517PA0010022	Rating Area 7	Tobacco User/Non-Tobacco User	23	298.82	298.82
98517PA0010022	Rating Area 7	Tobacco User/Non-Tobacco User	24	298.82	298.82
98517PA0010022	Rating Area 7	Tobacco User/Non-Tobacco User	25	300.01	315.01
98517PA0010022	Rating Area 7	Tobacco User/Non-Tobacco User	26	305.98	321.28
98517PA0010022	Rating Area 7	Tobacco User/Non-Tobacco User	27	313.15	328.81
98517PA0010022	Rating Area 7	Tobacco User/Non-Tobacco User	28	324.81	341.05
98517PA0010022	Rating Area 7	Tobacco User/Non-Tobacco User	29	334.37	351.09
98517PA0010022	Rating Area 7	Tobacco User/Non-Tobacco User	30	339.15	356.11
98517PA0010022	Rating Area 7	Tobacco User/Non-Tobacco User	31	346.32	363.64
98517PA0010022	Rating Area 7	Tobacco User/Non-Tobacco User	32	353.49	371.17
98517PA0010022	Rating Area 7	Tobacco User/Non-Tobacco User	33	357.98	375.88
98517PA0010022	Rating Area 7	Tobacco User/Non-Tobacco User	34	362.76	380.90
98517PA0010022	Rating Area 7	Tobacco User/Non-Tobacco User	35	365.15	398.01
98517PA0010022	Rating Area 7	Tobacco User/Non-Tobacco User	36	367.54	400.62
98517PA0010022	Rating Area 7	Tobacco User/Non-Tobacco User	37	369.93	403.22
98517PA0010022	Rating Area 7	Tobacco User/Non-Tobacco User	38	372.32	405.83
98517PA0010022	Rating Area 7	Tobacco User/Non-Tobacco User	39	377.10	411.04
98517PA0010022	Rating Area 7	Tobacco User/Non-Tobacco User	40	381.88	416.25
98517PA0010022	Rating Area 7	Tobacco User/Non-Tobacco User	41	389.05	424.07
98517PA0010022	Rating Area 7	Tobacco User/Non-Tobacco User	42	395.93	431.56
98517PA0010022	Rating Area 7	Tobacco User/Non-Tobacco User	43	405.49	441.98
98517PA0010022	Rating Area 7	Tobacco User/Non-Tobacco User	44	417.44	455.01
98517PA0010022	Rating Area 7	Tobacco User/Non-Tobacco User	45	431.48	470.32
98517PA0010022	Rating Area 7	Tobacco User/Non-Tobacco User	46	448.22	488.56
98517PA0010022	Rating Area 7	Tobacco User/Non-Tobacco User	47	467.04	509.08
98517PA0010022	Rating Area 7	Tobacco User/Non-Tobacco User	48	488.56	532.53
98517PA0010022	Rating Area 7	Tobacco User/Non-Tobacco User	49	509.77	555.65
98517PA0010022	Rating Area 7	Tobacco User/Non-Tobacco User	50	533.68	581.71
98517PA0010022	Rating Area 7	Tobacco User/Non-Tobacco User	51	557.28	607.44
98517PA0010022	Rating Area 7	Tobacco User/Non-Tobacco User	52	583.28	635.78
98517PA0010022	Rating Area 7	Tobacco User/Non-Tobacco User	53	609.58	664.44
98517PA0010022	Rating Area 7	Tobacco User/Non-Tobacco User	54	637.96	695.38

98517PA0010022	Rating Area 7	Tobacco User/Non-Tobacco User	55	666.35	749.64
98517PA0010022	Rating Area 7	Tobacco User/Non-Tobacco User	56	697.13	784.27
98517PA0010022	Rating Area 7	Tobacco User/Non-Tobacco User	57	728.20	819.23
98517PA0010022	Rating Area 7	Tobacco User/Non-Tobacco User	58	761.37	856.54
98517PA0010022	Rating Area 7	Tobacco User/Non-Tobacco User	59	777.81	875.03
98517PA0010022	Rating Area 7	Tobacco User/Non-Tobacco User	60	810.98	912.35
98517PA0010022	Rating Area 7	Tobacco User/Non-Tobacco User	61	839.66	944.62
98517PA0010022	Rating Area 7	Tobacco User/Non-Tobacco User	62	858.49	965.80
98517PA0010022	Rating Area 7	Tobacco User/Non-Tobacco User	63	882.09	992.35
98517PA0010022	Rating Area 7	Tobacco User/Non-Tobacco User	64 and over	896.44	1008.49
98517PA0010023	Rating Area 7	Tobacco User/Non-Tobacco User	0-14	231.29	231.29
98517PA0010023	Rating Area 7	Tobacco User/Non-Tobacco User	15	251.85	251.85
98517PA0010023	Rating Area 7	Tobacco User/Non-Tobacco User	16	259.71	259.71
98517PA0010023	Rating Area 7	Tobacco User/Non-Tobacco User	17	267.57	267.57
98517PA0010023	Rating Area 7	Tobacco User/Non-Tobacco User	18	276.04	276.04
98517PA0010023	Rating Area 7	Tobacco User/Non-Tobacco User	19	284.50	284.50
98517PA0010023	Rating Area 7	Tobacco User/Non-Tobacco User	20	293.27	293.27
98517PA0010023	Rating Area 7	Tobacco User/Non-Tobacco User	21	302.35	302.35
98517PA0010023	Rating Area 7	Tobacco User/Non-Tobacco User	22	302.35	302.35
98517PA0010023	Rating Area 7	Tobacco User/Non-Tobacco User	23	302.35	302.35
98517PA0010023	Rating Area 7	Tobacco User/Non-Tobacco User	24	302.35	302.35
98517PA0010023	Rating Area 7	Tobacco User/Non-Tobacco User	25	303.55	318.73
98517PA0010023	Rating Area 7	Tobacco User/Non-Tobacco User	26	309.60	325.08
98517PA0010023	Rating Area 7	Tobacco User/Non-Tobacco User	27	316.85	332.70
98517PA0010023	Rating Area 7	Tobacco User/Non-Tobacco User	28	328.65	345.08
98517PA0010023	Rating Area 7	Tobacco User/Non-Tobacco User	29	338.32	355.24
98517PA0010023	Rating Area 7	Tobacco User/Non-Tobacco User	30	343.16	360.32
98517PA0010023	Rating Area 7	Tobacco User/Non-Tobacco User	31	350.41	367.93
98517PA0010023	Rating Area 7	Tobacco User/Non-Tobacco User	32	357.67	375.55
98517PA0010023	Rating Area 7	Tobacco User/Non-Tobacco User	33	362.20	380.32
98517PA0010023	Rating Area 7	Tobacco User/Non-Tobacco User	34	367.04	385.39
98517PA0010023	Rating Area 7	Tobacco User/Non-Tobacco User	35	369.46	402.71
98517PA0010023	Rating Area 7	Tobacco User/Non-Tobacco User	36	371.88	405.35
98517PA0010023	Rating Area 7	Tobacco User/Non-Tobacco User	37	374.30	407.99
98517PA0010023	Rating Area 7	Tobacco User/Non-Tobacco User	38	376.72	410.62
98517PA0010023	Rating Area 7	Tobacco User/Non-Tobacco User	39	381.55	415.89
98517PA0010023	Rating Area 7	Tobacco User/Non-Tobacco User	40	386.39	421.17
98517PA0010023	Rating Area 7	Tobacco User/Non-Tobacco User	41	393.65	429.08
98517PA0010023	Rating Area 7	Tobacco User/Non-Tobacco User	42	400.60	436.66
98517PA0010023	Rating Area 7	Tobacco User/Non-Tobacco User	43	410.28	447.20
98517PA0010023	Rating Area 7	Tobacco User/Non-Tobacco User	44	422.37	460.38
98517PA0010023	Rating Area 7	Tobacco User/Non-Tobacco User	45	436.58	475.87
98517PA0010023	Rating Area 7	Tobacco User/Non-Tobacco User	46	453.51	494.33
98517PA0010023	Rating Area 7	Tobacco User/Non-Tobacco User	47	472.56	515.09
98517PA0010023	Rating Area 7	Tobacco User/Non-Tobacco User	48	494.33	538.82
98517PA0010023	Rating Area 7	Tobacco User/Non-Tobacco User	49	515.79	562.22
98517PA0010023	Rating Area 7	Tobacco User/Non-Tobacco User	50	539.98	588.58
98517PA0010023	Rating Area 7	Tobacco User/Non-Tobacco User	51	563.87	614.61
98517PA0010023	Rating Area 7	Tobacco User/Non-Tobacco User	52	590.17	643.29
98517PA0010023	Rating Area 7	Tobacco User/Non-Tobacco User	53	616.78	672.29
98517PA0010023	Rating Area 7	Tobacco User/Non-Tobacco User	54	645.50	703.59
98517PA0010023	Rating Area 7	Tobacco User/Non-Tobacco User	55	674.22	758.50
98517PA0010023	Rating Area 7	Tobacco User/Non-Tobacco User	56	705.36	793.53
98517PA0010023	Rating Area 7	Tobacco User/Non-Tobacco User	57	736.81	828.91
98517PA0010023	Rating Area 7	Tobacco User/Non-Tobacco User	58	770.37	866.66
98517PA0010023	Rating Area 7	Tobacco User/Non-Tobacco User	59	786.99	885.37
98517PA0010023	Rating Area 7	Tobacco User/Non-Tobacco User	60	820.55	923.12
98517PA0010023	Rating Area 7	Tobacco User/Non-Tobacco User	61	849.58	955.78
98517PA0010023	Rating Area 7	Tobacco User/Non-Tobacco User	62	868.63	977.21
98517PA0010023	Rating Area 7	Tobacco User/Non-Tobacco User	63	892.51	1004.08
98517PA0010023	Rating Area 7	Tobacco User/Non-Tobacco User	64 and over	907.02	1020.40
98517PA0010024	Rating Area 7	Tobacco User/Non-Tobacco User	0-14	214.72	214.72

98517PA0010024	Rating Area 7	Tobacco User/Non-Tobacco User	15	233.81	233.81
98517PA0010024	Rating Area 7	Tobacco User/Non-Tobacco User	16	241.11	241.11
98517PA0010024	Rating Area 7	Tobacco User/Non-Tobacco User	17	248.40	248.40
98517PA0010024	Rating Area 7	Tobacco User/Non-Tobacco User	18	256.26	256.26
98517PA0010024	Rating Area 7	Tobacco User/Non-Tobacco User	19	264.12	264.12
98517PA0010024	Rating Area 7	Tobacco User/Non-Tobacco User	20	272.26	272.26
98517PA0010024	Rating Area 7	Tobacco User/Non-Tobacco User	21	280.69	280.69
98517PA0010024	Rating Area 7	Tobacco User/Non-Tobacco User	22	280.69	280.69
98517PA0010024	Rating Area 7	Tobacco User/Non-Tobacco User	23	280.69	280.69
98517PA0010024	Rating Area 7	Tobacco User/Non-Tobacco User	24	280.69	280.69
98517PA0010024	Rating Area 7	Tobacco User/Non-Tobacco User	25	281.80	295.90
98517PA0010024	Rating Area 7	Tobacco User/Non-Tobacco User	26	287.42	301.79
98517PA0010024	Rating Area 7	Tobacco User/Non-Tobacco User	27	294.15	308.86
98517PA0010024	Rating Area 7	Tobacco User/Non-Tobacco User	28	305.10	320.36
98517PA0010024	Rating Area 7	Tobacco User/Non-Tobacco User	29	314.08	329.79
98517PA0010024	Rating Area 7	Tobacco User/Non-Tobacco User	30	318.57	334.50
98517PA0010024	Rating Area 7	Tobacco User/Non-Tobacco User	31	325.31	341.58
98517PA0010024	Rating Area 7	Tobacco User/Non-Tobacco User	32	332.05	348.65
98517PA0010024	Rating Area 7	Tobacco User/Non-Tobacco User	33	336.26	353.07
98517PA0010024	Rating Area 7	Tobacco User/Non-Tobacco User	34	340.75	357.79
98517PA0010024	Rating Area 7	Tobacco User/Non-Tobacco User	35	342.99	373.86
98517PA0010024	Rating Area 7	Tobacco User/Non-Tobacco User	36	345.24	376.31
98517PA0010024	Rating Area 7	Tobacco User/Non-Tobacco User	37	347.48	378.76
98517PA0010024	Rating Area 7	Tobacco User/Non-Tobacco User	38	349.73	381.21
98517PA0010024	Rating Area 7	Tobacco User/Non-Tobacco User	39	354.22	386.10
98517PA0010024	Rating Area 7	Tobacco User/Non-Tobacco User	40	358.71	391.00
98517PA0010024	Rating Area 7	Tobacco User/Non-Tobacco User	41	365.45	398.34
98517PA0010024	Rating Area 7	Tobacco User/Non-Tobacco User	42	371.90	405.38
98517PA0010024	Rating Area 7	Tobacco User/Non-Tobacco User	43	380.89	415.17
98517PA0010024	Rating Area 7	Tobacco User/Non-Tobacco User	44	392.11	427.40
98517PA0010024	Rating Area 7	Tobacco User/Non-Tobacco User	45	405.31	441.78
98517PA0010024	Rating Area 7	Tobacco User/Non-Tobacco User	46	421.02	458.92
98517PA0010024	Rating Area 7	Tobacco User/Non-Tobacco User	47	438.71	478.19
98517PA0010024	Rating Area 7	Tobacco User/Non-Tobacco User	48	458.92	500.22
98517PA0010024	Rating Area 7	Tobacco User/Non-Tobacco User	49	478.84	521.94
98517PA0010024	Rating Area 7	Tobacco User/Non-Tobacco User	50	501.30	546.42
98517PA0010024	Rating Area 7	Tobacco User/Non-Tobacco User	51	523.47	570.58
98517PA0010024	Rating Area 7	Tobacco User/Non-Tobacco User	52	547.89	597.20
98517PA0010024	Rating Area 7	Tobacco User/Non-Tobacco User	53	572.59	624.12
98517PA0010024	Rating Area 7	Tobacco User/Non-Tobacco User	54	599.26	653.19
98517PA0010024	Rating Area 7	Tobacco User/Non-Tobacco User	55	625.92	704.16
98517PA0010024	Rating Area 7	Tobacco User/Non-Tobacco User	56	654.83	736.69
98517PA0010024	Rating Area 7	Tobacco User/Non-Tobacco User	57	684.02	769.53
98517PA0010024	Rating Area 7	Tobacco User/Non-Tobacco User	58	715.18	804.58
98517PA0010024	Rating Area 7	Tobacco User/Non-Tobacco User	59	730.62	821.94
98517PA0010024	Rating Area 7	Tobacco User/Non-Tobacco User	60	761.77	856.99
98517PA0010024	Rating Area 7	Tobacco User/Non-Tobacco User	61	788.72	887.31
98517PA0010024	Rating Area 7	Tobacco User/Non-Tobacco User	62	806.40	907.20
98517PA0010024	Rating Area 7	Tobacco User/Non-Tobacco User	63	828.57	932.15
98517PA0010024	Rating Area 7	Tobacco User/Non-Tobacco User	64 and over	842.05	947.30
98517PA0010025	Rating Area 7	Tobacco User/Non-Tobacco User	0-14	281.24	281.24
98517PA0010025	Rating Area 7	Tobacco User/Non-Tobacco User	15	306.24	306.24
98517PA0010025	Rating Area 7	Tobacco User/Non-Tobacco User	16	315.80	315.80
98517PA0010025	Rating Area 7	Tobacco User/Non-Tobacco User	17	325.35	325.35
98517PA0010025	Rating Area 7	Tobacco User/Non-Tobacco User	18	335.65	335.65
98517PA0010025	Rating Area 7	Tobacco User/Non-Tobacco User	19	345.94	345.94
98517PA0010025	Rating Area 7	Tobacco User/Non-Tobacco User	20	356.60	356.60
98517PA0010025	Rating Area 7	Tobacco User/Non-Tobacco User	21	367.64	367.64
98517PA0010025	Rating Area 7	Tobacco User/Non-Tobacco User	22	367.64	367.64
98517PA0010025	Rating Area 7	Tobacco User/Non-Tobacco User	23	367.64	367.64
98517PA0010025	Rating Area 7	Tobacco User/Non-Tobacco User	24	367.64	367.64
98517PA0010025	Rating Area 7	Tobacco User/Non-Tobacco User	25	369.10	387.56

98517PA0010025	Rating Area 7	Tobacco User/Non-Tobacco User	26	376.46	395.28
98517PA0010025	Rating Area 7	Tobacco User/Non-Tobacco User	27	385.28	404.54
98517PA0010025	Rating Area 7	Tobacco User/Non-Tobacco User	28	399.62	419.60
98517PA0010025	Rating Area 7	Tobacco User/Non-Tobacco User	29	411.38	431.95
98517PA0010025	Rating Area 7	Tobacco User/Non-Tobacco User	30	417.26	438.13
98517PA0010025	Rating Area 7	Tobacco User/Non-Tobacco User	31	426.09	447.39
98517PA0010025	Rating Area 7	Tobacco User/Non-Tobacco User	32	434.91	456.65
98517PA0010025	Rating Area 7	Tobacco User/Non-Tobacco User	33	440.42	462.45
98517PA0010025	Rating Area 7	Tobacco User/Non-Tobacco User	34	446.31	468.62
98517PA0010025	Rating Area 7	Tobacco User/Non-Tobacco User	35	449.25	489.68
98517PA0010025	Rating Area 7	Tobacco User/Non-Tobacco User	36	452.19	492.89
98517PA0010025	Rating Area 7	Tobacco User/Non-Tobacco User	37	455.13	496.09
98517PA0010025	Rating Area 7	Tobacco User/Non-Tobacco User	38	458.07	499.30
98517PA0010025	Rating Area 7	Tobacco User/Non-Tobacco User	39	463.95	505.71
98517PA0010025	Rating Area 7	Tobacco User/Non-Tobacco User	40	469.83	512.12
98517PA0010025	Rating Area 7	Tobacco User/Non-Tobacco User	41	478.66	521.74
98517PA0010025	Rating Area 7	Tobacco User/Non-Tobacco User	42	487.11	530.95
98517PA0010025	Rating Area 7	Tobacco User/Non-Tobacco User	43	498.88	543.78
98517PA0010025	Rating Area 7	Tobacco User/Non-Tobacco User	44	513.58	559.81
98517PA0010025	Rating Area 7	Tobacco User/Non-Tobacco User	45	530.86	578.64
98517PA0010025	Rating Area 7	Tobacco User/Non-Tobacco User	46	551.45	601.08
98517PA0010025	Rating Area 7	Tobacco User/Non-Tobacco User	47	574.61	626.32
98517PA0010025	Rating Area 7	Tobacco User/Non-Tobacco User	48	601.08	655.18
98517PA0010025	Rating Area 7	Tobacco User/Non-Tobacco User	49	627.18	683.63
98517PA0010025	Rating Area 7	Tobacco User/Non-Tobacco User	50	656.59	715.69
98517PA0010025	Rating Area 7	Tobacco User/Non-Tobacco User	51	685.63	747.34
98517PA0010025	Rating Area 7	Tobacco User/Non-Tobacco User	52	717.62	782.20
98517PA0010025	Rating Area 7	Tobacco User/Non-Tobacco User	53	749.97	817.47
98517PA0010025	Rating Area 7	Tobacco User/Non-Tobacco User	54	784.90	855.54
98517PA0010025	Rating Area 7	Tobacco User/Non-Tobacco User	55	819.82	922.30
98517PA0010025	Rating Area 7	Tobacco User/Non-Tobacco User	56	857.69	964.90
98517PA0010025	Rating Area 7	Tobacco User/Non-Tobacco User	57	895.92	1007.91
98517PA0010025	Rating Area 7	Tobacco User/Non-Tobacco User	58	936.73	1053.82
98517PA0010025	Rating Area 7	Tobacco User/Non-Tobacco User	59	956.95	1076.57
98517PA0010025	Rating Area 7	Tobacco User/Non-Tobacco User	60	997.75	1122.47
98517PA0010025	Rating Area 7	Tobacco User/Non-Tobacco User	61	1033.05	1162.18
98517PA0010025	Rating Area 7	Tobacco User/Non-Tobacco User	62	1056.21	1188.23
98517PA0010025	Rating Area 7	Tobacco User/Non-Tobacco User	63	1085.25	1220.91
98517PA0010025	Rating Area 7	Tobacco User/Non-Tobacco User	64 and over	1102.90	1240.76
98517PA0010026	Rating Area 7	Tobacco User/Non-Tobacco User	0-14	302.04	302.04
98517PA0010026	Rating Area 7	Tobacco User/Non-Tobacco User	15	328.88	328.88
98517PA0010026	Rating Area 7	Tobacco User/Non-Tobacco User	16	339.15	339.15
98517PA0010026	Rating Area 7	Tobacco User/Non-Tobacco User	17	349.42	349.42
98517PA0010026	Rating Area 7	Tobacco User/Non-Tobacco User	18	360.47	360.47
98517PA0010026	Rating Area 7	Tobacco User/Non-Tobacco User	19	371.53	371.53
98517PA0010026	Rating Area 7	Tobacco User/Non-Tobacco User	20	382.98	382.98
98517PA0010026	Rating Area 7	Tobacco User/Non-Tobacco User	21	394.83	394.83
98517PA0010026	Rating Area 7	Tobacco User/Non-Tobacco User	22	394.83	394.83
98517PA0010026	Rating Area 7	Tobacco User/Non-Tobacco User	23	394.83	394.83
98517PA0010026	Rating Area 7	Tobacco User/Non-Tobacco User	24	394.83	394.83
98517PA0010026	Rating Area 7	Tobacco User/Non-Tobacco User	25	396.40	416.22
98517PA0010026	Rating Area 7	Tobacco User/Non-Tobacco User	26	404.30	424.51
98517PA0010026	Rating Area 7	Tobacco User/Non-Tobacco User	27	413.77	434.46
98517PA0010026	Rating Area 7	Tobacco User/Non-Tobacco User	28	429.17	450.63
98517PA0010026	Rating Area 7	Tobacco User/Non-Tobacco User	29	441.80	463.89
98517PA0010026	Rating Area 7	Tobacco User/Non-Tobacco User	30	448.12	470.53
98517PA0010026	Rating Area 7	Tobacco User/Non-Tobacco User	31	457.60	480.48
98517PA0010026	Rating Area 7	Tobacco User/Non-Tobacco User	32	467.07	490.43
98517PA0010026	Rating Area 7	Tobacco User/Non-Tobacco User	33	472.99	496.64
98517PA0010026	Rating Area 7	Tobacco User/Non-Tobacco User	34	479.31	503.28
98517PA0010026	Rating Area 7	Tobacco User/Non-Tobacco User	35	482.47	525.89
98517PA0010026	Rating Area 7	Tobacco User/Non-Tobacco User	36	485.63	529.33



98517PA0010026	Rating Area 7	Tobacco User/Non-Tobacco User	37	488.79	532.78
98517PA0010026	Rating Area 7	Tobacco User/Non-Tobacco User	38	491.95	536.22
98517PA0010026	Rating Area 7	Tobacco User/Non-Tobacco User	39	498.26	543.11
98517PA0010026	Rating Area 7	Tobacco User/Non-Tobacco User	40	504.58	549.99
98517PA0010026	Rating Area 7	Tobacco User/Non-Tobacco User	41	514.06	560.32
98517PA0010026	Rating Area 7	Tobacco User/Non-Tobacco User	42	523.14	570.22
98517PA0010026	Rating Area 7	Tobacco User/Non-Tobacco User	43	535.77	583.99
98517PA0010026	Rating Area 7	Tobacco User/Non-Tobacco User	44	551.56	601.20
98517PA0010026	Rating Area 7	Tobacco User/Non-Tobacco User	45	570.12	621.43
98517PA0010026	Rating Area 7	Tobacco User/Non-Tobacco User	46	592.23	645.53
98517PA0010026	Rating Area 7	Tobacco User/Non-Tobacco User	47	617.10	672.64
98517PA0010026	Rating Area 7	Tobacco User/Non-Tobacco User	48	645.53	703.63
98517PA0010026	Rating Area 7	Tobacco User/Non-Tobacco User	49	673.56	734.18
98517PA0010026	Rating Area 7	Tobacco User/Non-Tobacco User	50	705.15	768.61
98517PA0010026	Rating Area 7	Tobacco User/Non-Tobacco User	51	736.34	802.61
98517PA0010026	Rating Area 7	Tobacco User/Non-Tobacco User	52	770.69	840.05
98517PA0010026	Rating Area 7	Tobacco User/Non-Tobacco User	53	805.43	877.92
98517PA0010026	Rating Area 7	Tobacco User/Non-Tobacco User	54	842.94	918.80
98517PA0010026	Rating Area 7	Tobacco User/Non-Tobacco User	55	880.45	990.50
98517PA0010026	Rating Area 7	Tobacco User/Non-Tobacco User	56	921.11	1036.25
98517PA0010026	Rating Area 7	Tobacco User/Non-Tobacco User	57	962.18	1082.45
98517PA0010026	Rating Area 7	Tobacco User/Non-Tobacco User	58	1006.00	1131.75
98517PA0010026	Rating Area 7	Tobacco User/Non-Tobacco User	59	1027.72	1156.18
98517PA0010026	Rating Area 7	Tobacco User/Non-Tobacco User	60	1071.54	1205.48
98517PA0010026	Rating Area 7	Tobacco User/Non-Tobacco User	61	1109.44	1248.12
98517PA0010026	Rating Area 7	Tobacco User/Non-Tobacco User	62	1134.32	1276.11
98517PA0010026	Rating Area 7	Tobacco User/Non-Tobacco User	63	1165.51	1311.20
98517PA0010026	Rating Area 7	Tobacco User/Non-Tobacco User	64 and over	1184.46	1332.52
98517PA0010027	Rating Area 7	Tobacco User/Non-Tobacco User	0-14	289.90	289.90
98517PA0010027	Rating Area 7	Tobacco User/Non-Tobacco User	15	315.67	315.67
98517PA0010027	Rating Area 7	Tobacco User/Non-Tobacco User	16	325.52	325.52
98517PA0010027	Rating Area 7	Tobacco User/Non-Tobacco User	17	335.38	335.38
98517PA0010027	Rating Area 7	Tobacco User/Non-Tobacco User	18	345.99	345.99
98517PA0010027	Rating Area 7	Tobacco User/Non-Tobacco User	19	356.60	356.60
98517PA0010027	Rating Area 7	Tobacco User/Non-Tobacco User	20	367.59	367.59
98517PA0010027	Rating Area 7	Tobacco User/Non-Tobacco User	21	378.97	378.97
98517PA0010027	Rating Area 7	Tobacco User/Non-Tobacco User	22	378.97	378.97
98517PA0010027	Rating Area 7	Tobacco User/Non-Tobacco User	23	378.97	378.97
98517PA0010027	Rating Area 7	Tobacco User/Non-Tobacco User	24	378.97	378.97
98517PA0010027	Rating Area 7	Tobacco User/Non-Tobacco User	25	380.47	399.49
98517PA0010027	Rating Area 7	Tobacco User/Non-Tobacco User	26	388.05	407.45
98517PA0010027	Rating Area 7	Tobacco User/Non-Tobacco User	27	397.15	417.00
98517PA0010027	Rating Area 7	Tobacco User/Non-Tobacco User	28	411.92	432.52
98517PA0010027	Rating Area 7	Tobacco User/Non-Tobacco User	29	424.05	445.25
98517PA0010027	Rating Area 7	Tobacco User/Non-Tobacco User	30	430.11	451.62
98517PA0010027	Rating Area 7	Tobacco User/Non-Tobacco User	31	439.21	461.17
98517PA0010027	Rating Area 7	Tobacco User/Non-Tobacco User	32	448.30	470.72
98517PA0010027	Rating Area 7	Tobacco User/Non-Tobacco User	33	453.99	476.69
98517PA0010027	Rating Area 7	Tobacco User/Non-Tobacco User	34	460.05	483.05
98517PA0010027	Rating Area 7	Tobacco User/Non-Tobacco User	35	463.08	504.76
98517PA0010027	Rating Area 7	Tobacco User/Non-Tobacco User	36	466.11	508.07
98517PA0010027	Rating Area 7	Tobacco User/Non-Tobacco User	37	469.15	511.37
98517PA0010027	Rating Area 7	Tobacco User/Non-Tobacco User	38	472.18	514.67
98517PA0010027	Rating Area 7	Tobacco User/Non-Tobacco User	39	478.24	521.28
98517PA0010027	Rating Area 7	Tobacco User/Non-Tobacco User	40	484.30	527.89
98517PA0010027	Rating Area 7	Tobacco User/Non-Tobacco User	41	493.40	537.81
98517PA0010027	Rating Area 7	Tobacco User/Non-Tobacco User	42	502.12	547.31
98517PA0010027	Rating Area 7	Tobacco User/Non-Tobacco User	43	514.24	560.52
98517PA0010027	Rating Area 7	Tobacco User/Non-Tobacco User	44	529.40	577.05
98517PA0010027	Rating Area 7	Tobacco User/Non-Tobacco User	45	547.21	596.46
98517PA0010027	Rating Area 7	Tobacco User/Non-Tobacco User	46	568.43	619.59
98517PA0010027	Rating Area 7	Tobacco User/Non-Tobacco User	47	592.31	645.61

98517PA0010027	Rating Area 7	Tobacco User/Non-Tobacco User	48	619.59	675.36
98517PA0010027	Rating Area 7	Tobacco User/Non-Tobacco User	49	646.50	704.68
98517PA0010027	Rating Area 7	Tobacco User/Non-Tobacco User	50	676.81	737.73
98517PA0010027	Rating Area 7	Tobacco User/Non-Tobacco User	51	706.75	770.36
98517PA0010027	Rating Area 7	Tobacco User/Non-Tobacco User	52	739.72	806.30
98517PA0010027	Rating Area 7	Tobacco User/Non-Tobacco User	53	773.07	842.64
98517PA0010027	Rating Area 7	Tobacco User/Non-Tobacco User	54	809.07	881.89
98517PA0010027	Rating Area 7	Tobacco User/Non-Tobacco User	55	845.07	950.70
98517PA0010027	Rating Area 7	Tobacco User/Non-Tobacco User	56	884.10	994.62
98517PA0010027	Rating Area 7	Tobacco User/Non-Tobacco User	57	923.51	1038.95
98517PA0010027	Rating Area 7	Tobacco User/Non-Tobacco User	58	965.58	1086.28
98517PA0010027	Rating Area 7	Tobacco User/Non-Tobacco User	59	986.42	1109.72
98517PA0010027	Rating Area 7	Tobacco User/Non-Tobacco User	60	1028.48	1157.05
98517PA0010027	Rating Area 7	Tobacco User/Non-Tobacco User	61	1064.86	1197.97
98517PA0010027	Rating Area 7	Tobacco User/Non-Tobacco User	62	1088.74	1224.83
98517PA0010027	Rating Area 7	Tobacco User/Non-Tobacco User	63	1118.68	1258.51
98517PA0010027	Rating Area 7	Tobacco User/Non-Tobacco User	64 and over	1136.87	1278.97
98517PA0010028	Rating Area 7	Tobacco User/Non-Tobacco User	0-14	304.15	304.15
98517PA0010028	Rating Area 7	Tobacco User/Non-Tobacco User	15	331.18	331.18
98517PA0010028	Rating Area 7	Tobacco User/Non-Tobacco User	16	341.52	341.52
98517PA0010028	Rating Area 7	Tobacco User/Non-Tobacco User	17	351.86	351.86
98517PA0010028	Rating Area 7	Tobacco User/Non-Tobacco User	18	362.99	362.99
98517PA0010028	Rating Area 7	Tobacco User/Non-Tobacco User	19	374.12	374.12
98517PA0010028	Rating Area 7	Tobacco User/Non-Tobacco User	20	385.65	385.65
98517PA0010028	Rating Area 7	Tobacco User/Non-Tobacco User	21	397.59	397.59
98517PA0010028	Rating Area 7	Tobacco User/Non-Tobacco User	22	397.59	397.59
98517PA0010028	Rating Area 7	Tobacco User/Non-Tobacco User	23	397.59	397.59
98517PA0010028	Rating Area 7	Tobacco User/Non-Tobacco User	24	397.59	397.59
98517PA0010028	Rating Area 7	Tobacco User/Non-Tobacco User	25	399.17	419.13
98517PA0010028	Rating Area 7	Tobacco User/Non-Tobacco User	26	407.12	427.48
98517PA0010028	Rating Area 7	Tobacco User/Non-Tobacco User	27	416.66	437.50
98517PA0010028	Rating Area 7	Tobacco User/Non-Tobacco User	28	432.17	453.78
98517PA0010028	Rating Area 7	Tobacco User/Non-Tobacco User	29	444.89	467.14
98517PA0010028	Rating Area 7	Tobacco User/Non-Tobacco User	30	451.25	473.82
98517PA0010028	Rating Area 7	Tobacco User/Non-Tobacco User	31	460.80	483.84
98517PA0010028	Rating Area 7	Tobacco User/Non-Tobacco User	32	470.34	493.85
98517PA0010028	Rating Area 7	Tobacco User/Non-Tobacco User	33	476.30	500.12
98517PA0010028	Rating Area 7	Tobacco User/Non-Tobacco User	34	482.66	506.80
98517PA0010028	Rating Area 7	Tobacco User/Non-Tobacco User	35	485.84	529.57
98517PA0010028	Rating Area 7	Tobacco User/Non-Tobacco User	36	489.02	533.04
98517PA0010028	Rating Area 7	Tobacco User/Non-Tobacco User	37	492.20	536.50
98517PA0010028	Rating Area 7	Tobacco User/Non-Tobacco User	38	495.38	539.97
98517PA0010028	Rating Area 7	Tobacco User/Non-Tobacco User	39	501.75	546.90
98517PA0010028	Rating Area 7	Tobacco User/Non-Tobacco User	40	508.11	553.84
98517PA0010028	Rating Area 7	Tobacco User/Non-Tobacco User	41	517.65	564.24
98517PA0010028	Rating Area 7	Tobacco User/Non-Tobacco User	42	526.79	574.21
98517PA0010028	Rating Area 7	Tobacco User/Non-Tobacco User	43	539.52	588.07
98517PA0010028	Rating Area 7	Tobacco User/Non-Tobacco User	44	555.42	605.41
98517PA0010028	Rating Area 7	Tobacco User/Non-Tobacco User	45	574.11	625.78
98517PA0010028	Rating Area 7	Tobacco User/Non-Tobacco User	46	596.37	650.04
98517PA0010028	Rating Area 7	Tobacco User/Non-Tobacco User	47	621.42	677.35
98517PA0010028	Rating Area 7	Tobacco User/Non-Tobacco User	48	650.04	708.55
98517PA0010028	Rating Area 7	Tobacco User/Non-Tobacco User	49	678.27	739.32
98517PA0010028	Rating Area 7	Tobacco User/Non-Tobacco User	50	710.08	773.99
98517PA0010028	Rating Area 7	Tobacco User/Non-Tobacco User	51	741.49	808.22
98517PA0010028	Rating Area 7	Tobacco User/Non-Tobacco User	52	776.08	845.92
98517PA0010028	Rating Area 7	Tobacco User/Non-Tobacco User	53	811.06	884.06
98517PA0010028	Rating Area 7	Tobacco User/Non-Tobacco User	54	848.83	925.23
98517PA0010028	Rating Area 7	Tobacco User/Non-Tobacco User	55	886.60	997.43
98517PA0010028	Rating Area 7	Tobacco User/Non-Tobacco User	56	927.55	1043.50
98517PA0010028	Rating Area 7	Tobacco User/Non-Tobacco User	57	968.90	1090.02
98517PA0010028	Rating Area 7	Tobacco User/Non-Tobacco User	58	1013.03	1139.66

98517PA0010028	Rating Area 7	Tobacco User/Non-Tobacco User	59	1034.90	1164.26
98517PA0010028	Rating Area 7	Tobacco User/Non-Tobacco User	60	1079.03	1213.91
98517PA0010028	Rating Area 7	Tobacco User/Non-Tobacco User	61	1117.20	1256.85
98517PA0010028	Rating Area 7	Tobacco User/Non-Tobacco User	62	1142.25	1285.03
98517PA0010028	Rating Area 7	Tobacco User/Non-Tobacco User	63	1173.66	1320.36
98517PA0010028	Rating Area 7	Tobacco User/Non-Tobacco User	64 and over	1192.74	1341.83
98517PA0010029	Rating Area 7	Tobacco User/Non-Tobacco User	0-14	286.98	286.98
98517PA0010029	Rating Area 7	Tobacco User/Non-Tobacco User	15	312.49	312.49
98517PA0010029	Rating Area 7	Tobacco User/Non-Tobacco User	16	322.24	322.24
98517PA0010029	Rating Area 7	Tobacco User/Non-Tobacco User	17	332.00	332.00
98517PA0010029	Rating Area 7	Tobacco User/Non-Tobacco User	18	342.50	342.50
98517PA0010029	Rating Area 7	Tobacco User/Non-Tobacco User	19	353.00	353.00
98517PA0010029	Rating Area 7	Tobacco User/Non-Tobacco User	20	363.88	363.88
98517PA0010029	Rating Area 7	Tobacco User/Non-Tobacco User	21	375.15	375.15
98517PA0010029	Rating Area 7	Tobacco User/Non-Tobacco User	22	375.15	375.15
98517PA0010029	Rating Area 7	Tobacco User/Non-Tobacco User	23	375.15	375.15
98517PA0010029	Rating Area 7	Tobacco User/Non-Tobacco User	24	375.15	375.15
98517PA0010029	Rating Area 7	Tobacco User/Non-Tobacco User	25	376.64	395.47
98517PA0010029	Rating Area 7	Tobacco User/Non-Tobacco User	26	384.14	403.35
98517PA0010029	Rating Area 7	Tobacco User/Non-Tobacco User	27	393.14	412.80
98517PA0010029	Rating Area 7	Tobacco User/Non-Tobacco User	28	407.78	428.16
98517PA0010029	Rating Area 7	Tobacco User/Non-Tobacco User	29	419.78	440.77
98517PA0010029	Rating Area 7	Tobacco User/Non-Tobacco User	30	425.78	447.07
98517PA0010029	Rating Area 7	Tobacco User/Non-Tobacco User	31	434.79	456.52
98517PA0010029	Rating Area 7	Tobacco User/Non-Tobacco User	32	443.79	465.98
98517PA0010029	Rating Area 7	Tobacco User/Non-Tobacco User	33	449.42	471.89
98517PA0010029	Rating Area 7	Tobacco User/Non-Tobacco User	34	455.42	478.19
98517PA0010029	Rating Area 7	Tobacco User/Non-Tobacco User	35	458.42	499.68
98517PA0010029	Rating Area 7	Tobacco User/Non-Tobacco User	36	461.42	502.95
98517PA0010029	Rating Area 7	Tobacco User/Non-Tobacco User	37	464.42	506.22
98517PA0010029	Rating Area 7	Tobacco User/Non-Tobacco User	38	467.42	509.49
98517PA0010029	Rating Area 7	Tobacco User/Non-Tobacco User	39	473.42	516.03
98517PA0010029	Rating Area 7	Tobacco User/Non-Tobacco User	40	479.43	522.57
98517PA0010029	Rating Area 7	Tobacco User/Non-Tobacco User	41	488.43	532.39
98517PA0010029	Rating Area 7	Tobacco User/Non-Tobacco User	42	497.06	541.79
98517PA0010029	Rating Area 7	Tobacco User/Non-Tobacco User	43	509.06	554.88
98517PA0010029	Rating Area 7	Tobacco User/Non-Tobacco User	44	524.07	571.23
98517PA0010029	Rating Area 7	Tobacco User/Non-Tobacco User	45	541.70	590.45
98517PA0010029	Rating Area 7	Tobacco User/Non-Tobacco User	46	562.71	613.35
98517PA0010029	Rating Area 7	Tobacco User/Non-Tobacco User	47	586.34	639.11
98517PA0010029	Rating Area 7	Tobacco User/Non-Tobacco User	48	613.35	668.55
98517PA0010029	Rating Area 7	Tobacco User/Non-Tobacco User	49	639.99	697.58
98517PA0010029	Rating Area 7	Tobacco User/Non-Tobacco User	50	670.00	730.30
98517PA0010029	Rating Area 7	Tobacco User/Non-Tobacco User	51	699.63	762.60
98517PA0010029	Rating Area 7	Tobacco User/Non-Tobacco User	52	732.27	798.17
98517PA0010029	Rating Area 7	Tobacco User/Non-Tobacco User	53	765.28	834.16
98517PA0010029	Rating Area 7	Tobacco User/Non-Tobacco User	54	800.92	873.00
98517PA0010029	Rating Area 7	Tobacco User/Non-Tobacco User	55	836.56	941.13
98517PA0010029	Rating Area 7	Tobacco User/Non-Tobacco User	56	875.20	984.60
98517PA0010029	Rating Area 7	Tobacco User/Non-Tobacco User	57	914.21	1028.49
98517PA0010029	Rating Area 7	Tobacco User/Non-Tobacco User	58	955.85	1075.33
98517PA0010029	Rating Area 7	Tobacco User/Non-Tobacco User	59	976.48	1098.54
98517PA0010029	Rating Area 7	Tobacco User/Non-Tobacco User	60	1018.12	1145.39
98517PA0010029	Rating Area 7	Tobacco User/Non-Tobacco User	61	1054.14	1185.91
98517PA0010029	Rating Area 7	Tobacco User/Non-Tobacco User	62	1077.77	1212.49
98517PA0010029	Rating Area 7	Tobacco User/Non-Tobacco User	63	1107.41	1245.83
98517PA0010029	Rating Area 7	Tobacco User/Non-Tobacco User	64 and over	1125.41	1266.09
98517PA0010030	Rating Area 7	Tobacco User/Non-Tobacco User	0-14	295.39	295.39
98517PA0010030	Rating Area 7	Tobacco User/Non-Tobacco User	15	321.65	321.65
98517PA0010030	Rating Area 7	Tobacco User/Non-Tobacco User	16	331.69	331.69
98517PA0010030	Rating Area 7	Tobacco User/Non-Tobacco User	17	341.72	341.72
98517PA0010030	Rating Area 7	Tobacco User/Non-Tobacco User	18	352.54	352.54

98517PA0010030	Rating Area 7	Tobacco User/Non-Tobacco User	19	363.35	363.35
98517PA0010030	Rating Area 7	Tobacco User/Non-Tobacco User	20	374.55	374.55
98517PA0010030	Rating Area 7	Tobacco User/Non-Tobacco User	21	386.14	386.14
98517PA0010030	Rating Area 7	Tobacco User/Non-Tobacco User	22	386.14	386.14
98517PA0010030	Rating Area 7	Tobacco User/Non-Tobacco User	23	386.14	386.14
98517PA0010030	Rating Area 7	Tobacco User/Non-Tobacco User	24	386.14	386.14
98517PA0010030	Rating Area 7	Tobacco User/Non-Tobacco User	25	387.67	407.06
98517PA0010030	Rating Area 7	Tobacco User/Non-Tobacco User	26	395.40	415.17
98517PA0010030	Rating Area 7	Tobacco User/Non-Tobacco User	27	404.66	424.90
98517PA0010030	Rating Area 7	Tobacco User/Non-Tobacco User	28	419.72	440.71
98517PA0010030	Rating Area 7	Tobacco User/Non-Tobacco User	29	432.08	453.68
98517PA0010030	Rating Area 7	Tobacco User/Non-Tobacco User	30	438.26	460.17
98517PA0010030	Rating Area 7	Tobacco User/Non-Tobacco User	31	447.52	469.90
98517PA0010030	Rating Area 7	Tobacco User/Non-Tobacco User	32	456.79	479.63
98517PA0010030	Rating Area 7	Tobacco User/Non-Tobacco User	33	462.58	485.71
98517PA0010030	Rating Area 7	Tobacco User/Non-Tobacco User	34	468.76	492.20
98517PA0010030	Rating Area 7	Tobacco User/Non-Tobacco User	35	471.85	514.32
98517PA0010030	Rating Area 7	Tobacco User/Non-Tobacco User	36	474.94	517.68
98517PA0010030	Rating Area 7	Tobacco User/Non-Tobacco User	37	478.03	521.05
98517PA0010030	Rating Area 7	Tobacco User/Non-Tobacco User	38	481.12	524.42
98517PA0010030	Rating Area 7	Tobacco User/Non-Tobacco User	39	487.30	531.15
98517PA0010030	Rating Area 7	Tobacco User/Non-Tobacco User	40	493.47	537.89
98517PA0010030	Rating Area 7	Tobacco User/Non-Tobacco User	41	502.74	547.99
98517PA0010030	Rating Area 7	Tobacco User/Non-Tobacco User	42	511.62	557.67
98517PA0010030	Rating Area 7	Tobacco User/Non-Tobacco User	43	523.98	571.14
98517PA0010030	Rating Area 7	Tobacco User/Non-Tobacco User	44	539.42	587.97
98517PA0010030	Rating Area 7	Tobacco User/Non-Tobacco User	45	557.57	607.75
98517PA0010030	Rating Area 7	Tobacco User/Non-Tobacco User	46	579.19	631.32
98517PA0010030	Rating Area 7	Tobacco User/Non-Tobacco User	47	603.52	657.84
98517PA0010030	Rating Area 7	Tobacco User/Non-Tobacco User	48	631.32	688.14
98517PA0010030	Rating Area 7	Tobacco User/Non-Tobacco User	49	658.74	718.02
98517PA0010030	Rating Area 7	Tobacco User/Non-Tobacco User	50	689.63	751.69
98517PA0010030	Rating Area 7	Tobacco User/Non-Tobacco User	51	720.13	784.94
98517PA0010030	Rating Area 7	Tobacco User/Non-Tobacco User	52	753.72	821.56
98517PA0010030	Rating Area 7	Tobacco User/Non-Tobacco User	53	787.70	858.60
98517PA0010030	Rating Area 7	Tobacco User/Non-Tobacco User	54	824.39	898.58
98517PA0010030	Rating Area 7	Tobacco User/Non-Tobacco User	55	861.07	968.70
98517PA0010030	Rating Area 7	Tobacco User/Non-Tobacco User	56	900.84	1013.45
98517PA0010030	Rating Area 7	Tobacco User/Non-Tobacco User	57	941.00	1058.62
98517PA0010030	Rating Area 7	Tobacco User/Non-Tobacco User	58	983.86	1106.84
98517PA0010030	Rating Area 7	Tobacco User/Non-Tobacco User	59	1005.10	1130.73
98517PA0010030	Rating Area 7	Tobacco User/Non-Tobacco User	60	1047.96	1178.95
98517PA0010030	Rating Area 7	Tobacco User/Non-Tobacco User	61	1085.02	1220.65
98517PA0010030	Rating Area 7	Tobacco User/Non-Tobacco User	62	1109.35	1248.02
98517PA0010030	Rating Area 7	Tobacco User/Non-Tobacco User	63	1139.85	1282.34
98517PA0010030	Rating Area 7	Tobacco User/Non-Tobacco User	64 and over	1158.39	1303.19
98517PA0010040	Rating Area 7	Tobacco User/Non-Tobacco User	0-14	230.13	230.13
98517PA0010040	Rating Area 7	Tobacco User/Non-Tobacco User	15	250.58	250.58
98517PA0010040	Rating Area 7	Tobacco User/Non-Tobacco User	16	258.40	258.40
98517PA0010040	Rating Area 7	Tobacco User/Non-Tobacco User	17	266.22	266.22
98517PA0010040	Rating Area 7	Tobacco User/Non-Tobacco User	18	274.65	274.65
98517PA0010040	Rating Area 7	Tobacco User/Non-Tobacco User	19	283.07	283.07
98517PA0010040	Rating Area 7	Tobacco User/Non-Tobacco User	20	291.79	291.79
98517PA0010040	Rating Area 7	Tobacco User/Non-Tobacco User	21	300.83	300.83
98517PA0010040	Rating Area 7	Tobacco User/Non-Tobacco User	22	300.83	300.83
98517PA0010040	Rating Area 7	Tobacco User/Non-Tobacco User	23	300.83	300.83
98517PA0010040	Rating Area 7	Tobacco User/Non-Tobacco User	24	300.83	300.83
98517PA0010040	Rating Area 7	Tobacco User/Non-Tobacco User	25	302.02	317.12
98517PA0010040	Rating Area 7	Tobacco User/Non-Tobacco User	26	308.04	323.44
98517PA0010040	Rating Area 7	Tobacco User/Non-Tobacco User	27	315.26	331.02
98517PA0010040	Rating Area 7	Tobacco User/Non-Tobacco User	28	326.99	343.34
98517PA0010040	Rating Area 7	Tobacco User/Non-Tobacco User	29	336.61	353.45

98517PA0010040	Rating Area 7	Tobacco User/Non-Tobacco User	30	341.43	358.50
98517PA0010040	Rating Area 7	Tobacco User/Non-Tobacco User	31	348.65	366.08
98517PA0010040	Rating Area 7	Tobacco User/Non-Tobacco User	32	355.87	373.66
98517PA0010040	Rating Area 7	Tobacco User/Non-Tobacco User	33	360.38	378.40
98517PA0010040	Rating Area 7	Tobacco User/Non-Tobacco User	34	365.19	383.45
98517PA0010040	Rating Area 7	Tobacco User/Non-Tobacco User	35	367.60	400.68
98517PA0010040	Rating Area 7	Tobacco User/Non-Tobacco User	36	370.01	403.31
98517PA0010040	Rating Area 7	Tobacco User/Non-Tobacco User	37	372.41	405.93
98517PA0010040	Rating Area 7	Tobacco User/Non-Tobacco User	38	374.82	408.55
98517PA0010040	Rating Area 7	Tobacco User/Non-Tobacco User	39	379.63	413.80
98517PA0010040	Rating Area 7	Tobacco User/Non-Tobacco User	40	384.44	419.04
98517PA0010040	Rating Area 7	Tobacco User/Non-Tobacco User	41	391.66	426.91
98517PA0010040	Rating Area 7	Tobacco User/Non-Tobacco User	42	398.58	434.46
98517PA0010040	Rating Area 7	Tobacco User/Non-Tobacco User	43	408.21	444.95
98517PA0010040	Rating Area 7	Tobacco User/Non-Tobacco User	44	420.24	458.06
98517PA0010040	Rating Area 7	Tobacco User/Non-Tobacco User	45	434.38	473.47
98517PA0010040	Rating Area 7	Tobacco User/Non-Tobacco User	46	451.23	491.84
98517PA0010040	Rating Area 7	Tobacco User/Non-Tobacco User	47	470.18	512.49
98517PA0010040	Rating Area 7	Tobacco User/Non-Tobacco User	48	491.84	536.10
98517PA0010040	Rating Area 7	Tobacco User/Non-Tobacco User	49	513.19	559.38
98517PA0010040	Rating Area 7	Tobacco User/Non-Tobacco User	50	537.26	585.61
98517PA0010040	Rating Area 7	Tobacco User/Non-Tobacco User	51	561.02	611.52
98517PA0010040	Rating Area 7	Tobacco User/Non-Tobacco User	52	587.20	640.04
98517PA0010040	Rating Area 7	Tobacco User/Non-Tobacco User	53	613.67	668.90
98517PA0010040	Rating Area 7	Tobacco User/Non-Tobacco User	54	642.24	700.05
98517PA0010040	Rating Area 7	Tobacco User/Non-Tobacco User	55	670.82	754.68
98517PA0010040	Rating Area 7	Tobacco User/Non-Tobacco User	56	701.81	789.53
98517PA0010040	Rating Area 7	Tobacco User/Non-Tobacco User	57	733.09	824.73
98517PA0010040	Rating Area 7	Tobacco User/Non-Tobacco User	58	766.48	862.29
98517PA0010040	Rating Area 7	Tobacco User/Non-Tobacco User	59	783.03	880.91
98517PA0010040	Rating Area 7	Tobacco User/Non-Tobacco User	60	816.42	918.47
98517PA0010040	Rating Area 7	Tobacco User/Non-Tobacco User	61	845.30	950.96
98517PA0010040	Rating Area 7	Tobacco User/Non-Tobacco User	62	864.25	972.28
98517PA0010040	Rating Area 7	Tobacco User/Non-Tobacco User	63	888.01	999.01
98517PA0010040	Rating Area 7	Tobacco User/Non-Tobacco User	64 and over	902.45	1015.26
98517PA0010041	Rating Area 7	Tobacco User/Non-Tobacco User	0-14	237.12	237.12
98517PA0010041	Rating Area 7	Tobacco User/Non-Tobacco User	15	258.19	258.19
98517PA0010041	Rating Area 7	Tobacco User/Non-Tobacco User	16	266.25	266.25
98517PA0010041	Rating Area 7	Tobacco User/Non-Tobacco User	17	274.31	274.31
98517PA0010041	Rating Area 7	Tobacco User/Non-Tobacco User	18	282.99	282.99
98517PA0010041	Rating Area 7	Tobacco User/Non-Tobacco User	19	291.67	291.67
98517PA0010041	Rating Area 7	Tobacco User/Non-Tobacco User	20	300.66	300.66
98517PA0010041	Rating Area 7	Tobacco User/Non-Tobacco User	21	309.97	309.97
98517PA0010041	Rating Area 7	Tobacco User/Non-Tobacco User	22	309.97	309.97
98517PA0010041	Rating Area 7	Tobacco User/Non-Tobacco User	23	309.97	309.97
98517PA0010041	Rating Area 7	Tobacco User/Non-Tobacco User	24	309.97	309.97
98517PA0010041	Rating Area 7	Tobacco User/Non-Tobacco User	25	311.20	326.76
98517PA0010041	Rating Area 7	Tobacco User/Non-Tobacco User	26	317.40	333.27
98517PA0010041	Rating Area 7	Tobacco User/Non-Tobacco User	27	324.83	341.08
98517PA0010041	Rating Area 7	Tobacco User/Non-Tobacco User	28	336.92	353.77
98517PA0010041	Rating Area 7	Tobacco User/Non-Tobacco User	29	346.84	364.18
98517PA0010041	Rating Area 7	Tobacco User/Non-Tobacco User	30	351.80	369.39
98517PA0010041	Rating Area 7	Tobacco User/Non-Tobacco User	31	359.24	377.20
98517PA0010041	Rating Area 7	Tobacco User/Non-Tobacco User	32	366.68	385.01
98517PA0010041	Rating Area 7	Tobacco User/Non-Tobacco User	33	371.33	389.89
98517PA0010041	Rating Area 7	Tobacco User/Non-Tobacco User	34	376.29	395.10
98517PA0010041	Rating Area 7	Tobacco User/Non-Tobacco User	35	378.77	412.86
98517PA0010041	Rating Area 7	Tobacco User/Non-Tobacco User	36	381.25	415.56
98517PA0010041	Rating Area 7	Tobacco User/Non-Tobacco User	37	383.73	418.26
98517PA0010041	Rating Area 7	Tobacco User/Non-Tobacco User	38	386.21	420.96
98517PA0010041	Rating Area 7	Tobacco User/Non-Tobacco User	39	391.17	426.37
98517PA0010041	Rating Area 7	Tobacco User/Non-Tobacco User	40	396.12	431.78

98517PA0010041	Rating Area 7	Tobacco User/Non-Tobacco User	41	403.56	439.88
98517PA0010041	Rating Area 7	Tobacco User/Non-Tobacco User	42	410.69	447.66
98517PA0010041	Rating Area 7	Tobacco User/Non-Tobacco User	43	420.61	458.47
98517PA0010041	Rating Area 7	Tobacco User/Non-Tobacco User	44	433.01	471.98
98517PA0010041	Rating Area 7	Tobacco User/Non-Tobacco User	45	447.58	487.86
98517PA0010041	Rating Area 7	Tobacco User/Non-Tobacco User	46	464.94	506.78
98517PA0010041	Rating Area 7	Tobacco User/Non-Tobacco User	47	484.46	528.06
98517PA0010041	Rating Area 7	Tobacco User/Non-Tobacco User	48	506.78	552.39
98517PA0010041	Rating Area 7	Tobacco User/Non-Tobacco User	49	528.79	576.38
98517PA0010041	Rating Area 7	Tobacco User/Non-Tobacco User	50	553.58	603.41
98517PA0010041	Rating Area 7	Tobacco User/Non-Tobacco User	51	578.07	630.10
98517PA0010041	Rating Area 7	Tobacco User/Non-Tobacco User	52	605.04	659.49
98517PA0010041	Rating Area 7	Tobacco User/Non-Tobacco User	53	632.31	689.22
98517PA0010041	Rating Area 7	Tobacco User/Non-Tobacco User	54	661.76	721.32
98517PA0010041	Rating Area 7	Tobacco User/Non-Tobacco User	55	691.20	777.60
98517PA0010041	Rating Area 7	Tobacco User/Non-Tobacco User	56	723.13	813.52
98517PA0010041	Rating Area 7	Tobacco User/Non-Tobacco User	57	755.36	849.79
98517PA0010041	Rating Area 7	Tobacco User/Non-Tobacco User	58	789.77	888.49
98517PA0010041	Rating Area 7	Tobacco User/Non-Tobacco User	59	806.82	907.67
98517PA0010041	Rating Area 7	Tobacco User/Non-Tobacco User	60	841.22	946.38
98517PA0010041	Rating Area 7	Tobacco User/Non-Tobacco User	61	870.98	979.85
98517PA0010041	Rating Area 7	Tobacco User/Non-Tobacco User	62	890.51	1001.82
98517PA0010041	Rating Area 7	Tobacco User/Non-Tobacco User	63	914.99	1029.37
98517PA0010041	Rating Area 7	Tobacco User/Non-Tobacco User	64 and over	929.87	1046.10
98517PA0010042	Rating Area 7	Tobacco User/Non-Tobacco User	0-14	237.43	237.43
98517PA0010042	Rating Area 7	Tobacco User/Non-Tobacco User	15	258.53	258.53
98517PA0010042	Rating Area 7	Tobacco User/Non-Tobacco User	16	266.60	266.60
98517PA0010042	Rating Area 7	Tobacco User/Non-Tobacco User	17	274.67	274.67
98517PA0010042	Rating Area 7	Tobacco User/Non-Tobacco User	18	283.36	283.36
98517PA0010042	Rating Area 7	Tobacco User/Non-Tobacco User	19	292.05	292.05
98517PA0010042	Rating Area 7	Tobacco User/Non-Tobacco User	20	301.05	301.05
98517PA0010042	Rating Area 7	Tobacco User/Non-Tobacco User	21	310.38	310.38
98517PA0010042	Rating Area 7	Tobacco User/Non-Tobacco User	22	310.38	310.38
98517PA0010042	Rating Area 7	Tobacco User/Non-Tobacco User	23	310.38	310.38
98517PA0010042	Rating Area 7	Tobacco User/Non-Tobacco User	24	310.38	310.38
98517PA0010042	Rating Area 7	Tobacco User/Non-Tobacco User	25	311.61	327.19
98517PA0010042	Rating Area 7	Tobacco User/Non-Tobacco User	26	317.81	333.70
98517PA0010042	Rating Area 7	Tobacco User/Non-Tobacco User	27	325.26	341.53
98517PA0010042	Rating Area 7	Tobacco User/Non-Tobacco User	28	337.37	354.24
98517PA0010042	Rating Area 7	Tobacco User/Non-Tobacco User	29	347.30	364.66
98517PA0010042	Rating Area 7	Tobacco User/Non-Tobacco User	30	352.26	369.88
98517PA0010042	Rating Area 7	Tobacco User/Non-Tobacco User	31	359.71	377.70
98517PA0010042	Rating Area 7	Tobacco User/Non-Tobacco User	32	367.16	385.52
98517PA0010042	Rating Area 7	Tobacco User/Non-Tobacco User	33	371.82	390.41
98517PA0010042	Rating Area 7	Tobacco User/Non-Tobacco User	34	376.78	395.62
98517PA0010042	Rating Area 7	Tobacco User/Non-Tobacco User	35	379.27	413.40
98517PA0010042	Rating Area 7	Tobacco User/Non-Tobacco User	36	381.75	416.11
98517PA0010042	Rating Area 7	Tobacco User/Non-Tobacco User	37	384.23	418.81
98517PA0010042	Rating Area 7	Tobacco User/Non-Tobacco User	38	386.71	421.52
98517PA0010042	Rating Area 7	Tobacco User/Non-Tobacco User	39	391.68	426.93
98517PA0010042	Rating Area 7	Tobacco User/Non-Tobacco User	40	396.65	432.34
98517PA0010042	Rating Area 7	Tobacco User/Non-Tobacco User	41	404.10	440.46
98517PA0010042	Rating Area 7	Tobacco User/Non-Tobacco User	42	411.23	448.24
98517PA0010042	Rating Area 7	Tobacco User/Non-Tobacco User	43	421.17	459.07
98517PA0010042	Rating Area 7	Tobacco User/Non-Tobacco User	44	433.58	472.60
98517PA0010042	Rating Area 7	Tobacco User/Non-Tobacco User	45	448.17	488.50
98517PA0010042	Rating Area 7	Tobacco User/Non-Tobacco User	46	465.55	507.45
98517PA0010042	Rating Area 7	Tobacco User/Non-Tobacco User	47	485.10	528.76
98517PA0010042	Rating Area 7	Tobacco User/Non-Tobacco User	48	507.45	553.12
98517PA0010042	Rating Area 7	Tobacco User/Non-Tobacco User	49	529.48	577.14
98517PA0010042	Rating Area 7	Tobacco User/Non-Tobacco User	50	554.31	604.20
98517PA0010042	Rating Area 7	Tobacco User/Non-Tobacco User	51	578.83	630.93

98517PA0010042	Rating Area 7	Tobacco User/Non-Tobacco User	52	605.83	660.36
98517PA0010042	Rating Area 7	Tobacco User/Non-Tobacco User	53	633.14	690.13
98517PA0010042	Rating Area 7	Tobacco User/Non-Tobacco User	54	662.63	722.27
98517PA0010042	Rating Area 7	Tobacco User/Non-Tobacco User	55	692.11	778.63
98517PA0010042	Rating Area 7	Tobacco User/Non-Tobacco User	56	724.08	814.59
98517PA0010042	Rating Area 7	Tobacco User/Non-Tobacco User	57	756.36	850.90
98517PA0010042	Rating Area 7	Tobacco User/Non-Tobacco User	58	790.81	889.66
98517PA0010042	Rating Area 7	Tobacco User/Non-Tobacco User	59	807.88	908.87
98517PA0010042	Rating Area 7	Tobacco User/Non-Tobacco User	60	842.33	947.62
98517PA0010042	Rating Area 7	Tobacco User/Non-Tobacco User	61	872.13	981.14
98517PA0010042	Rating Area 7	Tobacco User/Non-Tobacco User	62	891.68	1003.14
98517PA0010042	Rating Area 7	Tobacco User/Non-Tobacco User	63	916.20	1030.72
98517PA0010042	Rating Area 7	Tobacco User/Non-Tobacco User	64 and over	931.10	1047.48
98517PA0010043	Rating Area 7	Tobacco User/Non-Tobacco User	0-14	238.14	238.14
98517PA0010043	Rating Area 7	Tobacco User/Non-Tobacco User	15	259.31	259.31
98517PA0010043	Rating Area 7	Tobacco User/Non-Tobacco User	16	267.40	267.40
98517PA0010043	Rating Area 7	Tobacco User/Non-Tobacco User	17	275.49	275.49
98517PA0010043	Rating Area 7	Tobacco User/Non-Tobacco User	18	284.21	284.21
98517PA0010043	Rating Area 7	Tobacco User/Non-Tobacco User	19	292.93	292.93
98517PA0010043	Rating Area 7	Tobacco User/Non-Tobacco User	20	301.95	301.95
98517PA0010043	Rating Area 7	Tobacco User/Non-Tobacco User	21	311.30	311.30
98517PA0010043	Rating Area 7	Tobacco User/Non-Tobacco User	22	311.30	311.30
98517PA0010043	Rating Area 7	Tobacco User/Non-Tobacco User	23	311.30	311.30
98517PA0010043	Rating Area 7	Tobacco User/Non-Tobacco User	24	311.30	311.30
98517PA0010043	Rating Area 7	Tobacco User/Non-Tobacco User	25	312.54	328.16
98517PA0010043	Rating Area 7	Tobacco User/Non-Tobacco User	26	318.76	334.70
98517PA0010043	Rating Area 7	Tobacco User/Non-Tobacco User	27	326.23	342.54
98517PA0010043	Rating Area 7	Tobacco User/Non-Tobacco User	28	338.37	355.29
98517PA0010043	Rating Area 7	Tobacco User/Non-Tobacco User	29	348.33	365.75
98517PA0010043	Rating Area 7	Tobacco User/Non-Tobacco User	30	353.32	370.98
98517PA0010043	Rating Area 7	Tobacco User/Non-Tobacco User	31	360.79	378.83
98517PA0010043	Rating Area 7	Tobacco User/Non-Tobacco User	32	368.26	386.67
98517PA0010043	Rating Area 7	Tobacco User/Non-Tobacco User	33	372.93	391.57
98517PA0010043	Rating Area 7	Tobacco User/Non-Tobacco User	34	377.91	396.80
98517PA0010043	Rating Area 7	Tobacco User/Non-Tobacco User	35	380.40	414.63
98517PA0010043	Rating Area 7	Tobacco User/Non-Tobacco User	36	382.89	417.35
98517PA0010043	Rating Area 7	Tobacco User/Non-Tobacco User	37	385.38	420.06
98517PA0010043	Rating Area 7	Tobacco User/Non-Tobacco User	38	387.87	422.78
98517PA0010043	Rating Area 7	Tobacco User/Non-Tobacco User	39	392.85	428.21
98517PA0010043	Rating Area 7	Tobacco User/Non-Tobacco User	40	397.83	433.63
98517PA0010043	Rating Area 7	Tobacco User/Non-Tobacco User	41	405.30	441.78
98517PA0010043	Rating Area 7	Tobacco User/Non-Tobacco User	42	412.46	449.58
98517PA0010043	Rating Area 7	Tobacco User/Non-Tobacco User	43	422.42	460.44
98517PA0010043	Rating Area 7	Tobacco User/Non-Tobacco User	44	434.87	474.01
98517PA0010043	Rating Area 7	Tobacco User/Non-Tobacco User	45	449.50	489.96
98517PA0010043	Rating Area 7	Tobacco User/Non-Tobacco User	46	466.94	508.96
98517PA0010043	Rating Area 7	Tobacco User/Non-Tobacco User	47	486.55	530.34
98517PA0010043	Rating Area 7	Tobacco User/Non-Tobacco User	48	508.96	554.77
98517PA0010043	Rating Area 7	Tobacco User/Non-Tobacco User	49	531.06	578.86
98517PA0010043	Rating Area 7	Tobacco User/Non-Tobacco User	50	555.97	606.00
98517PA0010043	Rating Area 7	Tobacco User/Non-Tobacco User	51	580.56	632.81
98517PA0010043	Rating Area 7	Tobacco User/Non-Tobacco User	52	607.64	662.33
98517PA0010043	Rating Area 7	Tobacco User/Non-Tobacco User	53	635.03	692.19
98517PA0010043	Rating Area 7	Tobacco User/Non-Tobacco User	54	664.61	724.42
98517PA0010043	Rating Area 7	Tobacco User/Non-Tobacco User	55	694.18	780.95
98517PA0010043	Rating Area 7	Tobacco User/Non-Tobacco User	56	726.24	817.02
98517PA0010043	Rating Area 7	Tobacco User/Non-Tobacco User	57	758.62	853.44
98517PA0010043	Rating Area 7	Tobacco User/Non-Tobacco User	58	793.17	892.32
98517PA0010043	Rating Area 7	Tobacco User/Non-Tobacco User	59	810.29	911.58
98517PA0010043	Rating Area 7	Tobacco User/Non-Tobacco User	60	844.84	950.45
98517PA0010043	Rating Area 7	Tobacco User/Non-Tobacco User	61	874.73	984.07
98517PA0010043	Rating Area 7	Tobacco User/Non-Tobacco User	62	894.34	1006.13

98517PA0010043	Rating Area 7	Tobacco User/Non-Tobacco User	63	918.93	1033.80
98517PA0010043	Rating Area 7	Tobacco User/Non-Tobacco User	64 and over	933.87	1050.61
98517PA0010045	Rating Area 7	Tobacco User/Non-Tobacco User	0-14	287.29	287.29
98517PA0010045	Rating Area 7	Tobacco User/Non-Tobacco User	15	312.83	312.83
98517PA0010045	Rating Area 7	Tobacco User/Non-Tobacco User	16	322.59	322.59
98517PA0010045	Rating Area 7	Tobacco User/Non-Tobacco User	17	332.36	332.36
98517PA0010045	Rating Area 7	Tobacco User/Non-Tobacco User	18	342.87	342.87
98517PA0010045	Rating Area 7	Tobacco User/Non-Tobacco User	19	353.39	353.39
98517PA0010045	Rating Area 7	Tobacco User/Non-Tobacco User	20	364.28	364.28
98517PA0010045	Rating Area 7	Tobacco User/Non-Tobacco User	21	375.55	375.55
98517PA0010045	Rating Area 7	Tobacco User/Non-Tobacco User	22	375.55	375.55
98517PA0010045	Rating Area 7	Tobacco User/Non-Tobacco User	23	375.55	375.55
98517PA0010045	Rating Area 7	Tobacco User/Non-Tobacco User	24	375.55	375.55
98517PA0010045	Rating Area 7	Tobacco User/Non-Tobacco User	25	377.05	395.90
98517PA0010045	Rating Area 7	Tobacco User/Non-Tobacco User	26	384.56	403.78
98517PA0010045	Rating Area 7	Tobacco User/Non-Tobacco User	27	393.57	413.25
98517PA0010045	Rating Area 7	Tobacco User/Non-Tobacco User	28	408.22	428.63
98517PA0010045	Rating Area 7	Tobacco User/Non-Tobacco User	29	420.23	441.25
98517PA0010045	Rating Area 7	Tobacco User/Non-Tobacco User	30	426.24	447.55
98517PA0010045	Rating Area 7	Tobacco User/Non-Tobacco User	31	435.26	457.02
98517PA0010045	Rating Area 7	Tobacco User/Non-Tobacco User	32	444.27	466.48
98517PA0010045	Rating Area 7	Tobacco User/Non-Tobacco User	33	449.90	472.40
98517PA0010045	Rating Area 7	Tobacco User/Non-Tobacco User	34	455.91	478.71
98517PA0010045	Rating Area 7	Tobacco User/Non-Tobacco User	35	458.91	500.22
98517PA0010045	Rating Area 7	Tobacco User/Non-Tobacco User	36	461.92	503.49
98517PA0010045	Rating Area 7	Tobacco User/Non-Tobacco User	37	464.92	506.77
98517PA0010045	Rating Area 7	Tobacco User/Non-Tobacco User	38	467.93	510.04
98517PA0010045	Rating Area 7	Tobacco User/Non-Tobacco User	39	473.94	516.59
98517PA0010045	Rating Area 7	Tobacco User/Non-Tobacco User	40	479.95	523.14
98517PA0010045	Rating Area 7	Tobacco User/Non-Tobacco User	41	488.96	532.96
98517PA0010045	Rating Area 7	Tobacco User/Non-Tobacco User	42	497.60	542.38
98517PA0010045	Rating Area 7	Tobacco User/Non-Tobacco User	43	509.61	555.48
98517PA0010045	Rating Area 7	Tobacco User/Non-Tobacco User	44	524.63	571.85
98517PA0010045	Rating Area 7	Tobacco User/Non-Tobacco User	45	542.29	591.09
98517PA0010045	Rating Area 7	Tobacco User/Non-Tobacco User	46	563.32	614.01
98517PA0010045	Rating Area 7	Tobacco User/Non-Tobacco User	47	586.98	639.80
98517PA0010045	Rating Area 7	Tobacco User/Non-Tobacco User	48	614.01	669.28
98517PA0010045	Rating Area 7	Tobacco User/Non-Tobacco User	49	640.68	698.34
98517PA0010045	Rating Area 7	Tobacco User/Non-Tobacco User	50	670.72	731.09
98517PA0010045	Rating Area 7	Tobacco User/Non-Tobacco User	51	700.39	763.42
98517PA0010045	Rating Area 7	Tobacco User/Non-Tobacco User	52	733.06	799.04
98517PA0010045	Rating Area 7	Tobacco User/Non-Tobacco User	53	766.11	835.06
98517PA0010045	Rating Area 7	Tobacco User/Non-Tobacco User	54	801.79	873.95
98517PA0010045	Rating Area 7	Tobacco User/Non-Tobacco User	55	837.46	942.15
98517PA0010045	Rating Area 7	Tobacco User/Non-Tobacco User	56	876.14	985.66
98517PA0010045	Rating Area 7	Tobacco User/Non-Tobacco User	57	915.20	1029.60
98517PA0010045	Rating Area 7	Tobacco User/Non-Tobacco User	58	956.89	1076.50
98517PA0010045	Rating Area 7	Tobacco User/Non-Tobacco User	59	977.54	1099.73
98517PA0010045	Rating Area 7	Tobacco User/Non-Tobacco User	60	1019.23	1146.63
98517PA0010045	Rating Area 7	Tobacco User/Non-Tobacco User	61	1055.28	1187.19
98517PA0010045	Rating Area 7	Tobacco User/Non-Tobacco User	62	1078.94	1213.80
98517PA0010045	Rating Area 7	Tobacco User/Non-Tobacco User	63	1108.61	1247.18
98517PA0010045	Rating Area 7	Tobacco User/Non-Tobacco User	64 and over	1126.63	1267.46
98517PA0010002	Rating Area 8	Tobacco User/Non-Tobacco User	0-14	196.17	196.17
98517PA0010002	Rating Area 8	Tobacco User/Non-Tobacco User	15	213.61	213.61
98517PA0010002	Rating Area 8	Tobacco User/Non-Tobacco User	16	220.28	220.28
98517PA0010002	Rating Area 8	Tobacco User/Non-Tobacco User	17	226.95	226.95
98517PA0010002	Rating Area 8	Tobacco User/Non-Tobacco User	18	234.13	234.13
98517PA0010002	Rating Area 8	Tobacco User/Non-Tobacco User	19	241.31	241.31
98517PA0010002	Rating Area 8	Tobacco User/Non-Tobacco User	20	248.74	248.74
98517PA0010002	Rating Area 8	Tobacco User/Non-Tobacco User	21	256.45	256.45
98517PA0010002	Rating Area 8	Tobacco User/Non-Tobacco User	22	256.45	256.45



98517PA0010002	Rating Area 8	Tobacco User/Non-Tobacco User	23	256.45	256.45
98517PA0010002	Rating Area 8	Tobacco User/Non-Tobacco User	24	256.45	256.45
98517PA0010002	Rating Area 8	Tobacco User/Non-Tobacco User	25	257.46	270.34
98517PA0010002	Rating Area 8	Tobacco User/Non-Tobacco User	26	262.59	275.72
98517PA0010002	Rating Area 8	Tobacco User/Non-Tobacco User	27	268.75	282.18
98517PA0010002	Rating Area 8	Tobacco User/Non-Tobacco User	28	278.75	292.69
98517PA0010002	Rating Area 8	Tobacco User/Non-Tobacco User	29	286.95	301.30
98517PA0010002	Rating Area 8	Tobacco User/Non-Tobacco User	30	291.06	305.61
98517PA0010002	Rating Area 8	Tobacco User/Non-Tobacco User	31	297.21	312.07
98517PA0010002	Rating Area 8	Tobacco User/Non-Tobacco User	32	303.37	318.53
98517PA0010002	Rating Area 8	Tobacco User/Non-Tobacco User	33	307.21	322.57
98517PA0010002	Rating Area 8	Tobacco User/Non-Tobacco User	34	311.32	326.88
98517PA0010002	Rating Area 8	Tobacco User/Non-Tobacco User	35	313.37	341.57
98517PA0010002	Rating Area 8	Tobacco User/Non-Tobacco User	36	315.42	343.81
98517PA0010002	Rating Area 8	Tobacco User/Non-Tobacco User	37	317.47	346.04
98517PA0010002	Rating Area 8	Tobacco User/Non-Tobacco User	38	319.52	348.28
98517PA0010002	Rating Area 8	Tobacco User/Non-Tobacco User	39	323.62	352.75
98517PA0010002	Rating Area 8	Tobacco User/Non-Tobacco User	40	327.73	357.22
98517PA0010002	Rating Area 8	Tobacco User/Non-Tobacco User	41	333.88	363.93
98517PA0010002	Rating Area 8	Tobacco User/Non-Tobacco User	42	339.78	370.36
98517PA0010002	Rating Area 8	Tobacco User/Non-Tobacco User	43	347.99	379.30
98517PA0010002	Rating Area 8	Tobacco User/Non-Tobacco User	44	358.24	390.49
98517PA0010002	Rating Area 8	Tobacco User/Non-Tobacco User	45	370.30	403.62
98517PA0010002	Rating Area 8	Tobacco User/Non-Tobacco User	46	384.66	419.28
98517PA0010002	Rating Area 8	Tobacco User/Non-Tobacco User	47	400.81	436.89
98517PA0010002	Rating Area 8	Tobacco User/Non-Tobacco User	48	419.28	457.01
98517PA0010002	Rating Area 8	Tobacco User/Non-Tobacco User	49	437.48	476.86
98517PA0010002	Rating Area 8	Tobacco User/Non-Tobacco User	50	458.00	499.22
98517PA0010002	Rating Area 8	Tobacco User/Non-Tobacco User	51	478.26	521.30
98517PA0010002	Rating Area 8	Tobacco User/Non-Tobacco User	52	500.57	545.62
98517PA0010002	Rating Area 8	Tobacco User/Non-Tobacco User	53	523.13	570.21
98517PA0010002	Rating Area 8	Tobacco User/Non-Tobacco User	54	547.49	596.77
98517PA0010002	Rating Area 8	Tobacco User/Non-Tobacco User	55	571.86	643.34
98517PA0010002	Rating Area 8	Tobacco User/Non-Tobacco User	56	598.27	673.05
98517PA0010002	Rating Area 8	Tobacco User/Non-Tobacco User	57	624.94	703.06
98517PA0010002	Rating Area 8	Tobacco User/Non-Tobacco User	58	653.40	735.08
98517PA0010002	Rating Area 8	Tobacco User/Non-Tobacco User	59	667.51	750.95
98517PA0010002	Rating Area 8	Tobacco User/Non-Tobacco User	60	695.97	782.97
98517PA0010002	Rating Area 8	Tobacco User/Non-Tobacco User	61	720.59	810.66
98517PA0010002	Rating Area 8	Tobacco User/Non-Tobacco User	62	736.75	828.84
98517PA0010002	Rating Area 8	Tobacco User/Non-Tobacco User	63	757.00	851.63
98517PA0010002	Rating Area 8	Tobacco User/Non-Tobacco User	64 and over	769.31	865.48
98517PA0010003	Rating Area 8	Tobacco User/Non-Tobacco User	0-14	191.71	191.71
98517PA0010003	Rating Area 8	Tobacco User/Non-Tobacco User	15	208.76	208.76
98517PA0010003	Rating Area 8	Tobacco User/Non-Tobacco User	16	215.27	215.27
98517PA0010003	Rating Area 8	Tobacco User/Non-Tobacco User	17	221.79	221.79
98517PA0010003	Rating Area 8	Tobacco User/Non-Tobacco User	18	228.80	228.80
98517PA0010003	Rating Area 8	Tobacco User/Non-Tobacco User	19	235.82	235.82
98517PA0010003	Rating Area 8	Tobacco User/Non-Tobacco User	20	243.09	243.09
98517PA0010003	Rating Area 8	Tobacco User/Non-Tobacco User	21	250.62	250.62
98517PA0010003	Rating Area 8	Tobacco User/Non-Tobacco User	22	250.62	250.62
98517PA0010003	Rating Area 8	Tobacco User/Non-Tobacco User	23	250.62	250.62
98517PA0010003	Rating Area 8	Tobacco User/Non-Tobacco User	24	250.62	250.62
98517PA0010003	Rating Area 8	Tobacco User/Non-Tobacco User	25	251.61	264.19
98517PA0010003	Rating Area 8	Tobacco User/Non-Tobacco User	26	256.62	269.45
98517PA0010003	Rating Area 8	Tobacco User/Non-Tobacco User	27	262.64	275.77
98517PA0010003	Rating Area 8	Tobacco User/Non-Tobacco User	28	272.41	286.03
98517PA0010003	Rating Area 8	Tobacco User/Non-Tobacco User	29	280.43	294.45
98517PA0010003	Rating Area 8	Tobacco User/Non-Tobacco User	30	284.44	298.66
98517PA0010003	Rating Area 8	Tobacco User/Non-Tobacco User	31	290.45	304.98
98517PA0010003	Rating Area 8	Tobacco User/Non-Tobacco User	32	296.47	311.29
98517PA0010003	Rating Area 8	Tobacco User/Non-Tobacco User	33	300.23	315.24

98517PA0010003	Rating Area 8	Tobacco User/Non-Tobacco User	34	304.24	319.45
98517PA0010003	Rating Area 8	Tobacco User/Non-Tobacco User	35	306.24	333.80
98517PA0010003	Rating Area 8	Tobacco User/Non-Tobacco User	36	308.25	335.99
98517PA0010003	Rating Area 8	Tobacco User/Non-Tobacco User	37	310.25	338.17
98517PA0010003	Rating Area 8	Tobacco User/Non-Tobacco User	38	312.26	340.36
98517PA0010003	Rating Area 8	Tobacco User/Non-Tobacco User	39	316.27	344.73
98517PA0010003	Rating Area 8	Tobacco User/Non-Tobacco User	40	320.28	349.10
98517PA0010003	Rating Area 8	Tobacco User/Non-Tobacco User	41	326.29	355.66
98517PA0010003	Rating Area 8	Tobacco User/Non-Tobacco User	42	332.05	361.94
98517PA0010003	Rating Area 8	Tobacco User/Non-Tobacco User	43	340.07	370.68
98517PA0010003	Rating Area 8	Tobacco User/Non-Tobacco User	44	350.10	381.61
98517PA0010003	Rating Area 8	Tobacco User/Non-Tobacco User	45	361.88	394.44
98517PA0010003	Rating Area 8	Tobacco User/Non-Tobacco User	46	375.91	409.74
98517PA0010003	Rating Area 8	Tobacco User/Non-Tobacco User	47	391.70	426.95
98517PA0010003	Rating Area 8	Tobacco User/Non-Tobacco User	48	409.74	446.62
98517PA0010003	Rating Area 8	Tobacco User/Non-Tobacco User	49	427.54	466.01
98517PA0010003	Rating Area 8	Tobacco User/Non-Tobacco User	50	447.58	487.87
98517PA0010003	Rating Area 8	Tobacco User/Non-Tobacco User	51	467.38	509.45
98517PA0010003	Rating Area 8	Tobacco User/Non-Tobacco User	52	489.18	533.21
98517PA0010003	Rating Area 8	Tobacco User/Non-Tobacco User	53	511.24	557.25
98517PA0010003	Rating Area 8	Tobacco User/Non-Tobacco User	54	535.05	583.20
98517PA0010003	Rating Area 8	Tobacco User/Non-Tobacco User	55	558.85	628.71
98517PA0010003	Rating Area 8	Tobacco User/Non-Tobacco User	56	584.67	657.75
98517PA0010003	Rating Area 8	Tobacco User/Non-Tobacco User	57	610.73	687.07
98517PA0010003	Rating Area 8	Tobacco User/Non-Tobacco User	58	638.55	718.36
98517PA0010003	Rating Area 8	Tobacco User/Non-Tobacco User	59	652.33	733.87
98517PA0010003	Rating Area 8	Tobacco User/Non-Tobacco User	60	680.15	765.16
98517PA0010003	Rating Area 8	Tobacco User/Non-Tobacco User	61	704.20	792.23
98517PA0010003	Rating Area 8	Tobacco User/Non-Tobacco User	62	719.99	809.99
98517PA0010003	Rating Area 8	Tobacco User/Non-Tobacco User	63	739.79	832.26
98517PA0010003	Rating Area 8	Tobacco User/Non-Tobacco User	64 and over	751.82	845.80
98517PA0010005	Rating Area 8	Tobacco User/Non-Tobacco User	0-14	229.48	229.48
98517PA0010005	Rating Area 8	Tobacco User/Non-Tobacco User	15	249.88	249.88
98517PA0010005	Rating Area 8	Tobacco User/Non-Tobacco User	16	257.68	257.68
98517PA0010005	Rating Area 8	Tobacco User/Non-Tobacco User	17	265.48	265.48
98517PA0010005	Rating Area 8	Tobacco User/Non-Tobacco User	18	273.88	273.88
98517PA0010005	Rating Area 8	Tobacco User/Non-Tobacco User	19	282.28	282.28
98517PA0010005	Rating Area 8	Tobacco User/Non-Tobacco User	20	290.98	290.98
98517PA0010005	Rating Area 8	Tobacco User/Non-Tobacco User	21	299.99	299.99
98517PA0010005	Rating Area 8	Tobacco User/Non-Tobacco User	22	299.99	299.99
98517PA0010005	Rating Area 8	Tobacco User/Non-Tobacco User	23	299.99	299.99
98517PA0010005	Rating Area 8	Tobacco User/Non-Tobacco User	24	299.99	299.99
98517PA0010005	Rating Area 8	Tobacco User/Non-Tobacco User	25	301.18	316.24
98517PA0010005	Rating Area 8	Tobacco User/Non-Tobacco User	26	307.18	322.54
98517PA0010005	Rating Area 8	Tobacco User/Non-Tobacco User	27	314.38	330.10
98517PA0010005	Rating Area 8	Tobacco User/Non-Tobacco User	28	326.08	342.38
98517PA0010005	Rating Area 8	Tobacco User/Non-Tobacco User	29	335.68	352.46
98517PA0010005	Rating Area 8	Tobacco User/Non-Tobacco User	30	340.48	357.50
98517PA0010005	Rating Area 8	Tobacco User/Non-Tobacco User	31	347.67	365.06
98517PA0010005	Rating Area 8	Tobacco User/Non-Tobacco User	32	354.87	372.62
98517PA0010005	Rating Area 8	Tobacco User/Non-Tobacco User	33	359.37	377.34
98517PA0010005	Rating Area 8	Tobacco User/Non-Tobacco User	34	364.17	382.38
98517PA0010005	Rating Area 8	Tobacco User/Non-Tobacco User	35	366.57	399.56
98517PA0010005	Rating Area 8	Tobacco User/Non-Tobacco User	36	368.97	402.18
98517PA0010005	Rating Area 8	Tobacco User/Non-Tobacco User	37	371.37	404.80
98517PA0010005	Rating Area 8	Tobacco User/Non-Tobacco User	38	373.77	407.41
98517PA0010005	Rating Area 8	Tobacco User/Non-Tobacco User	39	378.57	412.64
98517PA0010005	Rating Area 8	Tobacco User/Non-Tobacco User	40	383.37	417.88
98517PA0010005	Rating Area 8	Tobacco User/Non-Tobacco User	41	390.57	425.72
98517PA0010005	Rating Area 8	Tobacco User/Non-Tobacco User	42	397.47	433.24
98517PA0010005	Rating Area 8	Tobacco User/Non-Tobacco User	43	407.07	443.71
98517PA0010005	Rating Area 8	Tobacco User/Non-Tobacco User	44	419.07	456.79

98517PA0010005	Rating Area 8	Tobacco User/Non-Tobacco User	45	433.17	472.15
98517PA0010005	Rating Area 8	Tobacco User/Non-Tobacco User	46	449.97	490.46
98517PA0010005	Rating Area 8	Tobacco User/Non-Tobacco User	47	468.87	511.06
98517PA0010005	Rating Area 8	Tobacco User/Non-Tobacco User	48	490.46	534.61
98517PA0010005	Rating Area 8	Tobacco User/Non-Tobacco User	49	511.76	557.82
98517PA0010005	Rating Area 8	Tobacco User/Non-Tobacco User	50	535.76	583.98
98517PA0010005	Rating Area 8	Tobacco User/Non-Tobacco User	51	559.46	609.81
98517PA0010005	Rating Area 8	Tobacco User/Non-Tobacco User	52	585.56	638.26
98517PA0010005	Rating Area 8	Tobacco User/Non-Tobacco User	53	611.96	667.03
98517PA0010005	Rating Area 8	Tobacco User/Non-Tobacco User	54	640.45	698.09
98517PA0010005	Rating Area 8	Tobacco User/Non-Tobacco User	55	668.95	752.57
98517PA0010005	Rating Area 8	Tobacco User/Non-Tobacco User	56	699.85	787.33
98517PA0010005	Rating Area 8	Tobacco User/Non-Tobacco User	57	731.05	822.43
98517PA0010005	Rating Area 8	Tobacco User/Non-Tobacco User	58	764.34	859.89
98517PA0010005	Rating Area 8	Tobacco User/Non-Tobacco User	59	780.84	878.45
98517PA0010005	Rating Area 8	Tobacco User/Non-Tobacco User	60	814.14	915.91
98517PA0010005	Rating Area 8	Tobacco User/Non-Tobacco User	61	842.94	948.31
98517PA0010005	Rating Area 8	Tobacco User/Non-Tobacco User	62	861.84	969.57
98517PA0010005	Rating Area 8	Tobacco User/Non-Tobacco User	63	885.54	996.23
98517PA0010005	Rating Area 8	Tobacco User/Non-Tobacco User	64 and over	899.93	1012.43
98517PA0010006	Rating Area 8	Tobacco User/Non-Tobacco User	0-14	280.93	280.93
98517PA0010006	Rating Area 8	Tobacco User/Non-Tobacco User	15	305.90	305.90
98517PA0010006	Rating Area 8	Tobacco User/Non-Tobacco User	16	315.45	315.45
98517PA0010006	Rating Area 8	Tobacco User/Non-Tobacco User	17	325.00	325.00
98517PA0010006	Rating Area 8	Tobacco User/Non-Tobacco User	18	335.28	335.28
98517PA0010006	Rating Area 8	Tobacco User/Non-Tobacco User	19	345.57	345.57
98517PA0010006	Rating Area 8	Tobacco User/Non-Tobacco User	20	356.22	356.22
98517PA0010006	Rating Area 8	Tobacco User/Non-Tobacco User	21	367.24	367.24
98517PA0010006	Rating Area 8	Tobacco User/Non-Tobacco User	22	367.24	367.24
98517PA0010006	Rating Area 8	Tobacco User/Non-Tobacco User	23	367.24	367.24
98517PA0010006	Rating Area 8	Tobacco User/Non-Tobacco User	24	367.24	367.24
98517PA0010006	Rating Area 8	Tobacco User/Non-Tobacco User	25	368.70	387.14
98517PA0010006	Rating Area 8	Tobacco User/Non-Tobacco User	26	376.05	394.85
98517PA0010006	Rating Area 8	Tobacco User/Non-Tobacco User	27	384.86	404.10
98517PA0010006	Rating Area 8	Tobacco User/Non-Tobacco User	28	399.18	419.14
98517PA0010006	Rating Area 8	Tobacco User/Non-Tobacco User	29	410.93	431.48
98517PA0010006	Rating Area 8	Tobacco User/Non-Tobacco User	30	416.81	437.65
98517PA0010006	Rating Area 8	Tobacco User/Non-Tobacco User	31	425.62	446.90
98517PA0010006	Rating Area 8	Tobacco User/Non-Tobacco User	32	434.44	456.16
98517PA0010006	Rating Area 8	Tobacco User/Non-Tobacco User	33	439.94	461.94
98517PA0010006	Rating Area 8	Tobacco User/Non-Tobacco User	34	445.82	468.11
98517PA0010006	Rating Area 8	Tobacco User/Non-Tobacco User	35	448.76	489.15
98517PA0010006	Rating Area 8	Tobacco User/Non-Tobacco User	36	451.70	492.35
98517PA0010006	Rating Area 8	Tobacco User/Non-Tobacco User	37	454.63	495.55
98517PA0010006	Rating Area 8	Tobacco User/Non-Tobacco User	38	457.57	498.75
98517PA0010006	Rating Area 8	Tobacco User/Non-Tobacco User	39	463.45	505.16
98517PA0010006	Rating Area 8	Tobacco User/Non-Tobacco User	40	469.32	511.56
98517PA0010006	Rating Area 8	Tobacco User/Non-Tobacco User	41	478.14	521.17
98517PA0010006	Rating Area 8	Tobacco User/Non-Tobacco User	42	486.58	530.38
98517PA0010006	Rating Area 8	Tobacco User/Non-Tobacco User	43	498.33	543.18
98517PA0010006	Rating Area 8	Tobacco User/Non-Tobacco User	44	513.02	559.20
98517PA0010006	Rating Area 8	Tobacco User/Non-Tobacco User	45	530.28	578.01
98517PA0010006	Rating Area 8	Tobacco User/Non-Tobacco User	46	550.85	600.42
98517PA0010006	Rating Area 8	Tobacco User/Non-Tobacco User	47	573.98	625.64
98517PA0010006	Rating Area 8	Tobacco User/Non-Tobacco User	48	600.42	654.46
98517PA0010006	Rating Area 8	Tobacco User/Non-Tobacco User	49	626.50	682.88
98517PA0010006	Rating Area 8	Tobacco User/Non-Tobacco User	50	655.88	714.91
98517PA0010006	Rating Area 8	Tobacco User/Non-Tobacco User	51	684.89	746.53
98517PA0010006	Rating Area 8	Tobacco User/Non-Tobacco User	52	716.84	781.35
98517PA0010006	Rating Area 8	Tobacco User/Non-Tobacco User	53	749.15	816.58
98517PA0010006	Rating Area 8	Tobacco User/Non-Tobacco User	54	784.04	854.60
98517PA0010006	Rating Area 8	Tobacco User/Non-Tobacco User	55	818.93	921.29

98517PA0010006	Rating Area 8	Tobacco User/Non-Tobacco User	56	856.75	963.85
98517PA0010006	Rating Area 8	Tobacco User/Non-Tobacco User	57	894.94	1006.81
98517PA0010006	Rating Area 8	Tobacco User/Non-Tobacco User	58	935.71	1052.67
98517PA0010006	Rating Area 8	Tobacco User/Non-Tobacco User	59	955.91	1075.39
98517PA0010006	Rating Area 8	Tobacco User/Non-Tobacco User	60	996.67	1121.25
98517PA0010006	Rating Area 8	Tobacco User/Non-Tobacco User	61	1031.92	1160.91
98517PA0010006	Rating Area 8	Tobacco User/Non-Tobacco User	62	1055.06	1186.94
98517PA0010006	Rating Area 8	Tobacco User/Non-Tobacco User	63	1084.07	1219.58
98517PA0010006	Rating Area 8	Tobacco User/Non-Tobacco User	64 and over	1101.70	1239.41
98517PA0010008	Rating Area 8	Tobacco User/Non-Tobacco User	0-14	273.74	273.74
98517PA0010008	Rating Area 8	Tobacco User/Non-Tobacco User	15	298.07	298.07
98517PA0010008	Rating Area 8	Tobacco User/Non-Tobacco User	16	307.38	307.38
98517PA0010008	Rating Area 8	Tobacco User/Non-Tobacco User	17	316.68	316.68
98517PA0010008	Rating Area 8	Tobacco User/Non-Tobacco User	18	326.70	326.70
98517PA0010008	Rating Area 8	Tobacco User/Non-Tobacco User	19	336.72	336.72
98517PA0010008	Rating Area 8	Tobacco User/Non-Tobacco User	20	347.10	347.10
98517PA0010008	Rating Area 8	Tobacco User/Non-Tobacco User	21	357.84	357.84
98517PA0010008	Rating Area 8	Tobacco User/Non-Tobacco User	22	357.84	357.84
98517PA0010008	Rating Area 8	Tobacco User/Non-Tobacco User	23	357.84	357.84
98517PA0010008	Rating Area 8	Tobacco User/Non-Tobacco User	24	357.84	357.84
98517PA0010008	Rating Area 8	Tobacco User/Non-Tobacco User	25	359.26	377.23
98517PA0010008	Rating Area 8	Tobacco User/Non-Tobacco User	26	366.42	384.74
98517PA0010008	Rating Area 8	Tobacco User/Non-Tobacco User	27	375.01	393.76
98517PA0010008	Rating Area 8	Tobacco User/Non-Tobacco User	28	388.96	408.41
98517PA0010008	Rating Area 8	Tobacco User/Non-Tobacco User	29	400.41	420.44
98517PA0010008	Rating Area 8	Tobacco User/Non-Tobacco User	30	406.14	426.45
98517PA0010008	Rating Area 8	Tobacco User/Non-Tobacco User	31	414.73	435.46
98517PA0010008	Rating Area 8	Tobacco User/Non-Tobacco User	32	423.32	444.48
98517PA0010008	Rating Area 8	Tobacco User/Non-Tobacco User	33	428.68	450.12
98517PA0010008	Rating Area 8	Tobacco User/Non-Tobacco User	34	434.41	456.13
98517PA0010008	Rating Area 8	Tobacco User/Non-Tobacco User	35	437.27	476.63
98517PA0010008	Rating Area 8	Tobacco User/Non-Tobacco User	36	440.13	479.75
98517PA0010008	Rating Area 8	Tobacco User/Non-Tobacco User	37	443.00	482.87
98517PA0010008	Rating Area 8	Tobacco User/Non-Tobacco User	38	445.86	485.99
98517PA0010008	Rating Area 8	Tobacco User/Non-Tobacco User	39	451.58	492.23
98517PA0010008	Rating Area 8	Tobacco User/Non-Tobacco User	40	457.31	498.47
98517PA0010008	Rating Area 8	Tobacco User/Non-Tobacco User	41	465.90	507.83
98517PA0010008	Rating Area 8	Tobacco User/Non-Tobacco User	42	474.13	516.80
98517PA0010008	Rating Area 8	Tobacco User/Non-Tobacco User	43	485.58	529.28
98517PA0010008	Rating Area 8	Tobacco User/Non-Tobacco User	44	499.89	544.88
98517PA0010008	Rating Area 8	Tobacco User/Non-Tobacco User	45	516.71	563.21
98517PA0010008	Rating Area 8	Tobacco User/Non-Tobacco User	46	536.75	585.06
98517PA0010008	Rating Area 8	Tobacco User/Non-Tobacco User	47	559.29	609.63
98517PA0010008	Rating Area 8	Tobacco User/Non-Tobacco User	48	585.06	637.71
98517PA0010008	Rating Area 8	Tobacco User/Non-Tobacco User	49	610.46	665.40
98517PA0010008	Rating Area 8	Tobacco User/Non-Tobacco User	50	639.09	696.61
98517PA0010008	Rating Area 8	Tobacco User/Non-Tobacco User	51	667.36	727.42
98517PA0010008	Rating Area 8	Tobacco User/Non-Tobacco User	52	698.49	761.35
98517PA0010008	Rating Area 8	Tobacco User/Non-Tobacco User	53	729.98	795.68
98517PA0010008	Rating Area 8	Tobacco User/Non-Tobacco User	54	763.97	832.73
98517PA0010008	Rating Area 8	Tobacco User/Non-Tobacco User	55	797.97	897.71
98517PA0010008	Rating Area 8	Tobacco User/Non-Tobacco User	56	834.82	939.18
98517PA0010008	Rating Area 8	Tobacco User/Non-Tobacco User	57	872.04	981.04
98517PA0010008	Rating Area 8	Tobacco User/Non-Tobacco User	58	911.76	1025.73
98517PA0010008	Rating Area 8	Tobacco User/Non-Tobacco User	59	931.44	1047.87
98517PA0010008	Rating Area 8	Tobacco User/Non-Tobacco User	60	971.16	1092.55
98517PA0010008	Rating Area 8	Tobacco User/Non-Tobacco User	61	1005.51	1131.20
98517PA0010008	Rating Area 8	Tobacco User/Non-Tobacco User	62	1028.05	1156.56
98517PA0010008	Rating Area 8	Tobacco User/Non-Tobacco User	63	1056.32	1188.36
98517PA0010008	Rating Area 8	Tobacco User/Non-Tobacco User	64 and over	1073.50	1207.69
98517PA0010010	Rating Area 8	Tobacco User/Non-Tobacco User	0-14	218.86	218.86
98517PA0010010	Rating Area 8	Tobacco User/Non-Tobacco User	15	238.32	238.32

98517PA0010010	Rating Area 8	Tobacco User/Non-Tobacco User	16	245.75	245.75
98517PA0010010	Rating Area 8	Tobacco User/Non-Tobacco User	17	253.19	253.19
98517PA0010010	Rating Area 8	Tobacco User/Non-Tobacco User	18	261.20	261.20
98517PA0010010	Rating Area 8	Tobacco User/Non-Tobacco User	19	269.21	269.21
98517PA0010010	Rating Area 8	Tobacco User/Non-Tobacco User	20	277.51	277.51
98517PA0010010	Rating Area 8	Tobacco User/Non-Tobacco User	21	286.10	286.10
98517PA0010010	Rating Area 8	Tobacco User/Non-Tobacco User	22	286.10	286.10
98517PA0010010	Rating Area 8	Tobacco User/Non-Tobacco User	23	286.10	286.10
98517PA0010010	Rating Area 8	Tobacco User/Non-Tobacco User	24	286.10	286.10
98517PA0010010	Rating Area 8	Tobacco User/Non-Tobacco User	25	287.24	301.60
98517PA0010010	Rating Area 8	Tobacco User/Non-Tobacco User	26	292.96	307.61
98517PA0010010	Rating Area 8	Tobacco User/Non-Tobacco User	27	299.83	314.82
98517PA0010010	Rating Area 8	Tobacco User/Non-Tobacco User	28	310.98	326.53
98517PA0010010	Rating Area 8	Tobacco User/Non-Tobacco User	29	320.14	336.15
98517PA0010010	Rating Area 8	Tobacco User/Non-Tobacco User	30	324.72	340.95
98517PA0010010	Rating Area 8	Tobacco User/Non-Tobacco User	31	331.58	348.16
98517PA0010010	Rating Area 8	Tobacco User/Non-Tobacco User	32	338.45	355.37
98517PA0010010	Rating Area 8	Tobacco User/Non-Tobacco User	33	342.74	359.88
98517PA0010010	Rating Area 8	Tobacco User/Non-Tobacco User	34	347.32	364.68
98517PA0010010	Rating Area 8	Tobacco User/Non-Tobacco User	35	349.61	381.07
98517PA0010010	Rating Area 8	Tobacco User/Non-Tobacco User	36	351.89	383.57
98517PA0010010	Rating Area 8	Tobacco User/Non-Tobacco User	37	354.18	386.06
98517PA0010010	Rating Area 8	Tobacco User/Non-Tobacco User	38	356.47	388.55
98517PA0010010	Rating Area 8	Tobacco User/Non-Tobacco User	39	361.05	393.54
98517PA0010010	Rating Area 8	Tobacco User/Non-Tobacco User	40	365.63	398.53
98517PA0010010	Rating Area 8	Tobacco User/Non-Tobacco User	41	372.49	406.02
98517PA0010010	Rating Area 8	Tobacco User/Non-Tobacco User	42	379.07	413.19
98517PA0010010	Rating Area 8	Tobacco User/Non-Tobacco User	43	388.23	423.17
98517PA0010010	Rating Area 8	Tobacco User/Non-Tobacco User	44	399.67	435.64
98517PA0010010	Rating Area 8	Tobacco User/Non-Tobacco User	45	413.12	450.30
98517PA0010010	Rating Area 8	Tobacco User/Non-Tobacco User	46	429.14	467.76
98517PA0010010	Rating Area 8	Tobacco User/Non-Tobacco User	47	447.16	487.41
98517PA0010010	Rating Area 8	Tobacco User/Non-Tobacco User	48	467.76	509.86
98517PA0010010	Rating Area 8	Tobacco User/Non-Tobacco User	49	488.08	532.00
98517PA0010010	Rating Area 8	Tobacco User/Non-Tobacco User	50	510.96	556.95
98517PA0010010	Rating Area 8	Tobacco User/Non-Tobacco User	51	533.56	581.58
98517PA0010010	Rating Area 8	Tobacco User/Non-Tobacco User	52	558.45	608.72
98517PA0010010	Rating Area 8	Tobacco User/Non-Tobacco User	53	583.63	636.16
98517PA0010010	Rating Area 8	Tobacco User/Non-Tobacco User	54	610.81	665.78
98517PA0010010	Rating Area 8	Tobacco User/Non-Tobacco User	55	637.99	717.74
98517PA0010010	Rating Area 8	Tobacco User/Non-Tobacco User	56	667.46	750.89
98517PA0010010	Rating Area 8	Tobacco User/Non-Tobacco User	57	697.21	784.36
98517PA0010010	Rating Area 8	Tobacco User/Non-Tobacco User	58	728.97	820.09
98517PA0010010	Rating Area 8	Tobacco User/Non-Tobacco User	59	744.70	837.79
98517PA0010010	Rating Area 8	Tobacco User/Non-Tobacco User	60	776.46	873.51
98517PA0010010	Rating Area 8	Tobacco User/Non-Tobacco User	61	803.92	904.41
98517PA0010010	Rating Area 8	Tobacco User/Non-Tobacco User	62	821.95	924.69
98517PA0010010	Rating Area 8	Tobacco User/Non-Tobacco User	63	844.55	950.12
98517PA0010010	Rating Area 8	Tobacco User/Non-Tobacco User	64 and over	858.28	965.56
98517PA0010011	Rating Area 8	Tobacco User/Non-Tobacco User	0-14	152.33	152.33
98517PA0010011	Rating Area 8	Tobacco User/Non-Tobacco User	15	165.88	165.88
98517PA0010011	Rating Area 8	Tobacco User/Non-Tobacco User	16	171.05	171.05
98517PA0010011	Rating Area 8	Tobacco User/Non-Tobacco User	17	176.23	176.23
98517PA0010011	Rating Area 8	Tobacco User/Non-Tobacco User	18	181.81	181.81
98517PA0010011	Rating Area 8	Tobacco User/Non-Tobacco User	19	187.38	187.38
98517PA0010011	Rating Area 8	Tobacco User/Non-Tobacco User	20	193.16	193.16
98517PA0010011	Rating Area 8	Tobacco User/Non-Tobacco User	21	199.14	199.14
98517PA0010011	Rating Area 8	Tobacco User/Non-Tobacco User	22	199.14	199.14
98517PA0010011	Rating Area 8	Tobacco User/Non-Tobacco User	23	199.14	199.14
98517PA0010011	Rating Area 8	Tobacco User/Non-Tobacco User	24	199.14	199.14
98517PA0010011	Rating Area 8	Tobacco User/Non-Tobacco User	25	199.93	209.92
98517PA0010011	Rating Area 8	Tobacco User/Non-Tobacco User	26	203.91	214.10

98517PA0010011	Rating Area 8	Tobacco User/Non-Tobacco User	27	208.69	219.12
98517PA0010011	Rating Area 8	Tobacco User/Non-Tobacco User	28	216.45	227.28
98517PA0010011	Rating Area 8	Tobacco User/Non-Tobacco User	29	222.83	233.97
98517PA0010011	Rating Area 8	Tobacco User/Non-Tobacco User	30	226.01	237.31
98517PA0010011	Rating Area 8	Tobacco User/Non-Tobacco User	31	230.79	242.33
98517PA0010011	Rating Area 8	Tobacco User/Non-Tobacco User	32	235.57	247.35
98517PA0010011	Rating Area 8	Tobacco User/Non-Tobacco User	33	238.56	250.49
98517PA0010011	Rating Area 8	Tobacco User/Non-Tobacco User	34	241.74	253.83
98517PA0010011	Rating Area 8	Tobacco User/Non-Tobacco User	35	243.34	265.24
98517PA0010011	Rating Area 8	Tobacco User/Non-Tobacco User	36	244.93	266.97
98517PA0010011	Rating Area 8	Tobacco User/Non-Tobacco User	37	246.52	268.71
98517PA0010011	Rating Area 8	Tobacco User/Non-Tobacco User	38	248.12	270.45
98517PA0010011	Rating Area 8	Tobacco User/Non-Tobacco User	39	251.30	273.92
98517PA0010011	Rating Area 8	Tobacco User/Non-Tobacco User	40	254.49	277.39
98517PA0010011	Rating Area 8	Tobacco User/Non-Tobacco User	41	259.27	282.60
98517PA0010011	Rating Area 8	Tobacco User/Non-Tobacco User	42	263.85	287.59
98517PA0010011	Rating Area 8	Tobacco User/Non-Tobacco User	43	270.22	294.54
98517PA0010011	Rating Area 8	Tobacco User/Non-Tobacco User	44	278.18	303.22
98517PA0010011	Rating Area 8	Tobacco User/Non-Tobacco User	45	287.54	313.42
98517PA0010011	Rating Area 8	Tobacco User/Non-Tobacco User	46	298.69	325.58
98517PA0010011	Rating Area 8	Tobacco User/Non-Tobacco User	47	311.24	339.25
98517PA0010011	Rating Area 8	Tobacco User/Non-Tobacco User	48	325.58	354.88
98517PA0010011	Rating Area 8	Tobacco User/Non-Tobacco User	49	339.72	370.29
98517PA0010011	Rating Area 8	Tobacco User/Non-Tobacco User	50	355.65	387.65
98517PA0010011	Rating Area 8	Tobacco User/Non-Tobacco User	51	371.38	404.80
98517PA0010011	Rating Area 8	Tobacco User/Non-Tobacco User	52	388.70	423.68
98517PA0010011	Rating Area 8	Tobacco User/Non-Tobacco User	53	406.22	442.78
98517PA0010011	Rating Area 8	Tobacco User/Non-Tobacco User	54	425.14	463.40
98517PA0010011	Rating Area 8	Tobacco User/Non-Tobacco User	55	444.06	499.57
98517PA0010011	Rating Area 8	Tobacco User/Non-Tobacco User	56	464.57	522.64
98517PA0010011	Rating Area 8	Tobacco User/Non-Tobacco User	57	485.28	545.94
98517PA0010011	Rating Area 8	Tobacco User/Non-Tobacco User	58	507.38	570.81
98517PA0010011	Rating Area 8	Tobacco User/Non-Tobacco User	59	518.33	583.13
98517PA0010011	Rating Area 8	Tobacco User/Non-Tobacco User	60	540.44	607.99
98517PA0010011	Rating Area 8	Tobacco User/Non-Tobacco User	61	559.55	629.50
98517PA0010011	Rating Area 8	Tobacco User/Non-Tobacco User	62	572.10	643.61
98517PA0010011	Rating Area 8	Tobacco User/Non-Tobacco User	63	587.83	661.31
98517PA0010011	Rating Area 8	Tobacco User/Non-Tobacco User	64 and over	597.39	672.06
98517PA0010012	Rating Area 8	Tobacco User/Non-Tobacco User	0-14	229.61	229.61
98517PA0010012	Rating Area 8	Tobacco User/Non-Tobacco User	15	250.02	250.02
98517PA0010012	Rating Area 8	Tobacco User/Non-Tobacco User	16	257.83	257.83
98517PA0010012	Rating Area 8	Tobacco User/Non-Tobacco User	17	265.63	265.63
98517PA0010012	Rating Area 8	Tobacco User/Non-Tobacco User	18	274.03	274.03
98517PA0010012	Rating Area 8	Tobacco User/Non-Tobacco User	19	282.44	282.44
98517PA0010012	Rating Area 8	Tobacco User/Non-Tobacco User	20	291.14	291.14
98517PA0010012	Rating Area 8	Tobacco User/Non-Tobacco User	21	300.16	300.16
98517PA0010012	Rating Area 8	Tobacco User/Non-Tobacco User	22	300.16	300.16
98517PA0010012	Rating Area 8	Tobacco User/Non-Tobacco User	23	300.16	300.16
98517PA0010012	Rating Area 8	Tobacco User/Non-Tobacco User	24	300.16	300.16
98517PA0010012	Rating Area 8	Tobacco User/Non-Tobacco User	25	301.35	316.42
98517PA0010012	Rating Area 8	Tobacco User/Non-Tobacco User	26	307.35	322.72
98517PA0010012	Rating Area 8	Tobacco User/Non-Tobacco User	27	314.55	330.28
98517PA0010012	Rating Area 8	Tobacco User/Non-Tobacco User	28	326.26	342.57
98517PA0010012	Rating Area 8	Tobacco User/Non-Tobacco User	29	335.86	352.66
98517PA0010012	Rating Area 8	Tobacco User/Non-Tobacco User	30	340.67	357.70
98517PA0010012	Rating Area 8	Tobacco User/Non-Tobacco User	31	347.87	365.26
98517PA0010012	Rating Area 8	Tobacco User/Non-Tobacco User	32	355.07	372.83
98517PA0010012	Rating Area 8	Tobacco User/Non-Tobacco User	33	359.58	377.56
98517PA0010012	Rating Area 8	Tobacco User/Non-Tobacco User	34	364.38	382.60
98517PA0010012	Rating Area 8	Tobacco User/Non-Tobacco User	35	366.78	399.79
98517PA0010012	Rating Area 8	Tobacco User/Non-Tobacco User	36	369.18	402.41
98517PA0010012	Rating Area 8	Tobacco User/Non-Tobacco User	37	371.58	405.02

98517PA0010012	Rating Area 8	Tobacco User/Non-Tobacco User	38	373.98	407.64
98517PA0010012	Rating Area 8	Tobacco User/Non-Tobacco User	39	378.79	412.88
98517PA0010012	Rating Area 8	Tobacco User/Non-Tobacco User	40	383.59	418.11
98517PA0010012	Rating Area 8	Tobacco User/Non-Tobacco User	41	390.79	425.96
98517PA0010012	Rating Area 8	Tobacco User/Non-Tobacco User	42	397.70	433.49
98517PA0010012	Rating Area 8	Tobacco User/Non-Tobacco User	43	407.30	443.96
98517PA0010012	Rating Area 8	Tobacco User/Non-Tobacco User	44	419.31	457.04
98517PA0010012	Rating Area 8	Tobacco User/Non-Tobacco User	45	433.41	472.42
98517PA0010012	Rating Area 8	Tobacco User/Non-Tobacco User	46	450.22	490.74
98517PA0010012	Rating Area 8	Tobacco User/Non-Tobacco User	47	469.13	511.35
98517PA0010012	Rating Area 8	Tobacco User/Non-Tobacco User	48	490.74	534.91
98517PA0010012	Rating Area 8	Tobacco User/Non-Tobacco User	49	512.05	558.14
98517PA0010012	Rating Area 8	Tobacco User/Non-Tobacco User	50	536.06	584.31
98517PA0010012	Rating Area 8	Tobacco User/Non-Tobacco User	51	559.77	610.15
98517PA0010012	Rating Area 8	Tobacco User/Non-Tobacco User	52	585.89	638.62
98517PA0010012	Rating Area 8	Tobacco User/Non-Tobacco User	53	612.30	667.41
98517PA0010012	Rating Area 8	Tobacco User/Non-Tobacco User	54	640.81	698.49
98517PA0010012	Rating Area 8	Tobacco User/Non-Tobacco User	55	669.33	752.99
98517PA0010012	Rating Area 8	Tobacco User/Non-Tobacco User	56	700.24	787.77
98517PA0010012	Rating Area 8	Tobacco User/Non-Tobacco User	57	731.46	822.89
98517PA0010012	Rating Area 8	Tobacco User/Non-Tobacco User	58	764.78	860.37
98517PA0010012	Rating Area 8	Tobacco User/Non-Tobacco User	59	781.28	878.94
98517PA0010012	Rating Area 8	Tobacco User/Non-Tobacco User	60	814.60	916.42
98517PA0010012	Rating Area 8	Tobacco User/Non-Tobacco User	61	843.41	948.84
98517PA0010012	Rating Area 8	Tobacco User/Non-Tobacco User	62	862.32	970.11
98517PA0010012	Rating Area 8	Tobacco User/Non-Tobacco User	63	886.03	996.79
98517PA0010012	Rating Area 8	Tobacco User/Non-Tobacco User	64 and over	900.44	1013.00
98517PA0010013	Rating Area 8	Tobacco User/Non-Tobacco User	0-14	247.36	247.36
98517PA0010013	Rating Area 8	Tobacco User/Non-Tobacco User	15	269.35	269.35
98517PA0010013	Rating Area 8	Tobacco User/Non-Tobacco User	16	277.75	277.75
98517PA0010013	Rating Area 8	Tobacco User/Non-Tobacco User	17	286.16	286.16
98517PA0010013	Rating Area 8	Tobacco User/Non-Tobacco User	18	295.21	295.21
98517PA0010013	Rating Area 8	Tobacco User/Non-Tobacco User	19	304.27	304.27
98517PA0010013	Rating Area 8	Tobacco User/Non-Tobacco User	20	313.65	313.65
98517PA0010013	Rating Area 8	Tobacco User/Non-Tobacco User	21	323.36	323.36
98517PA0010013	Rating Area 8	Tobacco User/Non-Tobacco User	22	323.36	323.36
98517PA0010013	Rating Area 8	Tobacco User/Non-Tobacco User	23	323.36	323.36
98517PA0010013	Rating Area 8	Tobacco User/Non-Tobacco User	24	323.36	323.36
98517PA0010013	Rating Area 8	Tobacco User/Non-Tobacco User	25	324.64	340.87
98517PA0010013	Rating Area 8	Tobacco User/Non-Tobacco User	26	331.11	347.66
98517PA0010013	Rating Area 8	Tobacco User/Non-Tobacco User	27	338.87	355.81
98517PA0010013	Rating Area 8	Tobacco User/Non-Tobacco User	28	351.48	369.05
98517PA0010013	Rating Area 8	Tobacco User/Non-Tobacco User	29	361.82	379.92
98517PA0010013	Rating Area 8	Tobacco User/Non-Tobacco User	30	367.00	385.35
98517PA0010013	Rating Area 8	Tobacco User/Non-Tobacco User	31	374.76	393.50
98517PA0010013	Rating Area 8	Tobacco User/Non-Tobacco User	32	382.52	401.64
98517PA0010013	Rating Area 8	Tobacco User/Non-Tobacco User	33	387.37	406.74
98517PA0010013	Rating Area 8	Tobacco User/Non-Tobacco User	34	392.54	412.17
98517PA0010013	Rating Area 8	Tobacco User/Non-Tobacco User	35	395.13	430.69
98517PA0010013	Rating Area 8	Tobacco User/Non-Tobacco User	36	397.72	433.51
98517PA0010013	Rating Area 8	Tobacco User/Non-Tobacco User	37	400.30	436.33
98517PA0010013	Rating Area 8	Tobacco User/Non-Tobacco User	38	402.89	439.15
98517PA0010013	Rating Area 8	Tobacco User/Non-Tobacco User	39	408.06	444.79
98517PA0010013	Rating Area 8	Tobacco User/Non-Tobacco User	40	413.24	450.43
98517PA0010013	Rating Area 8	Tobacco User/Non-Tobacco User	41	421.00	458.89
98517PA0010013	Rating Area 8	Tobacco User/Non-Tobacco User	42	428.43	466.99
98517PA0010013	Rating Area 8	Tobacco User/Non-Tobacco User	43	438.78	478.27
98517PA0010013	Rating Area 8	Tobacco User/Non-Tobacco User	44	451.71	492.37
98517PA0010013	Rating Area 8	Tobacco User/Non-Tobacco User	45	466.91	508.93
98517PA0010013	Rating Area 8	Tobacco User/Non-Tobacco User	46	485.02	528.67
98517PA0010013	Rating Area 8	Tobacco User/Non-Tobacco User	47	505.39	550.87
98517PA0010013	Rating Area 8	Tobacco User/Non-Tobacco User	48	528.67	576.25

98517PA0010013	Rating Area 8	Tobacco User/Non-Tobacco User	49	551.63	601.27
98517PA0010013	Rating Area 8	Tobacco User/Non-Tobacco User	50	577.50	629.47
98517PA0010013	Rating Area 8	Tobacco User/Non-Tobacco User	51	603.04	657.31
98517PA0010013	Rating Area 8	Tobacco User/Non-Tobacco User	52	631.17	687.98
98517PA0010013	Rating Area 8	Tobacco User/Non-Tobacco User	53	659.63	718.99
98517PA0010013	Rating Area 8	Tobacco User/Non-Tobacco User	54	690.34	752.47
98517PA0010013	Rating Area 8	Tobacco User/Non-Tobacco User	55	721.06	811.19
98517PA0010013	Rating Area 8	Tobacco User/Non-Tobacco User	56	754.37	848.66
98517PA0010013	Rating Area 8	Tobacco User/Non-Tobacco User	57	787.99	886.49
98517PA0010013	Rating Area 8	Tobacco User/Non-Tobacco User	58	823.89	926.87
98517PA0010013	Rating Area 8	Tobacco User/Non-Tobacco User	59	841.67	946.88
98517PA0010013	Rating Area 8	Tobacco User/Non-Tobacco User	60	877.56	987.26
98517PA0010013	Rating Area 8	Tobacco User/Non-Tobacco User	61	908.60	1022.18
98517PA0010013	Rating Area 8	Tobacco User/Non-Tobacco User	62	928.97	1045.09
98517PA0010013	Rating Area 8	Tobacco User/Non-Tobacco User	63	954.52	1073.83
98517PA0010013	Rating Area 8	Tobacco User/Non-Tobacco User	64 and over	970.04	1091.29
98517PA0010014	Rating Area 8	Tobacco User/Non-Tobacco User	0-14	204.31	204.31
98517PA0010014	Rating Area 8	Tobacco User/Non-Tobacco User	15	222.47	222.47
98517PA0010014	Rating Area 8	Tobacco User/Non-Tobacco User	16	229.41	229.41
98517PA0010014	Rating Area 8	Tobacco User/Non-Tobacco User	17	236.36	236.36
98517PA0010014	Rating Area 8	Tobacco User/Non-Tobacco User	18	243.83	243.83
98517PA0010014	Rating Area 8	Tobacco User/Non-Tobacco User	19	251.31	251.31
98517PA0010014	Rating Area 8	Tobacco User/Non-Tobacco User	20	259.06	259.06
98517PA0010014	Rating Area 8	Tobacco User/Non-Tobacco User	21	267.08	267.08
98517PA0010014	Rating Area 8	Tobacco User/Non-Tobacco User	22	267.08	267.08
98517PA0010014	Rating Area 8	Tobacco User/Non-Tobacco User	23	267.08	267.08
98517PA0010014	Rating Area 8	Tobacco User/Non-Tobacco User	24	267.08	267.08
98517PA0010014	Rating Area 8	Tobacco User/Non-Tobacco User	25	268.14	281.54
98517PA0010014	Rating Area 8	Tobacco User/Non-Tobacco User	26	273.48	287.15
98517PA0010014	Rating Area 8	Tobacco User/Non-Tobacco User	27	279.89	293.88
98517PA0010014	Rating Area 8	Tobacco User/Non-Tobacco User	28	290.30	304.82
98517PA0010014	Rating Area 8	Tobacco User/Non-Tobacco User	29	298.85	313.79
98517PA0010014	Rating Area 8	Tobacco User/Non-Tobacco User	30	303.12	318.28
98517PA0010014	Rating Area 8	Tobacco User/Non-Tobacco User	31	309.53	325.01
98517PA0010014	Rating Area 8	Tobacco User/Non-Tobacco User	32	315.94	331.74
98517PA0010014	Rating Area 8	Tobacco User/Non-Tobacco User	33	319.95	335.95
98517PA0010014	Rating Area 8	Tobacco User/Non-Tobacco User	34	324.22	340.43
98517PA0010014	Rating Area 8	Tobacco User/Non-Tobacco User	35	326.36	355.73
98517PA0010014	Rating Area 8	Tobacco User/Non-Tobacco User	36	328.49	358.06
98517PA0010014	Rating Area 8	Tobacco User/Non-Tobacco User	37	330.63	360.39
98517PA0010014	Rating Area 8	Tobacco User/Non-Tobacco User	38	332.77	362.72
98517PA0010014	Rating Area 8	Tobacco User/Non-Tobacco User	39	337.04	367.37
98517PA0010014	Rating Area 8	Tobacco User/Non-Tobacco User	40	341.31	372.03
98517PA0010014	Rating Area 8	Tobacco User/Non-Tobacco User	41	347.72	379.02
98517PA0010014	Rating Area 8	Tobacco User/Non-Tobacco User	42	353.87	385.71
98517PA0010014	Rating Area 8	Tobacco User/Non-Tobacco User	43	362.41	395.03
98517PA0010014	Rating Area 8	Tobacco User/Non-Tobacco User	44	373.10	406.67
98517PA0010014	Rating Area 8	Tobacco User/Non-Tobacco User	45	385.65	420.36
98517PA0010014	Rating Area 8	Tobacco User/Non-Tobacco User	46	400.60	436.66
98517PA0010014	Rating Area 8	Tobacco User/Non-Tobacco User	47	417.43	455.00
98517PA0010014	Rating Area 8	Tobacco User/Non-Tobacco User	48	436.66	475.96
98517PA0010014	Rating Area 8	Tobacco User/Non-Tobacco User	49	455.62	496.63
98517PA0010014	Rating Area 8	Tobacco User/Non-Tobacco User	50	476.98	519.91
98517PA0010014	Rating Area 8	Tobacco User/Non-Tobacco User	51	498.08	542.91
98517PA0010014	Rating Area 8	Tobacco User/Non-Tobacco User	52	521.32	568.24
98517PA0010014	Rating Area 8	Tobacco User/Non-Tobacco User	53	544.82	593.85
98517PA0010014	Rating Area 8	Tobacco User/Non-Tobacco User	54	570.19	621.51
98517PA0010014	Rating Area 8	Tobacco User/Non-Tobacco User	55	595.56	670.01
98517PA0010014	Rating Area 8	Tobacco User/Non-Tobacco User	56	623.07	700.96
98517PA0010014	Rating Area 8	Tobacco User/Non-Tobacco User	57	650.85	732.20
98517PA0010014	Rating Area 8	Tobacco User/Non-Tobacco User	58	680.49	765.55
98517PA0010014	Rating Area 8	Tobacco User/Non-Tobacco User	59	695.18	782.08



98517PA0010014	Rating Area 8	Tobacco User/Non-Tobacco User	60	724.82	815.43
98517PA0010014	Rating Area 8	Tobacco User/Non-Tobacco User	61	750.46	844.27
98517PA0010014	Rating Area 8	Tobacco User/Non-Tobacco User	62	767.29	863.20
98517PA0010014	Rating Area 8	Tobacco User/Non-Tobacco User	63	788.39	886.94
98517PA0010014	Rating Area 8	Tobacco User/Non-Tobacco User	64 and over	801.21	901.36
98517PA0010015	Rating Area 8	Tobacco User/Non-Tobacco User	0-14	273.61	273.61
98517PA0010015	Rating Area 8	Tobacco User/Non-Tobacco User	15	297.93	297.93
98517PA0010015	Rating Area 8	Tobacco User/Non-Tobacco User	16	307.23	307.23
98517PA0010015	Rating Area 8	Tobacco User/Non-Tobacco User	17	316.53	316.53
98517PA0010015	Rating Area 8	Tobacco User/Non-Tobacco User	18	326.55	326.55
98517PA0010015	Rating Area 8	Tobacco User/Non-Tobacco User	19	336.56	336.56
98517PA0010015	Rating Area 8	Tobacco User/Non-Tobacco User	20	346.93	346.93
98517PA0010015	Rating Area 8	Tobacco User/Non-Tobacco User	21	357.67	357.67
98517PA0010015	Rating Area 8	Tobacco User/Non-Tobacco User	22	357.67	357.67
98517PA0010015	Rating Area 8	Tobacco User/Non-Tobacco User	23	357.67	357.67
98517PA0010015	Rating Area 8	Tobacco User/Non-Tobacco User	24	357.67	357.67
98517PA0010015	Rating Area 8	Tobacco User/Non-Tobacco User	25	359.10	377.05
98517PA0010015	Rating Area 8	Tobacco User/Non-Tobacco User	26	366.25	384.56
98517PA0010015	Rating Area 8	Tobacco User/Non-Tobacco User	27	374.83	393.57
98517PA0010015	Rating Area 8	Tobacco User/Non-Tobacco User	28	388.78	408.22
98517PA0010015	Rating Area 8	Tobacco User/Non-Tobacco User	29	400.23	420.24
98517PA0010015	Rating Area 8	Tobacco User/Non-Tobacco User	30	405.95	426.25
98517PA0010015	Rating Area 8	Tobacco User/Non-Tobacco User	31	414.53	435.26
98517PA0010015	Rating Area 8	Tobacco User/Non-Tobacco User	32	423.12	444.27
98517PA0010015	Rating Area 8	Tobacco User/Non-Tobacco User	33	428.48	449.91
98517PA0010015	Rating Area 8	Tobacco User/Non-Tobacco User	34	434.21	455.92
98517PA0010015	Rating Area 8	Tobacco User/Non-Tobacco User	35	437.07	476.40
98517PA0010015	Rating Area 8	Tobacco User/Non-Tobacco User	36	439.93	479.52
98517PA0010015	Rating Area 8	Tobacco User/Non-Tobacco User	37	442.79	482.64
98517PA0010015	Rating Area 8	Tobacco User/Non-Tobacco User	38	445.65	485.76
98517PA0010015	Rating Area 8	Tobacco User/Non-Tobacco User	39	451.37	492.00
98517PA0010015	Rating Area 8	Tobacco User/Non-Tobacco User	40	457.10	498.23
98517PA0010015	Rating Area 8	Tobacco User/Non-Tobacco User	41	465.68	507.59
98517PA0010015	Rating Area 8	Tobacco User/Non-Tobacco User	42	473.91	516.56
98517PA0010015	Rating Area 8	Tobacco User/Non-Tobacco User	43	485.35	529.03
98517PA0010015	Rating Area 8	Tobacco User/Non-Tobacco User	44	499.66	544.63
98517PA0010015	Rating Area 8	Tobacco User/Non-Tobacco User	45	516.47	562.95
98517PA0010015	Rating Area 8	Tobacco User/Non-Tobacco User	46	536.50	584.78
98517PA0010015	Rating Area 8	Tobacco User/Non-Tobacco User	47	559.03	609.34
98517PA0010015	Rating Area 8	Tobacco User/Non-Tobacco User	48	584.78	637.41
98517PA0010015	Rating Area 8	Tobacco User/Non-Tobacco User	49	610.18	665.09
98517PA0010015	Rating Area 8	Tobacco User/Non-Tobacco User	50	638.79	696.28
98517PA0010015	Rating Area 8	Tobacco User/Non-Tobacco User	51	667.04	727.08
98517PA0010015	Rating Area 8	Tobacco User/Non-Tobacco User	52	698.16	761.00
98517PA0010015	Rating Area 8	Tobacco User/Non-Tobacco User	53	729.64	795.30
98517PA0010015	Rating Area 8	Tobacco User/Non-Tobacco User	54	763.61	832.34
98517PA0010015	Rating Area 8	Tobacco User/Non-Tobacco User	55	797.59	897.29
98517PA0010015	Rating Area 8	Tobacco User/Non-Tobacco User	56	834.43	938.74
98517PA0010015	Rating Area 8	Tobacco User/Non-Tobacco User	57	871.63	980.58
98517PA0010015	Rating Area 8	Tobacco User/Non-Tobacco User	58	911.33	1025.25
98517PA0010015	Rating Area 8	Tobacco User/Non-Tobacco User	59	931.00	1047.38
98517PA0010015	Rating Area 8	Tobacco User/Non-Tobacco User	60	970.70	1092.04
98517PA0010015	Rating Area 8	Tobacco User/Non-Tobacco User	61	1005.04	1130.67
98517PA0010015	Rating Area 8	Tobacco User/Non-Tobacco User	62	1027.57	1156.02
98517PA0010015	Rating Area 8	Tobacco User/Non-Tobacco User	63	1055.83	1187.80
98517PA0010015	Rating Area 8	Tobacco User/Non-Tobacco User	64 and over	1072.99	1207.12
98517PA0010017	Rating Area 8	Tobacco User/Non-Tobacco User	0-14	293.52	293.52
98517PA0010017	Rating Area 8	Tobacco User/Non-Tobacco User	15	319.61	319.61
98517PA0010017	Rating Area 8	Tobacco User/Non-Tobacco User	16	329.58	329.58
98517PA0010017	Rating Area 8	Tobacco User/Non-Tobacco User	17	339.56	339.56
98517PA0010017	Rating Area 8	Tobacco User/Non-Tobacco User	18	350.30	350.30
98517PA0010017	Rating Area 8	Tobacco User/Non-Tobacco User	19	361.05	361.05

98517PA0010017	Rating Area 8	Tobacco User/Non-Tobacco User	20	372.17	372.17
98517PA0010017	Rating Area 8	Tobacco User/Non-Tobacco User	21	383.69	383.69
98517PA0010017	Rating Area 8	Tobacco User/Non-Tobacco User	22	383.69	383.69
98517PA0010017	Rating Area 8	Tobacco User/Non-Tobacco User	23	383.69	383.69
98517PA0010017	Rating Area 8	Tobacco User/Non-Tobacco User	24	383.69	383.69
98517PA0010017	Rating Area 8	Tobacco User/Non-Tobacco User	25	385.22	404.48
98517PA0010017	Rating Area 8	Tobacco User/Non-Tobacco User	26	392.89	412.54
98517PA0010017	Rating Area 8	Tobacco User/Non-Tobacco User	27	402.10	422.21
98517PA0010017	Rating Area 8	Tobacco User/Non-Tobacco User	28	417.06	437.92
98517PA0010017	Rating Area 8	Tobacco User/Non-Tobacco User	29	429.34	450.81
98517PA0010017	Rating Area 8	Tobacco User/Non-Tobacco User	30	435.48	457.25
98517PA0010017	Rating Area 8	Tobacco User/Non-Tobacco User	31	444.69	466.92
98517PA0010017	Rating Area 8	Tobacco User/Non-Tobacco User	32	453.90	476.59
98517PA0010017	Rating Area 8	Tobacco User/Non-Tobacco User	33	459.65	482.64
98517PA0010017	Rating Area 8	Tobacco User/Non-Tobacco User	34	465.79	489.08
98517PA0010017	Rating Area 8	Tobacco User/Non-Tobacco User	35	468.86	511.06
98517PA0010017	Rating Area 8	Tobacco User/Non-Tobacco User	36	471.93	514.40
98517PA0010017	Rating Area 8	Tobacco User/Non-Tobacco User	37	475.00	517.75
98517PA0010017	Rating Area 8	Tobacco User/Non-Tobacco User	38	478.07	521.10
98517PA0010017	Rating Area 8	Tobacco User/Non-Tobacco User	39	484.21	527.79
98517PA0010017	Rating Area 8	Tobacco User/Non-Tobacco User	40	490.35	534.48
98517PA0010017	Rating Area 8	Tobacco User/Non-Tobacco User	41	499.56	544.52
98517PA0010017	Rating Area 8	Tobacco User/Non-Tobacco User	42	508.38	554.13
98517PA0010017	Rating Area 8	Tobacco User/Non-Tobacco User	43	520.66	567.52
98517PA0010017	Rating Area 8	Tobacco User/Non-Tobacco User	44	536.01	584.25
98517PA0010017	Rating Area 8	Tobacco User/Non-Tobacco User	45	554.04	603.90
98517PA0010017	Rating Area 8	Tobacco User/Non-Tobacco User	46	575.52	627.32
98517PA0010017	Rating Area 8	Tobacco User/Non-Tobacco User	47	599.70	653.67
98517PA0010017	Rating Area 8	Tobacco User/Non-Tobacco User	48	627.32	683.78
98517PA0010017	Rating Area 8	Tobacco User/Non-Tobacco User	49	654.56	713.47
98517PA0010017	Rating Area 8	Tobacco User/Non-Tobacco User	50	685.26	746.93
98517PA0010017	Rating Area 8	Tobacco User/Non-Tobacco User	51	715.57	779.97
98517PA0010017	Rating Area 8	Tobacco User/Non-Tobacco User	52	748.95	816.36
98517PA0010017	Rating Area 8	Tobacco User/Non-Tobacco User	53	782.71	853.16
98517PA0010017	Rating Area 8	Tobacco User/Non-Tobacco User	54	819.16	892.89
98517PA0010017	Rating Area 8	Tobacco User/Non-Tobacco User	55	855.61	962.57
98517PA0010017	Rating Area 8	Tobacco User/Non-Tobacco User	56	895.13	1007.02
98517PA0010017	Rating Area 8	Tobacco User/Non-Tobacco User	57	935.04	1051.92
98517PA0010017	Rating Area 8	Tobacco User/Non-Tobacco User	58	977.62	1099.83
98517PA0010017	Rating Area 8	Tobacco User/Non-Tobacco User	59	998.73	1123.57
98517PA0010017	Rating Area 8	Tobacco User/Non-Tobacco User	60	1041.32	1171.48
98517PA0010017	Rating Area 8	Tobacco User/Non-Tobacco User	61	1078.15	1212.92
98517PA0010017	Rating Area 8	Tobacco User/Non-Tobacco User	62	1102.32	1240.11
98517PA0010017	Rating Area 8	Tobacco User/Non-Tobacco User	63	1132.63	1274.21
98517PA0010017	Rating Area 8	Tobacco User/Non-Tobacco User	64 and over	1151.05	1294.93
98517PA0010018	Rating Area 8	Tobacco User/Non-Tobacco User	0-14	211.56	211.56
98517PA0010018	Rating Area 8	Tobacco User/Non-Tobacco User	15	230.36	230.36
98517PA0010018	Rating Area 8	Tobacco User/Non-Tobacco User	16	237.55	237.55
98517PA0010018	Rating Area 8	Tobacco User/Non-Tobacco User	17	244.74	244.74
98517PA0010018	Rating Area 8	Tobacco User/Non-Tobacco User	18	252.49	252.49
98517PA0010018	Rating Area 8	Tobacco User/Non-Tobacco User	19	260.23	260.23
98517PA0010018	Rating Area 8	Tobacco User/Non-Tobacco User	20	268.25	268.25
98517PA0010018	Rating Area 8	Tobacco User/Non-Tobacco User	21	276.55	276.55
98517PA0010018	Rating Area 8	Tobacco User/Non-Tobacco User	22	276.55	276.55
98517PA0010018	Rating Area 8	Tobacco User/Non-Tobacco User	23	276.55	276.55
98517PA0010018	Rating Area 8	Tobacco User/Non-Tobacco User	24	276.55	276.55
98517PA0010018	Rating Area 8	Tobacco User/Non-Tobacco User	25	277.65	291.53
98517PA0010018	Rating Area 8	Tobacco User/Non-Tobacco User	26	283.18	297.34
98517PA0010018	Rating Area 8	Tobacco User/Non-Tobacco User	27	289.82	304.31
98517PA0010018	Rating Area 8	Tobacco User/Non-Tobacco User	28	300.60	315.63
98517PA0010018	Rating Area 8	Tobacco User/Non-Tobacco User	29	309.45	324.93
98517PA0010018	Rating Area 8	Tobacco User/Non-Tobacco User	30	313.88	329.57

98517PA0010018	Rating Area 8	Tobacco User/Non-Tobacco User	31	320.52	336.54
98517PA0010018	Rating Area 8	Tobacco User/Non-Tobacco User	32	327.15	343.51
98517PA0010018	Rating Area 8	Tobacco User/Non-Tobacco User	33	331.30	347.87
98517PA0010018	Rating Area 8	Tobacco User/Non-Tobacco User	34	335.73	352.51
98517PA0010018	Rating Area 8	Tobacco User/Non-Tobacco User	35	337.94	368.35
98517PA0010018	Rating Area 8	Tobacco User/Non-Tobacco User	36	340.15	370.76
98517PA0010018	Rating Area 8	Tobacco User/Non-Tobacco User	37	342.36	373.18
98517PA0010018	Rating Area 8	Tobacco User/Non-Tobacco User	38	344.57	375.59
98517PA0010018	Rating Area 8	Tobacco User/Non-Tobacco User	39	349.00	380.41
98517PA0010018	Rating Area 8	Tobacco User/Non-Tobacco User	40	353.42	385.23
98517PA0010018	Rating Area 8	Tobacco User/Non-Tobacco User	41	360.06	392.47
98517PA0010018	Rating Area 8	Tobacco User/Non-Tobacco User	42	366.42	399.40
98517PA0010018	Rating Area 8	Tobacco User/Non-Tobacco User	43	375.27	409.05
98517PA0010018	Rating Area 8	Tobacco User/Non-Tobacco User	44	386.33	421.10
98517PA0010018	Rating Area 8	Tobacco User/Non-Tobacco User	45	399.33	435.27
98517PA0010018	Rating Area 8	Tobacco User/Non-Tobacco User	46	414.82	452.15
98517PA0010018	Rating Area 8	Tobacco User/Non-Tobacco User	47	432.24	471.14
98517PA0010018	Rating Area 8	Tobacco User/Non-Tobacco User	48	452.15	492.84
98517PA0010018	Rating Area 8	Tobacco User/Non-Tobacco User	49	471.79	514.25
98517PA0010018	Rating Area 8	Tobacco User/Non-Tobacco User	50	493.91	538.36
98517PA0010018	Rating Area 8	Tobacco User/Non-Tobacco User	51	515.76	562.17
98517PA0010018	Rating Area 8	Tobacco User/Non-Tobacco User	52	539.82	588.40
98517PA0010018	Rating Area 8	Tobacco User/Non-Tobacco User	53	564.15	614.93
98517PA0010018	Rating Area 8	Tobacco User/Non-Tobacco User	54	590.42	643.56
98517PA0010018	Rating Area 8	Tobacco User/Non-Tobacco User	55	616.69	693.78
98517PA0010018	Rating Area 8	Tobacco User/Non-Tobacco User	56	645.18	725.83
98517PA0010018	Rating Area 8	Tobacco User/Non-Tobacco User	57	673.94	758.18
98517PA0010018	Rating Area 8	Tobacco User/Non-Tobacco User	58	704.64	792.72
98517PA0010018	Rating Area 8	Tobacco User/Non-Tobacco User	59	719.85	809.83
98517PA0010018	Rating Area 8	Tobacco User/Non-Tobacco User	60	750.54	844.36
98517PA0010018	Rating Area 8	Tobacco User/Non-Tobacco User	61	777.09	874.23
98517PA0010018	Rating Area 8	Tobacco User/Non-Tobacco User	62	794.51	893.83
98517PA0010018	Rating Area 8	Tobacco User/Non-Tobacco User	63	816.36	918.41
98517PA0010018	Rating Area 8	Tobacco User/Non-Tobacco User	64 and over	829.63	933.34
98517PA0010019	Rating Area 8	Tobacco User/Non-Tobacco User	0-14	243.98	243.98
98517PA0010019	Rating Area 8	Tobacco User/Non-Tobacco User	15	265.67	265.67
98517PA0010019	Rating Area 8	Tobacco User/Non-Tobacco User	16	273.96	273.96
98517PA0010019	Rating Area 8	Tobacco User/Non-Tobacco User	17	282.25	282.25
98517PA0010019	Rating Area 8	Tobacco User/Non-Tobacco User	18	291.18	291.18
98517PA0010019	Rating Area 8	Tobacco User/Non-Tobacco User	19	300.11	300.11
98517PA0010019	Rating Area 8	Tobacco User/Non-Tobacco User	20	309.36	309.36
98517PA0010019	Rating Area 8	Tobacco User/Non-Tobacco User	21	318.94	318.94
98517PA0010019	Rating Area 8	Tobacco User/Non-Tobacco User	22	318.94	318.94
98517PA0010019	Rating Area 8	Tobacco User/Non-Tobacco User	23	318.94	318.94
98517PA0010019	Rating Area 8	Tobacco User/Non-Tobacco User	24	318.94	318.94
98517PA0010019	Rating Area 8	Tobacco User/Non-Tobacco User	25	320.21	336.22
98517PA0010019	Rating Area 8	Tobacco User/Non-Tobacco User	26	326.59	342.92
98517PA0010019	Rating Area 8	Tobacco User/Non-Tobacco User	27	334.24	350.95
98517PA0010019	Rating Area 8	Tobacco User/Non-Tobacco User	28	346.68	364.01
98517PA0010019	Rating Area 8	Tobacco User/Non-Tobacco User	29	356.88	374.73
98517PA0010019	Rating Area 8	Tobacco User/Non-Tobacco User	30	361.99	380.09
98517PA0010019	Rating Area 8	Tobacco User/Non-Tobacco User	31	369.64	388.12
98517PA0010019	Rating Area 8	Tobacco User/Non-Tobacco User	32	377.30	396.16
98517PA0010019	Rating Area 8	Tobacco User/Non-Tobacco User	33	382.08	401.18
98517PA0010019	Rating Area 8	Tobacco User/Non-Tobacco User	34	387.18	406.54
98517PA0010019	Rating Area 8	Tobacco User/Non-Tobacco User	35	389.73	424.81
98517PA0010019	Rating Area 8	Tobacco User/Non-Tobacco User	36	392.29	427.59
98517PA0010019	Rating Area 8	Tobacco User/Non-Tobacco User	37	394.84	430.37
98517PA0010019	Rating Area 8	Tobacco User/Non-Tobacco User	38	397.39	433.15
98517PA0010019	Rating Area 8	Tobacco User/Non-Tobacco User	39	402.49	438.72
98517PA0010019	Rating Area 8	Tobacco User/Non-Tobacco User	40	407.59	444.28
98517PA0010019	Rating Area 8	Tobacco User/Non-Tobacco User	41	415.25	452.62

98517PA0010019	Rating Area 8	Tobacco User/Non-Tobacco User	42	422.58	460.62
98517PA0010019	Rating Area 8	Tobacco User/Non-Tobacco User	43	432.79	471.74
98517PA0010019	Rating Area 8	Tobacco User/Non-Tobacco User	44	445.55	485.65
98517PA0010019	Rating Area 8	Tobacco User/Non-Tobacco User	45	460.54	501.99
98517PA0010019	Rating Area 8	Tobacco User/Non-Tobacco User	46	478.40	521.45
98517PA0010019	Rating Area 8	Tobacco User/Non-Tobacco User	47	498.49	543.35
98517PA0010019	Rating Area 8	Tobacco User/Non-Tobacco User	48	521.45	568.38
98517PA0010019	Rating Area 8	Tobacco User/Non-Tobacco User	49	544.10	593.07
98517PA0010019	Rating Area 8	Tobacco User/Non-Tobacco User	50	569.61	620.88
98517PA0010019	Rating Area 8	Tobacco User/Non-Tobacco User	51	594.81	648.34
98517PA0010019	Rating Area 8	Tobacco User/Non-Tobacco User	52	622.55	678.58
98517PA0010019	Rating Area 8	Tobacco User/Non-Tobacco User	53	650.62	709.18
98517PA0010019	Rating Area 8	Tobacco User/Non-Tobacco User	54	680.92	742.20
98517PA0010019	Rating Area 8	Tobacco User/Non-Tobacco User	55	711.22	800.12
98517PA0010019	Rating Area 8	Tobacco User/Non-Tobacco User	56	744.07	837.08
98517PA0010019	Rating Area 8	Tobacco User/Non-Tobacco User	57	777.24	874.39
98517PA0010019	Rating Area 8	Tobacco User/Non-Tobacco User	58	812.64	914.22
98517PA0010019	Rating Area 8	Tobacco User/Non-Tobacco User	59	830.18	933.95
98517PA0010019	Rating Area 8	Tobacco User/Non-Tobacco User	60	865.58	973.78
98517PA0010019	Rating Area 8	Tobacco User/Non-Tobacco User	61	896.20	1008.22
98517PA0010019	Rating Area 8	Tobacco User/Non-Tobacco User	62	916.29	1030.83
98517PA0010019	Rating Area 8	Tobacco User/Non-Tobacco User	63	941.49	1059.17
98517PA0010019	Rating Area 8	Tobacco User/Non-Tobacco User	64 and over	956.79	1076.39
98517PA0010021	Rating Area 8	Tobacco User/Non-Tobacco User	0-14	203.72	203.72
98517PA0010021	Rating Area 8	Tobacco User/Non-Tobacco User	15	221.83	221.83
98517PA0010021	Rating Area 8	Tobacco User/Non-Tobacco User	16	228.76	228.76
98517PA0010021	Rating Area 8	Tobacco User/Non-Tobacco User	17	235.68	235.68
98517PA0010021	Rating Area 8	Tobacco User/Non-Tobacco User	18	243.14	243.14
98517PA0010021	Rating Area 8	Tobacco User/Non-Tobacco User	19	250.59	250.59
98517PA0010021	Rating Area 8	Tobacco User/Non-Tobacco User	20	258.32	258.32
98517PA0010021	Rating Area 8	Tobacco User/Non-Tobacco User	21	266.31	266.31
98517PA0010021	Rating Area 8	Tobacco User/Non-Tobacco User	22	266.31	266.31
98517PA0010021	Rating Area 8	Tobacco User/Non-Tobacco User	23	266.31	266.31
98517PA0010021	Rating Area 8	Tobacco User/Non-Tobacco User	24	266.31	266.31
98517PA0010021	Rating Area 8	Tobacco User/Non-Tobacco User	25	267.37	280.74
98517PA0010021	Rating Area 8	Tobacco User/Non-Tobacco User	26	272.70	286.33
98517PA0010021	Rating Area 8	Tobacco User/Non-Tobacco User	27	279.09	293.04
98517PA0010021	Rating Area 8	Tobacco User/Non-Tobacco User	28	289.47	303.95
98517PA0010021	Rating Area 8	Tobacco User/Non-Tobacco User	29	297.99	312.89
98517PA0010021	Rating Area 8	Tobacco User/Non-Tobacco User	30	302.26	317.37
98517PA0010021	Rating Area 8	Tobacco User/Non-Tobacco User	31	308.65	324.08
98517PA0010021	Rating Area 8	Tobacco User/Non-Tobacco User	32	315.04	330.79
98517PA0010021	Rating Area 8	Tobacco User/Non-Tobacco User	33	319.03	334.98
98517PA0010021	Rating Area 8	Tobacco User/Non-Tobacco User	34	323.29	339.46
98517PA0010021	Rating Area 8	Tobacco User/Non-Tobacco User	35	325.42	354.71
98517PA0010021	Rating Area 8	Tobacco User/Non-Tobacco User	36	327.55	357.03
98517PA0010021	Rating Area 8	Tobacco User/Non-Tobacco User	37	329.69	359.36
98517PA0010021	Rating Area 8	Tobacco User/Non-Tobacco User	38	331.82	361.68
98517PA0010021	Rating Area 8	Tobacco User/Non-Tobacco User	39	336.08	366.32
98517PA0010021	Rating Area 8	Tobacco User/Non-Tobacco User	40	340.34	370.97
98517PA0010021	Rating Area 8	Tobacco User/Non-Tobacco User	41	346.73	377.93
98517PA0010021	Rating Area 8	Tobacco User/Non-Tobacco User	42	352.85	384.61
98517PA0010021	Rating Area 8	Tobacco User/Non-Tobacco User	43	361.38	393.90
98517PA0010021	Rating Area 8	Tobacco User/Non-Tobacco User	44	372.03	405.51
98517PA0010021	Rating Area 8	Tobacco User/Non-Tobacco User	45	384.54	419.15
98517PA0010021	Rating Area 8	Tobacco User/Non-Tobacco User	46	399.46	435.41
98517PA0010021	Rating Area 8	Tobacco User/Non-Tobacco User	47	416.23	453.70
98517PA0010021	Rating Area 8	Tobacco User/Non-Tobacco User	48	435.41	474.59
98517PA0010021	Rating Area 8	Tobacco User/Non-Tobacco User	49	454.32	495.20
98517PA0010021	Rating Area 8	Tobacco User/Non-Tobacco User	50	475.62	518.43
98517PA0010021	Rating Area 8	Tobacco User/Non-Tobacco User	51	496.66	541.36
98517PA0010021	Rating Area 8	Tobacco User/Non-Tobacco User	52	519.83	566.61

98517PA0010021	Rating Area 8	Tobacco User/Non-Tobacco User	53	543.26	592.16
98517PA0010021	Rating Area 8	Tobacco User/Non-Tobacco User	54	568.56	619.73
98517PA0010021	Rating Area 8	Tobacco User/Non-Tobacco User	55	593.86	668.09
98517PA0010021	Rating Area 8	Tobacco User/Non-Tobacco User	56	621.29	698.95
98517PA0010021	Rating Area 8	Tobacco User/Non-Tobacco User	57	648.98	730.11
98517PA0010021	Rating Area 8	Tobacco User/Non-Tobacco User	58	678.54	763.36
98517PA0010021	Rating Area 8	Tobacco User/Non-Tobacco User	59	693.19	779.84
98517PA0010021	Rating Area 8	Tobacco User/Non-Tobacco User	60	722.75	813.09
98517PA0010021	Rating Area 8	Tobacco User/Non-Tobacco User	61	748.32	841.86
98517PA0010021	Rating Area 8	Tobacco User/Non-Tobacco User	62	765.09	860.73
98517PA0010021	Rating Area 8	Tobacco User/Non-Tobacco User	63	786.13	884.40
98517PA0010021	Rating Area 8	Tobacco User/Non-Tobacco User	64 and over	798.91	898.78
98517PA0010022	Rating Area 8	Tobacco User/Non-Tobacco User	0-14	219.39	219.39
98517PA0010022	Rating Area 8	Tobacco User/Non-Tobacco User	15	238.89	238.89
98517PA0010022	Rating Area 8	Tobacco User/Non-Tobacco User	16	246.34	246.34
98517PA0010022	Rating Area 8	Tobacco User/Non-Tobacco User	17	253.80	253.80
98517PA0010022	Rating Area 8	Tobacco User/Non-Tobacco User	18	261.83	261.83
98517PA0010022	Rating Area 8	Tobacco User/Non-Tobacco User	19	269.86	269.86
98517PA0010022	Rating Area 8	Tobacco User/Non-Tobacco User	20	278.17	278.17
98517PA0010022	Rating Area 8	Tobacco User/Non-Tobacco User	21	286.79	286.79
98517PA0010022	Rating Area 8	Tobacco User/Non-Tobacco User	22	286.79	286.79
98517PA0010022	Rating Area 8	Tobacco User/Non-Tobacco User	23	286.79	286.79
98517PA0010022	Rating Area 8	Tobacco User/Non-Tobacco User	24	286.79	286.79
98517PA0010022	Rating Area 8	Tobacco User/Non-Tobacco User	25	287.93	302.32
98517PA0010022	Rating Area 8	Tobacco User/Non-Tobacco User	26	293.66	308.34
98517PA0010022	Rating Area 8	Tobacco User/Non-Tobacco User	27	300.54	315.57
98517PA0010022	Rating Area 8	Tobacco User/Non-Tobacco User	28	311.73	327.31
98517PA0010022	Rating Area 8	Tobacco User/Non-Tobacco User	29	320.90	336.95
98517PA0010022	Rating Area 8	Tobacco User/Non-Tobacco User	30	325.49	341.77
98517PA0010022	Rating Area 8	Tobacco User/Non-Tobacco User	31	332.38	348.99
98517PA0010022	Rating Area 8	Tobacco User/Non-Tobacco User	32	339.26	356.22
98517PA0010022	Rating Area 8	Tobacco User/Non-Tobacco User	33	343.56	360.74
98517PA0010022	Rating Area 8	Tobacco User/Non-Tobacco User	34	348.15	365.56
98517PA0010022	Rating Area 8	Tobacco User/Non-Tobacco User	35	350.44	381.98
98517PA0010022	Rating Area 8	Tobacco User/Non-Tobacco User	36	352.74	384.48
98517PA0010022	Rating Area 8	Tobacco User/Non-Tobacco User	37	355.03	386.98
98517PA0010022	Rating Area 8	Tobacco User/Non-Tobacco User	38	357.33	389.48
98517PA0010022	Rating Area 8	Tobacco User/Non-Tobacco User	39	361.91	394.49
98517PA0010022	Rating Area 8	Tobacco User/Non-Tobacco User	40	366.50	399.49
98517PA0010022	Rating Area 8	Tobacco User/Non-Tobacco User	41	373.38	406.99
98517PA0010022	Rating Area 8	Tobacco User/Non-Tobacco User	42	379.98	414.18
98517PA0010022	Rating Area 8	Tobacco User/Non-Tobacco User	43	389.16	424.18
98517PA0010022	Rating Area 8	Tobacco User/Non-Tobacco User	44	400.63	436.69
98517PA0010022	Rating Area 8	Tobacco User/Non-Tobacco User	45	414.11	451.38
98517PA0010022	Rating Area 8	Tobacco User/Non-Tobacco User	46	430.17	468.88
98517PA0010022	Rating Area 8	Tobacco User/Non-Tobacco User	47	448.23	488.58
98517PA0010022	Rating Area 8	Tobacco User/Non-Tobacco User	48	468.88	511.08
98517PA0010022	Rating Area 8	Tobacco User/Non-Tobacco User	49	489.24	533.28
98517PA0010022	Rating Area 8	Tobacco User/Non-Tobacco User	50	512.19	558.28
98517PA0010022	Rating Area 8	Tobacco User/Non-Tobacco User	51	534.84	582.98
98517PA0010022	Rating Area 8	Tobacco User/Non-Tobacco User	52	559.79	610.17
98517PA0010022	Rating Area 8	Tobacco User/Non-Tobacco User	53	585.03	637.68
98517PA0010022	Rating Area 8	Tobacco User/Non-Tobacco User	54	612.27	667.38
98517PA0010022	Rating Area 8	Tobacco User/Non-Tobacco User	55	639.51	719.45
98517PA0010022	Rating Area 8	Tobacco User/Non-Tobacco User	56	669.05	752.68
98517PA0010022	Rating Area 8	Tobacco User/Non-Tobacco User	57	698.88	786.24
98517PA0010022	Rating Area 8	Tobacco User/Non-Tobacco User	58	730.71	822.05
98517PA0010022	Rating Area 8	Tobacco User/Non-Tobacco User	59	746.48	839.79
98517PA0010022	Rating Area 8	Tobacco User/Non-Tobacco User	60	778.32	875.60
98517PA0010022	Rating Area 8	Tobacco User/Non-Tobacco User	61	805.85	906.58
98517PA0010022	Rating Area 8	Tobacco User/Non-Tobacco User	62	823.91	926.90
98517PA0010022	Rating Area 8	Tobacco User/Non-Tobacco User	63	846.57	952.39

98517PA0010022	Rating Area 8	Tobacco User/Non-Tobacco User	64 and over	860.33	967.88
98517PA0010023	Rating Area 8	Tobacco User/Non-Tobacco User	0-14	221.98	221.98
98517PA0010023	Rating Area 8	Tobacco User/Non-Tobacco User	15	241.71	241.71
98517PA0010023	Rating Area 8	Tobacco User/Non-Tobacco User	16	249.25	249.25
98517PA0010023	Rating Area 8	Tobacco User/Non-Tobacco User	17	256.80	256.80
98517PA0010023	Rating Area 8	Tobacco User/Non-Tobacco User	18	264.92	264.92
98517PA0010023	Rating Area 8	Tobacco User/Non-Tobacco User	19	273.05	273.05
98517PA0010023	Rating Area 8	Tobacco User/Non-Tobacco User	20	281.46	281.46
98517PA0010023	Rating Area 8	Tobacco User/Non-Tobacco User	21	290.18	290.18
98517PA0010023	Rating Area 8	Tobacco User/Non-Tobacco User	22	290.18	290.18
98517PA0010023	Rating Area 8	Tobacco User/Non-Tobacco User	23	290.18	290.18
98517PA0010023	Rating Area 8	Tobacco User/Non-Tobacco User	24	290.18	290.18
98517PA0010023	Rating Area 8	Tobacco User/Non-Tobacco User	25	291.33	305.89
98517PA0010023	Rating Area 8	Tobacco User/Non-Tobacco User	26	297.13	311.99
98517PA0010023	Rating Area 8	Tobacco User/Non-Tobacco User	27	304.09	319.30
98517PA0010023	Rating Area 8	Tobacco User/Non-Tobacco User	28	315.41	331.18
98517PA0010023	Rating Area 8	Tobacco User/Non-Tobacco User	29	324.70	340.93
98517PA0010023	Rating Area 8	Tobacco User/Non-Tobacco User	30	329.34	345.80
98517PA0010023	Rating Area 8	Tobacco User/Non-Tobacco User	31	336.30	353.12
98517PA0010023	Rating Area 8	Tobacco User/Non-Tobacco User	32	343.27	360.43
98517PA0010023	Rating Area 8	Tobacco User/Non-Tobacco User	33	347.62	365.00
98517PA0010023	Rating Area 8	Tobacco User/Non-Tobacco User	34	352.26	369.87
98517PA0010023	Rating Area 8	Tobacco User/Non-Tobacco User	35	354.58	386.49
98517PA0010023	Rating Area 8	Tobacco User/Non-Tobacco User	36	356.90	389.02
98517PA0010023	Rating Area 8	Tobacco User/Non-Tobacco User	37	359.22	391.56
98517PA0010023	Rating Area 8	Tobacco User/Non-Tobacco User	38	361.55	394.09
98517PA0010023	Rating Area 8	Tobacco User/Non-Tobacco User	39	366.19	399.15
98517PA0010023	Rating Area 8	Tobacco User/Non-Tobacco User	40	370.83	404.21
98517PA0010023	Rating Area 8	Tobacco User/Non-Tobacco User	41	377.80	411.80
98517PA0010023	Rating Area 8	Tobacco User/Non-Tobacco User	42	384.47	419.07
98517PA0010023	Rating Area 8	Tobacco User/Non-Tobacco User	43	393.75	429.19
98517PA0010023	Rating Area 8	Tobacco User/Non-Tobacco User	44	405.36	441.84
98517PA0010023	Rating Area 8	Tobacco User/Non-Tobacco User	45	419.00	456.71
98517PA0010023	Rating Area 8	Tobacco User/Non-Tobacco User	46	435.25	474.42
98517PA0010023	Rating Area 8	Tobacco User/Non-Tobacco User	47	453.53	494.35
98517PA0010023	Rating Area 8	Tobacco User/Non-Tobacco User	48	474.42	517.12
98517PA0010023	Rating Area 8	Tobacco User/Non-Tobacco User	49	495.02	539.57
98517PA0010023	Rating Area 8	Tobacco User/Non-Tobacco User	50	518.24	564.88
98517PA0010023	Rating Area 8	Tobacco User/Non-Tobacco User	51	541.16	589.86
98517PA0010023	Rating Area 8	Tobacco User/Non-Tobacco User	52	566.40	617.38
98517PA0010023	Rating Area 8	Tobacco User/Non-Tobacco User	53	591.94	645.21
98517PA0010023	Rating Area 8	Tobacco User/Non-Tobacco User	54	619.50	675.26
98517PA0010023	Rating Area 8	Tobacco User/Non-Tobacco User	55	647.07	727.95
98517PA0010023	Rating Area 8	Tobacco User/Non-Tobacco User	56	676.96	761.58
98517PA0010023	Rating Area 8	Tobacco User/Non-Tobacco User	57	707.13	795.52
98517PA0010023	Rating Area 8	Tobacco User/Non-Tobacco User	58	739.34	831.76
98517PA0010023	Rating Area 8	Tobacco User/Non-Tobacco User	59	755.30	849.71
98517PA0010023	Rating Area 8	Tobacco User/Non-Tobacco User	60	787.51	885.95
98517PA0010023	Rating Area 8	Tobacco User/Non-Tobacco User	61	815.36	917.29
98517PA0010023	Rating Area 8	Tobacco User/Non-Tobacco User	62	833.65	937.85
98517PA0010023	Rating Area 8	Tobacco User/Non-Tobacco User	63	856.57	963.64
98517PA0010023	Rating Area 8	Tobacco User/Non-Tobacco User	64 and over	870.50	979.31
98517PA0010024	Rating Area 8	Tobacco User/Non-Tobacco User	0-14	206.07	206.07
98517PA0010024	Rating Area 8	Tobacco User/Non-Tobacco User	15	224.39	224.39
98517PA0010024	Rating Area 8	Tobacco User/Non-Tobacco User	16	231.40	231.40
98517PA0010024	Rating Area 8	Tobacco User/Non-Tobacco User	17	238.40	238.40
98517PA0010024	Rating Area 8	Tobacco User/Non-Tobacco User	18	245.94	245.94
98517PA0010024	Rating Area 8	Tobacco User/Non-Tobacco User	19	253.49	253.49
98517PA0010024	Rating Area 8	Tobacco User/Non-Tobacco User	20	261.30	261.30
98517PA0010024	Rating Area 8	Tobacco User/Non-Tobacco User	21	269.39	269.39
98517PA0010024	Rating Area 8	Tobacco User/Non-Tobacco User	22	269.39	269.39
98517PA0010024	Rating Area 8	Tobacco User/Non-Tobacco User	23	269.39	269.39

98517PA0010024	Rating Area 8	Tobacco User/Non-Tobacco User	24	269.39	269.39
98517PA0010024	Rating Area 8	Tobacco User/Non-Tobacco User	25	270.46	283.98
98517PA0010024	Rating Area 8	Tobacco User/Non-Tobacco User	26	275.84	289.64
98517PA0010024	Rating Area 8	Tobacco User/Non-Tobacco User	27	282.31	296.42
98517PA0010024	Rating Area 8	Tobacco User/Non-Tobacco User	28	292.81	307.46
98517PA0010024	Rating Area 8	Tobacco User/Non-Tobacco User	29	301.43	316.51
98517PA0010024	Rating Area 8	Tobacco User/Non-Tobacco User	30	305.74	321.03
98517PA0010024	Rating Area 8	Tobacco User/Non-Tobacco User	31	312.21	327.82
98517PA0010024	Rating Area 8	Tobacco User/Non-Tobacco User	32	318.67	334.61
98517PA0010024	Rating Area 8	Tobacco User/Non-Tobacco User	33	322.72	338.85
98517PA0010024	Rating Area 8	Tobacco User/Non-Tobacco User	34	327.03	343.38
98517PA0010024	Rating Area 8	Tobacco User/Non-Tobacco User	35	329.18	358.81
98517PA0010024	Rating Area 8	Tobacco User/Non-Tobacco User	36	331.34	361.16
98517PA0010024	Rating Area 8	Tobacco User/Non-Tobacco User	37	333.49	363.50
98517PA0010024	Rating Area 8	Tobacco User/Non-Tobacco User	38	335.65	365.85
98517PA0010024	Rating Area 8	Tobacco User/Non-Tobacco User	39	339.96	370.55
98517PA0010024	Rating Area 8	Tobacco User/Non-Tobacco User	40	344.27	375.25
98517PA0010024	Rating Area 8	Tobacco User/Non-Tobacco User	41	350.73	382.30
98517PA0010024	Rating Area 8	Tobacco User/Non-Tobacco User	42	356.93	389.05
98517PA0010024	Rating Area 8	Tobacco User/Non-Tobacco User	43	365.55	398.45
98517PA0010024	Rating Area 8	Tobacco User/Non-Tobacco User	44	376.32	410.19
98517PA0010024	Rating Area 8	Tobacco User/Non-Tobacco User	45	388.98	423.99
98517PA0010024	Rating Area 8	Tobacco User/Non-Tobacco User	46	404.07	440.43
98517PA0010024	Rating Area 8	Tobacco User/Non-Tobacco User	47	421.04	458.93
98517PA0010024	Rating Area 8	Tobacco User/Non-Tobacco User	48	440.43	480.07
98517PA0010024	Rating Area 8	Tobacco User/Non-Tobacco User	49	459.56	500.92
98517PA0010024	Rating Area 8	Tobacco User/Non-Tobacco User	50	481.11	524.41
98517PA0010024	Rating Area 8	Tobacco User/Non-Tobacco User	51	502.39	547.61
98517PA0010024	Rating Area 8	Tobacco User/Non-Tobacco User	52	525.83	573.15
98517PA0010024	Rating Area 8	Tobacco User/Non-Tobacco User	53	549.53	598.99
98517PA0010024	Rating Area 8	Tobacco User/Non-Tobacco User	54	575.12	626.88
98517PA0010024	Rating Area 8	Tobacco User/Non-Tobacco User	55	600.71	675.80
98517PA0010024	Rating Area 8	Tobacco User/Non-Tobacco User	56	628.46	707.02
98517PA0010024	Rating Area 8	Tobacco User/Non-Tobacco User	57	656.48	738.53
98517PA0010024	Rating Area 8	Tobacco User/Non-Tobacco User	58	686.38	772.17
98517PA0010024	Rating Area 8	Tobacco User/Non-Tobacco User	59	701.19	788.84
98517PA0010024	Rating Area 8	Tobacco User/Non-Tobacco User	60	731.09	822.48
98517PA0010024	Rating Area 8	Tobacco User/Non-Tobacco User	61	756.95	851.57
98517PA0010024	Rating Area 8	Tobacco User/Non-Tobacco User	62	773.92	870.66
98517PA0010024	Rating Area 8	Tobacco User/Non-Tobacco User	63	795.21	894.61
98517PA0010024	Rating Area 8	Tobacco User/Non-Tobacco User	64 and over	808.14	909.15
98517PA0010025	Rating Area 8	Tobacco User/Non-Tobacco User	0-14	269.91	269.91
98517PA0010025	Rating Area 8	Tobacco User/Non-Tobacco User	15	293.91	293.91
98517PA0010025	Rating Area 8	Tobacco User/Non-Tobacco User	16	303.08	303.08
98517PA0010025	Rating Area 8	Tobacco User/Non-Tobacco User	17	312.25	312.25
98517PA0010025	Rating Area 8	Tobacco User/Non-Tobacco User	18	322.13	322.13
98517PA0010025	Rating Area 8	Tobacco User/Non-Tobacco User	19	332.01	332.01
98517PA0010025	Rating Area 8	Tobacco User/Non-Tobacco User	20	342.24	342.24
98517PA0010025	Rating Area 8	Tobacco User/Non-Tobacco User	21	352.84	352.84
98517PA0010025	Rating Area 8	Tobacco User/Non-Tobacco User	22	352.84	352.84
98517PA0010025	Rating Area 8	Tobacco User/Non-Tobacco User	23	352.84	352.84
98517PA0010025	Rating Area 8	Tobacco User/Non-Tobacco User	24	352.84	352.84
98517PA0010025	Rating Area 8	Tobacco User/Non-Tobacco User	25	354.24	371.95
98517PA0010025	Rating Area 8	Tobacco User/Non-Tobacco User	26	361.30	379.36
98517PA0010025	Rating Area 8	Tobacco User/Non-Tobacco User	27	369.76	388.25
98517PA0010025	Rating Area 8	Tobacco User/Non-Tobacco User	28	383.52	402.70
98517PA0010025	Rating Area 8	Tobacco User/Non-Tobacco User	29	394.81	414.55
98517PA0010025	Rating Area 8	Tobacco User/Non-Tobacco User	30	400.46	420.48
98517PA0010025	Rating Area 8	Tobacco User/Non-Tobacco User	31	408.93	429.37
98517PA0010025	Rating Area 8	Tobacco User/Non-Tobacco User	32	417.39	438.26
98517PA0010025	Rating Area 8	Tobacco User/Non-Tobacco User	33	422.69	443.82
98517PA0010025	Rating Area 8	Tobacco User/Non-Tobacco User	34	428.33	449.75

98517PA0010025	Rating Area 8	Tobacco User/Non-Tobacco User	35	431.15	469.96
98517PA0010025	Rating Area 8	Tobacco User/Non-Tobacco User	36	433.98	473.04
98517PA0010025	Rating Area 8	Tobacco User/Non-Tobacco User	37	436.80	476.11
98517PA0010025	Rating Area 8	Tobacco User/Non-Tobacco User	38	439.62	479.19
98517PA0010025	Rating Area 8	Tobacco User/Non-Tobacco User	39	445.27	485.34
98517PA0010025	Rating Area 8	Tobacco User/Non-Tobacco User	40	450.91	491.50
98517PA0010025	Rating Area 8	Tobacco User/Non-Tobacco User	41	459.38	500.73
98517PA0010025	Rating Area 8	Tobacco User/Non-Tobacco User	42	467.50	509.57
98517PA0010025	Rating Area 8	Tobacco User/Non-Tobacco User	43	478.79	521.88
98517PA0010025	Rating Area 8	Tobacco User/Non-Tobacco User	44	492.90	537.26
98517PA0010025	Rating Area 8	Tobacco User/Non-Tobacco User	45	509.48	555.34
98517PA0010025	Rating Area 8	Tobacco User/Non-Tobacco User	46	529.24	576.87
98517PA0010025	Rating Area 8	Tobacco User/Non-Tobacco User	47	551.47	601.10
98517PA0010025	Rating Area 8	Tobacco User/Non-Tobacco User	48	576.87	628.79
98517PA0010025	Rating Area 8	Tobacco User/Non-Tobacco User	49	601.92	656.10
98517PA0010025	Rating Area 8	Tobacco User/Non-Tobacco User	50	630.15	686.86
98517PA0010025	Rating Area 8	Tobacco User/Non-Tobacco User	51	658.02	717.24
98517PA0010025	Rating Area 8	Tobacco User/Non-Tobacco User	52	688.72	750.70
98517PA0010025	Rating Area 8	Tobacco User/Non-Tobacco User	53	719.77	784.55
98517PA0010025	Rating Area 8	Tobacco User/Non-Tobacco User	54	753.29	821.08
98517PA0010025	Rating Area 8	Tobacco User/Non-Tobacco User	55	786.80	885.16
98517PA0010025	Rating Area 8	Tobacco User/Non-Tobacco User	56	823.15	926.04
98517PA0010025	Rating Area 8	Tobacco User/Non-Tobacco User	57	859.84	967.32
98517PA0010025	Rating Area 8	Tobacco User/Non-Tobacco User	58	899.00	1011.38
98517PA0010025	Rating Area 8	Tobacco User/Non-Tobacco User	59	918.41	1033.21
98517PA0010025	Rating Area 8	Tobacco User/Non-Tobacco User	60	957.57	1077.27
98517PA0010025	Rating Area 8	Tobacco User/Non-Tobacco User	61	991.44	1115.38
98517PA0010025	Rating Area 8	Tobacco User/Non-Tobacco User	62	1013.67	1140.38
98517PA0010025	Rating Area 8	Tobacco User/Non-Tobacco User	63	1041.55	1171.74
98517PA0010025	Rating Area 8	Tobacco User/Non-Tobacco User	64 and over	1058.48	1190.79
98517PA0010026	Rating Area 8	Tobacco User/Non-Tobacco User	0-14	289.87	289.87
98517PA0010026	Rating Area 8	Tobacco User/Non-Tobacco User	15	315.64	315.64
98517PA0010026	Rating Area 8	Tobacco User/Non-Tobacco User	16	325.49	325.49
98517PA0010026	Rating Area 8	Tobacco User/Non-Tobacco User	17	335.34	335.34
98517PA0010026	Rating Area 8	Tobacco User/Non-Tobacco User	18	345.95	345.95
98517PA0010026	Rating Area 8	Tobacco User/Non-Tobacco User	19	356.56	356.56
98517PA0010026	Rating Area 8	Tobacco User/Non-Tobacco User	20	367.55	367.55
98517PA0010026	Rating Area 8	Tobacco User/Non-Tobacco User	21	378.93	378.93
98517PA0010026	Rating Area 8	Tobacco User/Non-Tobacco User	22	378.93	378.93
98517PA0010026	Rating Area 8	Tobacco User/Non-Tobacco User	23	378.93	378.93
98517PA0010026	Rating Area 8	Tobacco User/Non-Tobacco User	24	378.93	378.93
98517PA0010026	Rating Area 8	Tobacco User/Non-Tobacco User	25	380.44	399.46
98517PA0010026	Rating Area 8	Tobacco User/Non-Tobacco User	26	388.01	407.41
98517PA0010026	Rating Area 8	Tobacco User/Non-Tobacco User	27	397.11	416.96
98517PA0010026	Rating Area 8	Tobacco User/Non-Tobacco User	28	411.89	432.48
98517PA0010026	Rating Area 8	Tobacco User/Non-Tobacco User	29	424.01	445.21
98517PA0010026	Rating Area 8	Tobacco User/Non-Tobacco User	30	430.07	451.58
98517PA0010026	Rating Area 8	Tobacco User/Non-Tobacco User	31	439.17	461.13
98517PA0010026	Rating Area 8	Tobacco User/Non-Tobacco User	32	448.26	470.67
98517PA0010026	Rating Area 8	Tobacco User/Non-Tobacco User	33	453.95	476.64
98517PA0010026	Rating Area 8	Tobacco User/Non-Tobacco User	34	460.01	483.01
98517PA0010026	Rating Area 8	Tobacco User/Non-Tobacco User	35	463.04	504.71
98517PA0010026	Rating Area 8	Tobacco User/Non-Tobacco User	36	466.07	508.02
98517PA0010026	Rating Area 8	Tobacco User/Non-Tobacco User	37	469.10	511.32
98517PA0010026	Rating Area 8	Tobacco User/Non-Tobacco User	38	472.13	514.63
98517PA0010026	Rating Area 8	Tobacco User/Non-Tobacco User	39	478.20	521.23
98517PA0010026	Rating Area 8	Tobacco User/Non-Tobacco User	40	484.26	527.84
98517PA0010026	Rating Area 8	Tobacco User/Non-Tobacco User	41	493.35	537.75
98517PA0010026	Rating Area 8	Tobacco User/Non-Tobacco User	42	502.07	547.25
98517PA0010026	Rating Area 8	Tobacco User/Non-Tobacco User	43	514.19	560.47
98517PA0010026	Rating Area 8	Tobacco User/Non-Tobacco User	44	529.35	576.99
98517PA0010026	Rating Area 8	Tobacco User/Non-Tobacco User	45	547.16	596.40



98517PA0010026	Rating Area 8	Tobacco User/Non-Tobacco User	46	568.38	619.53
98517PA0010026	Rating Area 8	Tobacco User/Non-Tobacco User	47	592.25	645.55
98517PA0010026	Rating Area 8	Tobacco User/Non-Tobacco User	48	619.53	675.29
98517PA0010026	Rating Area 8	Tobacco User/Non-Tobacco User	49	646.44	704.62
98517PA0010026	Rating Area 8	Tobacco User/Non-Tobacco User	50	676.75	737.66
98517PA0010026	Rating Area 8	Tobacco User/Non-Tobacco User	51	706.68	770.29
98517PA0010026	Rating Area 8	Tobacco User/Non-Tobacco User	52	739.65	806.22
98517PA0010026	Rating Area 8	Tobacco User/Non-Tobacco User	53	773.00	842.57
98517PA0010026	Rating Area 8	Tobacco User/Non-Tobacco User	54	808.99	881.80
98517PA0010026	Rating Area 8	Tobacco User/Non-Tobacco User	55	844.99	950.61
98517PA0010026	Rating Area 8	Tobacco User/Non-Tobacco User	56	884.02	994.52
98517PA0010026	Rating Area 8	Tobacco User/Non-Tobacco User	57	923.43	1038.85
98517PA0010026	Rating Area 8	Tobacco User/Non-Tobacco User	58	965.49	1086.17
98517PA0010026	Rating Area 8	Tobacco User/Non-Tobacco User	59	986.33	1109.62
98517PA0010026	Rating Area 8	Tobacco User/Non-Tobacco User	60	1028.39	1156.94
98517PA0010026	Rating Area 8	Tobacco User/Non-Tobacco User	61	1064.76	1197.86
98517PA0010026	Rating Area 8	Tobacco User/Non-Tobacco User	62	1088.64	1224.71
98517PA0010026	Rating Area 8	Tobacco User/Non-Tobacco User	63	1118.57	1258.39
98517PA0010026	Rating Area 8	Tobacco User/Non-Tobacco User	64 and over	1136.76	1278.85
98517PA0010027	Rating Area 8	Tobacco User/Non-Tobacco User	0-14	278.23	278.23
98517PA0010027	Rating Area 8	Tobacco User/Non-Tobacco User	15	302.96	302.96
98517PA0010027	Rating Area 8	Tobacco User/Non-Tobacco User	16	312.41	312.41
98517PA0010027	Rating Area 8	Tobacco User/Non-Tobacco User	17	321.87	321.87
98517PA0010027	Rating Area 8	Tobacco User/Non-Tobacco User	18	332.05	332.05
98517PA0010027	Rating Area 8	Tobacco User/Non-Tobacco User	19	342.24	342.24
98517PA0010027	Rating Area 8	Tobacco User/Non-Tobacco User	20	352.78	352.78
98517PA0010027	Rating Area 8	Tobacco User/Non-Tobacco User	21	363.70	363.70
98517PA0010027	Rating Area 8	Tobacco User/Non-Tobacco User	22	363.70	363.70
98517PA0010027	Rating Area 8	Tobacco User/Non-Tobacco User	23	363.70	363.70
98517PA0010027	Rating Area 8	Tobacco User/Non-Tobacco User	24	363.70	363.70
98517PA0010027	Rating Area 8	Tobacco User/Non-Tobacco User	25	365.15	383.41
98517PA0010027	Rating Area 8	Tobacco User/Non-Tobacco User	26	372.42	391.04
98517PA0010027	Rating Area 8	Tobacco User/Non-Tobacco User	27	381.15	400.21
98517PA0010027	Rating Area 8	Tobacco User/Non-Tobacco User	28	395.34	415.10
98517PA0010027	Rating Area 8	Tobacco User/Non-Tobacco User	29	406.97	427.32
98517PA0010027	Rating Area 8	Tobacco User/Non-Tobacco User	30	412.79	433.43
98517PA0010027	Rating Area 8	Tobacco User/Non-Tobacco User	31	421.52	442.60
98517PA0010027	Rating Area 8	Tobacco User/Non-Tobacco User	32	430.25	451.76
98517PA0010027	Rating Area 8	Tobacco User/Non-Tobacco User	33	435.71	457.49
98517PA0010027	Rating Area 8	Tobacco User/Non-Tobacco User	34	441.52	463.60
98517PA0010027	Rating Area 8	Tobacco User/Non-Tobacco User	35	444.43	484.43
98517PA0010027	Rating Area 8	Tobacco User/Non-Tobacco User	36	447.34	487.60
98517PA0010027	Rating Area 8	Tobacco User/Non-Tobacco User	37	450.25	490.78
98517PA0010027	Rating Area 8	Tobacco User/Non-Tobacco User	38	453.16	493.95
98517PA0010027	Rating Area 8	Tobacco User/Non-Tobacco User	39	458.98	500.29
98517PA0010027	Rating Area 8	Tobacco User/Non-Tobacco User	40	464.80	506.63
98517PA0010027	Rating Area 8	Tobacco User/Non-Tobacco User	41	473.53	516.15
98517PA0010027	Rating Area 8	Tobacco User/Non-Tobacco User	42	481.89	525.26
98517PA0010027	Rating Area 8	Tobacco User/Non-Tobacco User	43	493.53	537.95
98517PA0010027	Rating Area 8	Tobacco User/Non-Tobacco User	44	508.08	553.81
98517PA0010027	Rating Area 8	Tobacco User/Non-Tobacco User	45	525.17	572.44
98517PA0010027	Rating Area 8	Tobacco User/Non-Tobacco User	46	545.54	594.64
98517PA0010027	Rating Area 8	Tobacco User/Non-Tobacco User	47	568.45	619.61
98517PA0010027	Rating Area 8	Tobacco User/Non-Tobacco User	48	594.64	648.16
98517PA0010027	Rating Area 8	Tobacco User/Non-Tobacco User	49	620.46	676.30
98517PA0010027	Rating Area 8	Tobacco User/Non-Tobacco User	50	649.56	708.02
98517PA0010027	Rating Area 8	Tobacco User/Non-Tobacco User	51	678.29	739.34
98517PA0010027	Rating Area 8	Tobacco User/Non-Tobacco User	52	709.93	773.82
98517PA0010027	Rating Area 8	Tobacco User/Non-Tobacco User	53	741.94	808.71
98517PA0010027	Rating Area 8	Tobacco User/Non-Tobacco User	54	776.49	846.37
98517PA0010027	Rating Area 8	Tobacco User/Non-Tobacco User	55	811.04	912.42
98517PA0010027	Rating Area 8	Tobacco User/Non-Tobacco User	56	848.50	954.56

98517PA0010027	Rating Area 8	Tobacco User/Non-Tobacco User	57	886.32	997.11
98517PA0010027	Rating Area 8	Tobacco User/Non-Tobacco User	58	926.69	1042.53
98517PA0010027	Rating Area 8	Tobacco User/Non-Tobacco User	59	946.70	1065.03
98517PA0010027	Rating Area 8	Tobacco User/Non-Tobacco User	60	987.07	1110.45
98517PA0010027	Rating Area 8	Tobacco User/Non-Tobacco User	61	1021.98	1149.73
98517PA0010027	Rating Area 8	Tobacco User/Non-Tobacco User	62	1044.89	1175.50
98517PA0010027	Rating Area 8	Tobacco User/Non-Tobacco User	63	1073.62	1207.83
98517PA0010027	Rating Area 8	Tobacco User/Non-Tobacco User	64 and over	1091.08	1227.47
98517PA0010028	Rating Area 8	Tobacco User/Non-Tobacco User	0-14	291.90	291.90
98517PA0010028	Rating Area 8	Tobacco User/Non-Tobacco User	15	317.85	317.85
98517PA0010028	Rating Area 8	Tobacco User/Non-Tobacco User	16	327.77	327.77
98517PA0010028	Rating Area 8	Tobacco User/Non-Tobacco User	17	337.69	337.69
98517PA0010028	Rating Area 8	Tobacco User/Non-Tobacco User	18	348.37	348.37
98517PA0010028	Rating Area 8	Tobacco User/Non-Tobacco User	19	359.06	359.06
98517PA0010028	Rating Area 8	Tobacco User/Non-Tobacco User	20	370.12	370.12
98517PA0010028	Rating Area 8	Tobacco User/Non-Tobacco User	21	381.58	381.58
98517PA0010028	Rating Area 8	Tobacco User/Non-Tobacco User	22	381.58	381.58
98517PA0010028	Rating Area 8	Tobacco User/Non-Tobacco User	23	381.58	381.58
98517PA0010028	Rating Area 8	Tobacco User/Non-Tobacco User	24	381.58	381.58
98517PA0010028	Rating Area 8	Tobacco User/Non-Tobacco User	25	383.09	402.25
98517PA0010028	Rating Area 8	Tobacco User/Non-Tobacco User	26	390.73	410.26
98517PA0010028	Rating Area 8	Tobacco User/Non-Tobacco User	27	399.88	419.88
98517PA0010028	Rating Area 8	Tobacco User/Non-Tobacco User	28	414.77	435.50
98517PA0010028	Rating Area 8	Tobacco User/Non-Tobacco User	29	426.98	448.32
98517PA0010028	Rating Area 8	Tobacco User/Non-Tobacco User	30	433.08	454.73
98517PA0010028	Rating Area 8	Tobacco User/Non-Tobacco User	31	442.24	464.35
98517PA0010028	Rating Area 8	Tobacco User/Non-Tobacco User	32	451.40	473.97
98517PA0010028	Rating Area 8	Tobacco User/Non-Tobacco User	33	457.12	479.98
98517PA0010028	Rating Area 8	Tobacco User/Non-Tobacco User	34	463.22	486.39
98517PA0010028	Rating Area 8	Tobacco User/Non-Tobacco User	35	466.28	508.24
98517PA0010028	Rating Area 8	Tobacco User/Non-Tobacco User	36	469.33	511.57
98517PA0010028	Rating Area 8	Tobacco User/Non-Tobacco User	37	472.38	514.90
98517PA0010028	Rating Area 8	Tobacco User/Non-Tobacco User	38	475.43	518.22
98517PA0010028	Rating Area 8	Tobacco User/Non-Tobacco User	39	481.54	524.88
98517PA0010028	Rating Area 8	Tobacco User/Non-Tobacco User	40	487.64	531.53
98517PA0010028	Rating Area 8	Tobacco User/Non-Tobacco User	41	496.80	541.51
98517PA0010028	Rating Area 8	Tobacco User/Non-Tobacco User	42	505.58	551.08
98517PA0010028	Rating Area 8	Tobacco User/Non-Tobacco User	43	517.79	564.39
98517PA0010028	Rating Area 8	Tobacco User/Non-Tobacco User	44	533.05	581.03
98517PA0010028	Rating Area 8	Tobacco User/Non-Tobacco User	45	550.99	600.57
98517PA0010028	Rating Area 8	Tobacco User/Non-Tobacco User	46	572.35	623.86
98517PA0010028	Rating Area 8	Tobacco User/Non-Tobacco User	47	596.39	650.07
98517PA0010028	Rating Area 8	Tobacco User/Non-Tobacco User	48	623.86	680.01
98517PA0010028	Rating Area 8	Tobacco User/Non-Tobacco User	49	650.96	709.54
98517PA0010028	Rating Area 8	Tobacco User/Non-Tobacco User	50	681.48	742.82
98517PA0010028	Rating Area 8	Tobacco User/Non-Tobacco User	51	711.63	775.67
98517PA0010028	Rating Area 8	Tobacco User/Non-Tobacco User	52	744.82	811.86
98517PA0010028	Rating Area 8	Tobacco User/Non-Tobacco User	53	778.40	848.46
98517PA0010028	Rating Area 8	Tobacco User/Non-Tobacco User	54	814.65	887.97
98517PA0010028	Rating Area 8	Tobacco User/Non-Tobacco User	55	850.90	957.26
98517PA0010028	Rating Area 8	Tobacco User/Non-Tobacco User	56	890.20	1001.47
98517PA0010028	Rating Area 8	Tobacco User/Non-Tobacco User	57	929.88	1046.12
98517PA0010028	Rating Area 8	Tobacco User/Non-Tobacco User	58	972.24	1093.77
98517PA0010028	Rating Area 8	Tobacco User/Non-Tobacco User	59	993.22	1117.38
98517PA0010028	Rating Area 8	Tobacco User/Non-Tobacco User	60	1035.58	1165.02
98517PA0010028	Rating Area 8	Tobacco User/Non-Tobacco User	61	1072.21	1206.23
98517PA0010028	Rating Area 8	Tobacco User/Non-Tobacco User	62	1096.25	1233.28
98517PA0010028	Rating Area 8	Tobacco User/Non-Tobacco User	63	1126.39	1267.19
98517PA0010028	Rating Area 8	Tobacco User/Non-Tobacco User	64 and over	1144.71	1287.79
98517PA0010029	Rating Area 8	Tobacco User/Non-Tobacco User	0-14	275.42	275.42
98517PA0010029	Rating Area 8	Tobacco User/Non-Tobacco User	15	299.91	299.91
98517PA0010029	Rating Area 8	Tobacco User/Non-Tobacco User	16	309.27	309.27

98517PA0010029	Rating Area 8	Tobacco User/Non-Tobacco User	17	318.63	318.63
98517PA0010029	Rating Area 8	Tobacco User/Non-Tobacco User	18	328.71	328.71
98517PA0010029	Rating Area 8	Tobacco User/Non-Tobacco User	19	338.79	338.79
98517PA0010029	Rating Area 8	Tobacco User/Non-Tobacco User	20	349.23	349.23
98517PA0010029	Rating Area 8	Tobacco User/Non-Tobacco User	21	360.04	360.04
98517PA0010029	Rating Area 8	Tobacco User/Non-Tobacco User	22	360.04	360.04
98517PA0010029	Rating Area 8	Tobacco User/Non-Tobacco User	23	360.04	360.04
98517PA0010029	Rating Area 8	Tobacco User/Non-Tobacco User	24	360.04	360.04
98517PA0010029	Rating Area 8	Tobacco User/Non-Tobacco User	25	361.47	379.54
98517PA0010029	Rating Area 8	Tobacco User/Non-Tobacco User	26	368.67	387.10
98517PA0010029	Rating Area 8	Tobacco User/Non-Tobacco User	27	377.31	396.18
98517PA0010029	Rating Area 8	Tobacco User/Non-Tobacco User	28	391.35	410.92
98517PA0010029	Rating Area 8	Tobacco User/Non-Tobacco User	29	402.87	423.02
98517PA0010029	Rating Area 8	Tobacco User/Non-Tobacco User	30	408.63	429.07
98517PA0010029	Rating Area 8	Tobacco User/Non-Tobacco User	31	417.28	438.14
98517PA0010029	Rating Area 8	Tobacco User/Non-Tobacco User	32	425.92	447.21
98517PA0010029	Rating Area 8	Tobacco User/Non-Tobacco User	33	431.32	452.88
98517PA0010029	Rating Area 8	Tobacco User/Non-Tobacco User	34	437.08	458.93
98517PA0010029	Rating Area 8	Tobacco User/Non-Tobacco User	35	439.96	479.55
98517PA0010029	Rating Area 8	Tobacco User/Non-Tobacco User	36	442.84	482.69
98517PA0010029	Rating Area 8	Tobacco User/Non-Tobacco User	37	445.72	485.83
98517PA0010029	Rating Area 8	Tobacco User/Non-Tobacco User	38	448.60	488.97
98517PA0010029	Rating Area 8	Tobacco User/Non-Tobacco User	39	454.36	495.25
98517PA0010029	Rating Area 8	Tobacco User/Non-Tobacco User	40	460.12	501.53
98517PA0010029	Rating Area 8	Tobacco User/Non-Tobacco User	41	468.76	510.95
98517PA0010029	Rating Area 8	Tobacco User/Non-Tobacco User	42	477.04	519.97
98517PA0010029	Rating Area 8	Tobacco User/Non-Tobacco User	43	488.56	532.53
98517PA0010029	Rating Area 8	Tobacco User/Non-Tobacco User	44	502.96	548.23
98517PA0010029	Rating Area 8	Tobacco User/Non-Tobacco User	45	519.88	566.67
98517PA0010029	Rating Area 8	Tobacco User/Non-Tobacco User	46	540.05	588.65
98517PA0010029	Rating Area 8	Tobacco User/Non-Tobacco User	47	562.73	613.37
98517PA0010029	Rating Area 8	Tobacco User/Non-Tobacco User	48	588.65	641.63
98517PA0010029	Rating Area 8	Tobacco User/Non-Tobacco User	49	614.21	669.49
98517PA0010029	Rating Area 8	Tobacco User/Non-Tobacco User	50	643.01	700.89
98517PA0010029	Rating Area 8	Tobacco User/Non-Tobacco User	51	671.46	731.89
98517PA0010029	Rating Area 8	Tobacco User/Non-Tobacco User	52	702.78	766.03
98517PA0010029	Rating Area 8	Tobacco User/Non-Tobacco User	53	734.46	800.56
98517PA0010029	Rating Area 8	Tobacco User/Non-Tobacco User	54	768.66	837.84
98517PA0010029	Rating Area 8	Tobacco User/Non-Tobacco User	55	802.87	903.23
98517PA0010029	Rating Area 8	Tobacco User/Non-Tobacco User	56	839.95	944.94
98517PA0010029	Rating Area 8	Tobacco User/Non-Tobacco User	57	877.39	987.07
98517PA0010029	Rating Area 8	Tobacco User/Non-Tobacco User	58	917.36	1032.03
98517PA0010029	Rating Area 8	Tobacco User/Non-Tobacco User	59	937.16	1054.30
98517PA0010029	Rating Area 8	Tobacco User/Non-Tobacco User	60	977.12	1099.26
98517PA0010029	Rating Area 8	Tobacco User/Non-Tobacco User	61	1011.69	1138.15
98517PA0010029	Rating Area 8	Tobacco User/Non-Tobacco User	62	1034.37	1163.66
98517PA0010029	Rating Area 8	Tobacco User/Non-Tobacco User	63	1062.81	1195.66
98517PA0010029	Rating Area 8	Tobacco User/Non-Tobacco User	64 and over	1080.09	1215.10
98517PA0010030	Rating Area 8	Tobacco User/Non-Tobacco User	0-14	283.49	283.49
98517PA0010030	Rating Area 8	Tobacco User/Non-Tobacco User	15	308.69	308.69
98517PA0010030	Rating Area 8	Tobacco User/Non-Tobacco User	16	318.33	318.33
98517PA0010030	Rating Area 8	Tobacco User/Non-Tobacco User	17	327.96	327.96
98517PA0010030	Rating Area 8	Tobacco User/Non-Tobacco User	18	338.34	338.34
98517PA0010030	Rating Area 8	Tobacco User/Non-Tobacco User	19	348.72	348.72
98517PA0010030	Rating Area 8	Tobacco User/Non-Tobacco User	20	359.46	359.46
98517PA0010030	Rating Area 8	Tobacco User/Non-Tobacco User	21	370.59	370.59
98517PA0010030	Rating Area 8	Tobacco User/Non-Tobacco User	22	370.59	370.59
98517PA0010030	Rating Area 8	Tobacco User/Non-Tobacco User	23	370.59	370.59
98517PA0010030	Rating Area 8	Tobacco User/Non-Tobacco User	24	370.59	370.59
98517PA0010030	Rating Area 8	Tobacco User/Non-Tobacco User	25	372.06	390.66
98517PA0010030	Rating Area 8	Tobacco User/Non-Tobacco User	26	379.47	398.45
98517PA0010030	Rating Area 8	Tobacco User/Non-Tobacco User	27	388.37	407.79

98517PA0010030	Rating Area 8	Tobacco User/Non-Tobacco User	28	402.82	422.96
98517PA0010030	Rating Area 8	Tobacco User/Non-Tobacco User	29	414.68	435.41
98517PA0010030	Rating Area 8	Tobacco User/Non-Tobacco User	30	420.61	441.64
98517PA0010030	Rating Area 8	Tobacco User/Non-Tobacco User	31	429.50	450.98
98517PA0010030	Rating Area 8	Tobacco User/Non-Tobacco User	32	438.40	460.31
98517PA0010030	Rating Area 8	Tobacco User/Non-Tobacco User	33	443.95	466.15
98517PA0010030	Rating Area 8	Tobacco User/Non-Tobacco User	34	449.88	472.38
98517PA0010030	Rating Area 8	Tobacco User/Non-Tobacco User	35	452.85	493.60
98517PA0010030	Rating Area 8	Tobacco User/Non-Tobacco User	36	455.81	496.84
98517PA0010030	Rating Area 8	Tobacco User/Non-Tobacco User	37	458.78	500.07
98517PA0010030	Rating Area 8	Tobacco User/Non-Tobacco User	38	461.74	503.30
98517PA0010030	Rating Area 8	Tobacco User/Non-Tobacco User	39	467.67	509.76
98517PA0010030	Rating Area 8	Tobacco User/Non-Tobacco User	40	473.60	516.22
98517PA0010030	Rating Area 8	Tobacco User/Non-Tobacco User	41	482.49	525.92
98517PA0010030	Rating Area 8	Tobacco User/Non-Tobacco User	42	491.02	535.21
98517PA0010030	Rating Area 8	Tobacco User/Non-Tobacco User	43	502.88	548.13
98517PA0010030	Rating Area 8	Tobacco User/Non-Tobacco User	44	517.70	564.29
98517PA0010030	Rating Area 8	Tobacco User/Non-Tobacco User	45	535.12	583.28
98517PA0010030	Rating Area 8	Tobacco User/Non-Tobacco User	46	555.87	605.90
98517PA0010030	Rating Area 8	Tobacco User/Non-Tobacco User	47	579.22	631.34
98517PA0010030	Rating Area 8	Tobacco User/Non-Tobacco User	48	605.90	660.43
98517PA0010030	Rating Area 8	Tobacco User/Non-Tobacco User	49	632.21	689.11
98517PA0010030	Rating Area 8	Tobacco User/Non-Tobacco User	50	661.85	721.42
98517PA0010030	Rating Area 8	Tobacco User/Non-Tobacco User	51	691.13	753.33
98517PA0010030	Rating Area 8	Tobacco User/Non-Tobacco User	52	723.37	788.47
98517PA0010030	Rating Area 8	Tobacco User/Non-Tobacco User	53	755.98	824.02
98517PA0010030	Rating Area 8	Tobacco User/Non-Tobacco User	54	791.19	862.39
98517PA0010030	Rating Area 8	Tobacco User/Non-Tobacco User	55	826.39	929.69
98517PA0010030	Rating Area 8	Tobacco User/Non-Tobacco User	56	864.56	972.63
98517PA0010030	Rating Area 8	Tobacco User/Non-Tobacco User	57	903.10	1015.99
98517PA0010030	Rating Area 8	Tobacco User/Non-Tobacco User	58	944.24	1062.27
98517PA0010030	Rating Area 8	Tobacco User/Non-Tobacco User	59	964.62	1085.19
98517PA0010030	Rating Area 8	Tobacco User/Non-Tobacco User	60	1005.75	1131.47
98517PA0010030	Rating Area 8	Tobacco User/Non-Tobacco User	61	1041.33	1171.49
98517PA0010030	Rating Area 8	Tobacco User/Non-Tobacco User	62	1064.67	1197.76
98517PA0010030	Rating Area 8	Tobacco User/Non-Tobacco User	63	1093.95	1230.69
98517PA0010030	Rating Area 8	Tobacco User/Non-Tobacco User	64 and over	1111.74	1250.70
98517PA0010040	Rating Area 8	Tobacco User/Non-Tobacco User	0-14	220.86	220.86
98517PA0010040	Rating Area 8	Tobacco User/Non-Tobacco User	15	240.49	240.49
98517PA0010040	Rating Area 8	Tobacco User/Non-Tobacco User	16	248.00	248.00
98517PA0010040	Rating Area 8	Tobacco User/Non-Tobacco User	17	255.50	255.50
98517PA0010040	Rating Area 8	Tobacco User/Non-Tobacco User	18	263.59	263.59
98517PA0010040	Rating Area 8	Tobacco User/Non-Tobacco User	19	271.67	271.67
98517PA0010040	Rating Area 8	Tobacco User/Non-Tobacco User	20	280.04	280.04
98517PA0010040	Rating Area 8	Tobacco User/Non-Tobacco User	21	288.71	288.71
98517PA0010040	Rating Area 8	Tobacco User/Non-Tobacco User	22	288.71	288.71
98517PA0010040	Rating Area 8	Tobacco User/Non-Tobacco User	23	288.71	288.71
98517PA0010040	Rating Area 8	Tobacco User/Non-Tobacco User	24	288.71	288.71
98517PA0010040	Rating Area 8	Tobacco User/Non-Tobacco User	25	289.86	304.35
98517PA0010040	Rating Area 8	Tobacco User/Non-Tobacco User	26	295.63	310.41
98517PA0010040	Rating Area 8	Tobacco User/Non-Tobacco User	27	302.56	317.69
98517PA0010040	Rating Area 8	Tobacco User/Non-Tobacco User	28	313.82	329.51
98517PA0010040	Rating Area 8	Tobacco User/Non-Tobacco User	29	323.06	339.21
98517PA0010040	Rating Area 8	Tobacco User/Non-Tobacco User	30	327.68	344.06
98517PA0010040	Rating Area 8	Tobacco User/Non-Tobacco User	31	334.61	351.34
98517PA0010040	Rating Area 8	Tobacco User/Non-Tobacco User	32	341.54	358.61
98517PA0010040	Rating Area 8	Tobacco User/Non-Tobacco User	33	345.87	363.16
98517PA0010040	Rating Area 8	Tobacco User/Non-Tobacco User	34	350.48	368.01
98517PA0010040	Rating Area 8	Tobacco User/Non-Tobacco User	35	352.79	384.55
98517PA0010040	Rating Area 8	Tobacco User/Non-Tobacco User	36	355.10	387.06
98517PA0010040	Rating Area 8	Tobacco User/Non-Tobacco User	37	357.41	389.58
98517PA0010040	Rating Area 8	Tobacco User/Non-Tobacco User	38	359.72	392.10

98517PA0010040	Rating Area 8	Tobacco User/Non-Tobacco User	39	364.34	397.13
98517PA0010040	Rating Area 8	Tobacco User/Non-Tobacco User	40	368.96	402.17
98517PA0010040	Rating Area 8	Tobacco User/Non-Tobacco User	41	375.89	409.72
98517PA0010040	Rating Area 8	Tobacco User/Non-Tobacco User	42	382.53	416.96
98517PA0010040	Rating Area 8	Tobacco User/Non-Tobacco User	43	391.77	427.03
98517PA0010040	Rating Area 8	Tobacco User/Non-Tobacco User	44	403.32	439.62
98517PA0010040	Rating Area 8	Tobacco User/Non-Tobacco User	45	416.89	454.41
98517PA0010040	Rating Area 8	Tobacco User/Non-Tobacco User	46	433.05	472.03
98517PA0010040	Rating Area 8	Tobacco User/Non-Tobacco User	47	451.24	491.85
98517PA0010040	Rating Area 8	Tobacco User/Non-Tobacco User	48	472.03	514.51
98517PA0010040	Rating Area 8	Tobacco User/Non-Tobacco User	49	492.53	536.85
98517PA0010040	Rating Area 8	Tobacco User/Non-Tobacco User	50	515.62	562.03
98517PA0010040	Rating Area 8	Tobacco User/Non-Tobacco User	51	538.43	586.89
98517PA0010040	Rating Area 8	Tobacco User/Non-Tobacco User	52	563.55	614.27
98517PA0010040	Rating Area 8	Tobacco User/Non-Tobacco User	53	588.95	641.96
98517PA0010040	Rating Area 8	Tobacco User/Non-Tobacco User	54	616.38	671.85
98517PA0010040	Rating Area 8	Tobacco User/Non-Tobacco User	55	643.81	724.28
98517PA0010040	Rating Area 8	Tobacco User/Non-Tobacco User	56	673.54	757.74
98517PA0010040	Rating Area 8	Tobacco User/Non-Tobacco User	57	703.57	791.51
98517PA0010040	Rating Area 8	Tobacco User/Non-Tobacco User	58	735.61	827.57
98517PA0010040	Rating Area 8	Tobacco User/Non-Tobacco User	59	751.49	845.43
98517PA0010040	Rating Area 8	Tobacco User/Non-Tobacco User	60	783.54	881.48
98517PA0010040	Rating Area 8	Tobacco User/Non-Tobacco User	61	811.25	912.66
98517PA0010040	Rating Area 8	Tobacco User/Non-Tobacco User	62	829.44	933.12
98517PA0010040	Rating Area 8	Tobacco User/Non-Tobacco User	63	852.25	958.78
98517PA0010040	Rating Area 8	Tobacco User/Non-Tobacco User	64 and over	866.11	974.37
98517PA0010041	Rating Area 8	Tobacco User/Non-Tobacco User	0-14	227.57	227.57
98517PA0010041	Rating Area 8	Tobacco User/Non-Tobacco User	15	247.80	247.80
98517PA0010041	Rating Area 8	Tobacco User/Non-Tobacco User	16	255.53	255.53
98517PA0010041	Rating Area 8	Tobacco User/Non-Tobacco User	17	263.26	263.26
98517PA0010041	Rating Area 8	Tobacco User/Non-Tobacco User	18	271.59	271.59
98517PA0010041	Rating Area 8	Tobacco User/Non-Tobacco User	19	279.92	279.92
98517PA0010041	Rating Area 8	Tobacco User/Non-Tobacco User	20	288.55	288.55
98517PA0010041	Rating Area 8	Tobacco User/Non-Tobacco User	21	297.48	297.48
98517PA0010041	Rating Area 8	Tobacco User/Non-Tobacco User	22	297.48	297.48
98517PA0010041	Rating Area 8	Tobacco User/Non-Tobacco User	23	297.48	297.48
98517PA0010041	Rating Area 8	Tobacco User/Non-Tobacco User	24	297.48	297.48
98517PA0010041	Rating Area 8	Tobacco User/Non-Tobacco User	25	298.66	313.60
98517PA0010041	Rating Area 8	Tobacco User/Non-Tobacco User	26	304.61	319.84
98517PA0010041	Rating Area 8	Tobacco User/Non-Tobacco User	27	311.75	327.34
98517PA0010041	Rating Area 8	Tobacco User/Non-Tobacco User	28	323.35	339.52
98517PA0010041	Rating Area 8	Tobacco User/Non-Tobacco User	29	332.87	349.52
98517PA0010041	Rating Area 8	Tobacco User/Non-Tobacco User	30	337.63	354.51
98517PA0010041	Rating Area 8	Tobacco User/Non-Tobacco User	31	344.77	362.01
98517PA0010041	Rating Area 8	Tobacco User/Non-Tobacco User	32	351.91	369.51
98517PA0010041	Rating Area 8	Tobacco User/Non-Tobacco User	33	356.37	374.19
98517PA0010041	Rating Area 8	Tobacco User/Non-Tobacco User	34	361.13	379.19
98517PA0010041	Rating Area 8	Tobacco User/Non-Tobacco User	35	363.51	396.23
98517PA0010041	Rating Area 8	Tobacco User/Non-Tobacco User	36	365.89	398.82
98517PA0010041	Rating Area 8	Tobacco User/Non-Tobacco User	37	368.27	401.42
98517PA0010041	Rating Area 8	Tobacco User/Non-Tobacco User	38	370.65	404.01
98517PA0010041	Rating Area 8	Tobacco User/Non-Tobacco User	39	375.41	409.20
98517PA0010041	Rating Area 8	Tobacco User/Non-Tobacco User	40	380.17	414.39
98517PA0010041	Rating Area 8	Tobacco User/Non-Tobacco User	41	387.31	422.17
98517PA0010041	Rating Area 8	Tobacco User/Non-Tobacco User	42	394.15	429.63
98517PA0010041	Rating Area 8	Tobacco User/Non-Tobacco User	43	403.67	440.00
98517PA0010041	Rating Area 8	Tobacco User/Non-Tobacco User	44	415.57	452.97
98517PA0010041	Rating Area 8	Tobacco User/Non-Tobacco User	45	429.55	468.21
98517PA0010041	Rating Area 8	Tobacco User/Non-Tobacco User	46	446.21	486.37
98517PA0010041	Rating Area 8	Tobacco User/Non-Tobacco User	47	464.95	506.80
98517PA0010041	Rating Area 8	Tobacco User/Non-Tobacco User	48	486.37	530.14
98517PA0010041	Rating Area 8	Tobacco User/Non-Tobacco User	49	507.49	553.17

98517PA0010041	Rating Area 8	Tobacco User/Non-Tobacco User	50	531.29	579.10
98517PA0010041	Rating Area 8	Tobacco User/Non-Tobacco User	51	554.79	604.72
98517PA0010041	Rating Area 8	Tobacco User/Non-Tobacco User	52	580.67	632.93
98517PA0010041	Rating Area 8	Tobacco User/Non-Tobacco User	53	606.85	661.46
98517PA0010041	Rating Area 8	Tobacco User/Non-Tobacco User	54	635.11	692.27
98517PA0010041	Rating Area 8	Tobacco User/Non-Tobacco User	55	663.37	746.29
98517PA0010041	Rating Area 8	Tobacco User/Non-Tobacco User	56	694.01	780.76
98517PA0010041	Rating Area 8	Tobacco User/Non-Tobacco User	57	724.94	815.56
98517PA0010041	Rating Area 8	Tobacco User/Non-Tobacco User	58	757.96	852.71
98517PA0010041	Rating Area 8	Tobacco User/Non-Tobacco User	59	774.33	871.12
98517PA0010041	Rating Area 8	Tobacco User/Non-Tobacco User	60	807.34	908.26
98517PA0010041	Rating Area 8	Tobacco User/Non-Tobacco User	61	835.90	940.39
98517PA0010041	Rating Area 8	Tobacco User/Non-Tobacco User	62	854.64	961.47
98517PA0010041	Rating Area 8	Tobacco User/Non-Tobacco User	63	878.14	987.91
98517PA0010041	Rating Area 8	Tobacco User/Non-Tobacco User	64 and over	892.42	1003.98
98517PA0010042	Rating Area 8	Tobacco User/Non-Tobacco User	0-14	227.87	227.87
98517PA0010042	Rating Area 8	Tobacco User/Non-Tobacco User	15	248.12	248.12
98517PA0010042	Rating Area 8	Tobacco User/Non-Tobacco User	16	255.87	255.87
98517PA0010042	Rating Area 8	Tobacco User/Non-Tobacco User	17	263.61	263.61
98517PA0010042	Rating Area 8	Tobacco User/Non-Tobacco User	18	271.95	271.95
98517PA0010042	Rating Area 8	Tobacco User/Non-Tobacco User	19	280.29	280.29
98517PA0010042	Rating Area 8	Tobacco User/Non-Tobacco User	20	288.93	288.93
98517PA0010042	Rating Area 8	Tobacco User/Non-Tobacco User	21	297.88	297.88
98517PA0010042	Rating Area 8	Tobacco User/Non-Tobacco User	22	297.88	297.88
98517PA0010042	Rating Area 8	Tobacco User/Non-Tobacco User	23	297.88	297.88
98517PA0010042	Rating Area 8	Tobacco User/Non-Tobacco User	24	297.88	297.88
98517PA0010042	Rating Area 8	Tobacco User/Non-Tobacco User	25	299.06	314.01
98517PA0010042	Rating Area 8	Tobacco User/Non-Tobacco User	26	305.01	320.27
98517PA0010042	Rating Area 8	Tobacco User/Non-Tobacco User	27	312.16	327.77
98517PA0010042	Rating Area 8	Tobacco User/Non-Tobacco User	28	323.78	339.97
98517PA0010042	Rating Area 8	Tobacco User/Non-Tobacco User	29	333.31	349.98
98517PA0010042	Rating Area 8	Tobacco User/Non-Tobacco User	30	338.08	354.98
98517PA0010042	Rating Area 8	Tobacco User/Non-Tobacco User	31	345.23	362.49
98517PA0010042	Rating Area 8	Tobacco User/Non-Tobacco User	32	352.38	369.99
98517PA0010042	Rating Area 8	Tobacco User/Non-Tobacco User	33	356.84	374.69
98517PA0010042	Rating Area 8	Tobacco User/Non-Tobacco User	34	361.61	379.69
98517PA0010042	Rating Area 8	Tobacco User/Non-Tobacco User	35	363.99	396.75
98517PA0010042	Rating Area 8	Tobacco User/Non-Tobacco User	36	366.38	399.35
98517PA0010042	Rating Area 8	Tobacco User/Non-Tobacco User	37	368.76	401.95
98517PA0010042	Rating Area 8	Tobacco User/Non-Tobacco User	38	371.14	404.54
98517PA0010042	Rating Area 8	Tobacco User/Non-Tobacco User	39	375.91	409.74
98517PA0010042	Rating Area 8	Tobacco User/Non-Tobacco User	40	380.67	414.93
98517PA0010042	Rating Area 8	Tobacco User/Non-Tobacco User	41	387.82	422.73
98517PA0010042	Rating Area 8	Tobacco User/Non-Tobacco User	42	394.67	430.19
98517PA0010042	Rating Area 8	Tobacco User/Non-Tobacco User	43	404.20	440.58
98517PA0010042	Rating Area 8	Tobacco User/Non-Tobacco User	44	416.12	453.57
98517PA0010042	Rating Area 8	Tobacco User/Non-Tobacco User	45	430.12	468.83
98517PA0010042	Rating Area 8	Tobacco User/Non-Tobacco User	46	446.80	487.01
98517PA0010042	Rating Area 8	Tobacco User/Non-Tobacco User	47	465.56	507.47
98517PA0010042	Rating Area 8	Tobacco User/Non-Tobacco User	48	487.01	530.84
98517PA0010042	Rating Area 8	Tobacco User/Non-Tobacco User	49	508.16	553.89
98517PA0010042	Rating Area 8	Tobacco User/Non-Tobacco User	50	531.99	579.87
98517PA0010042	Rating Area 8	Tobacco User/Non-Tobacco User	51	555.52	605.52
98517PA0010042	Rating Area 8	Tobacco User/Non-Tobacco User	52	581.43	633.76
98517PA0010042	Rating Area 8	Tobacco User/Non-Tobacco User	53	607.65	662.33
98517PA0010042	Rating Area 8	Tobacco User/Non-Tobacco User	54	635.94	693.18
98517PA0010042	Rating Area 8	Tobacco User/Non-Tobacco User	55	664.24	747.27
98517PA0010042	Rating Area 8	Tobacco User/Non-Tobacco User	56	694.92	781.79
98517PA0010042	Rating Area 8	Tobacco User/Non-Tobacco User	57	725.90	816.64
98517PA0010042	Rating Area 8	Tobacco User/Non-Tobacco User	58	758.96	853.83
98517PA0010042	Rating Area 8	Tobacco User/Non-Tobacco User	59	775.35	872.26
98517PA0010042	Rating Area 8	Tobacco User/Non-Tobacco User	60	808.41	909.46

98517PA0010042	Rating Area 8	Tobacco User/Non-Tobacco User	61	837.00	941.63
98517PA0010042	Rating Area 8	Tobacco User/Non-Tobacco User	62	855.77	962.74
98517PA0010042	Rating Area 8	Tobacco User/Non-Tobacco User	63	879.30	989.21
98517PA0010042	Rating Area 8	Tobacco User/Non-Tobacco User	64 and over	893.60	1005.30
98517PA0010043	Rating Area 8	Tobacco User/Non-Tobacco User	0-14	228.55	228.55
98517PA0010043	Rating Area 8	Tobacco User/Non-Tobacco User	15	248.86	248.86
98517PA0010043	Rating Area 8	Tobacco User/Non-Tobacco User	16	256.63	256.63
98517PA0010043	Rating Area 8	Tobacco User/Non-Tobacco User	17	264.40	264.40
98517PA0010043	Rating Area 8	Tobacco User/Non-Tobacco User	18	272.76	272.76
98517PA0010043	Rating Area 8	Tobacco User/Non-Tobacco User	19	281.13	281.13
98517PA0010043	Rating Area 8	Tobacco User/Non-Tobacco User	20	289.79	289.79
98517PA0010043	Rating Area 8	Tobacco User/Non-Tobacco User	21	298.76	298.76
98517PA0010043	Rating Area 8	Tobacco User/Non-Tobacco User	22	298.76	298.76
98517PA0010043	Rating Area 8	Tobacco User/Non-Tobacco User	23	298.76	298.76
98517PA0010043	Rating Area 8	Tobacco User/Non-Tobacco User	24	298.76	298.76
98517PA0010043	Rating Area 8	Tobacco User/Non-Tobacco User	25	299.95	314.95
98517PA0010043	Rating Area 8	Tobacco User/Non-Tobacco User	26	305.92	321.22
98517PA0010043	Rating Area 8	Tobacco User/Non-Tobacco User	27	313.10	328.75
98517PA0010043	Rating Area 8	Tobacco User/Non-Tobacco User	28	324.75	340.98
98517PA0010043	Rating Area 8	Tobacco User/Non-Tobacco User	29	334.31	351.02
98517PA0010043	Rating Area 8	Tobacco User/Non-Tobacco User	30	339.09	356.04
98517PA0010043	Rating Area 8	Tobacco User/Non-Tobacco User	31	346.26	363.57
98517PA0010043	Rating Area 8	Tobacco User/Non-Tobacco User	32	353.43	371.10
98517PA0010043	Rating Area 8	Tobacco User/Non-Tobacco User	33	357.91	375.80
98517PA0010043	Rating Area 8	Tobacco User/Non-Tobacco User	34	362.69	380.82
98517PA0010043	Rating Area 8	Tobacco User/Non-Tobacco User	35	365.08	397.94
98517PA0010043	Rating Area 8	Tobacco User/Non-Tobacco User	36	367.47	400.54
98517PA0010043	Rating Area 8	Tobacco User/Non-Tobacco User	37	369.86	403.15
98517PA0010043	Rating Area 8	Tobacco User/Non-Tobacco User	38	372.25	405.75
98517PA0010043	Rating Area 8	Tobacco User/Non-Tobacco User	39	377.03	410.96
98517PA0010043	Rating Area 8	Tobacco User/Non-Tobacco User	40	381.81	416.17
98517PA0010043	Rating Area 8	Tobacco User/Non-Tobacco User	41	388.98	423.99
98517PA0010043	Rating Area 8	Tobacco User/Non-Tobacco User	42	395.85	431.48
98517PA0010043	Rating Area 8	Tobacco User/Non-Tobacco User	43	405.41	441.90
98517PA0010043	Rating Area 8	Tobacco User/Non-Tobacco User	44	417.36	454.92
98517PA0010043	Rating Area 8	Tobacco User/Non-Tobacco User	45	431.40	470.23
98517PA0010043	Rating Area 8	Tobacco User/Non-Tobacco User	46	448.13	488.46
98517PA0010043	Rating Area 8	Tobacco User/Non-Tobacco User	47	466.95	508.98
98517PA0010043	Rating Area 8	Tobacco User/Non-Tobacco User	48	488.46	532.43
98517PA0010043	Rating Area 8	Tobacco User/Non-Tobacco User	49	509.68	555.55
98517PA0010043	Rating Area 8	Tobacco User/Non-Tobacco User	50	533.58	581.60
98517PA0010043	Rating Area 8	Tobacco User/Non-Tobacco User	51	557.18	607.32
98517PA0010043	Rating Area 8	Tobacco User/Non-Tobacco User	52	583.17	635.65
98517PA0010043	Rating Area 8	Tobacco User/Non-Tobacco User	53	609.46	664.31
98517PA0010043	Rating Area 8	Tobacco User/Non-Tobacco User	54	637.84	695.25
98517PA0010043	Rating Area 8	Tobacco User/Non-Tobacco User	55	666.22	749.50
98517PA0010043	Rating Area 8	Tobacco User/Non-Tobacco User	56	696.99	784.12
98517PA0010043	Rating Area 8	Tobacco User/Non-Tobacco User	57	728.07	819.07
98517PA0010043	Rating Area 8	Tobacco User/Non-Tobacco User	58	761.23	856.38
98517PA0010043	Rating Area 8	Tobacco User/Non-Tobacco User	59	777.66	874.87
98517PA0010043	Rating Area 8	Tobacco User/Non-Tobacco User	60	810.82	912.17
98517PA0010043	Rating Area 8	Tobacco User/Non-Tobacco User	61	839.50	944.44
98517PA0010043	Rating Area 8	Tobacco User/Non-Tobacco User	62	858.32	965.61
98517PA0010043	Rating Area 8	Tobacco User/Non-Tobacco User	63	881.92	992.16
98517PA0010043	Rating Area 8	Tobacco User/Non-Tobacco User	64 and over	896.26	1008.30
98517PA0010045	Rating Area 8	Tobacco User/Non-Tobacco User	0-14	275.72	275.72
98517PA0010045	Rating Area 8	Tobacco User/Non-Tobacco User	15	300.23	300.23
98517PA0010045	Rating Area 8	Tobacco User/Non-Tobacco User	16	309.60	309.60
98517PA0010045	Rating Area 8	Tobacco User/Non-Tobacco User	17	318.97	318.97
98517PA0010045	Rating Area 8	Tobacco User/Non-Tobacco User	18	329.06	329.06
98517PA0010045	Rating Area 8	Tobacco User/Non-Tobacco User	19	339.16	339.16
98517PA0010045	Rating Area 8	Tobacco User/Non-Tobacco User	20	349.61	349.61

98517PA0010045	Rating Area 8	Tobacco User/Non-Tobacco User	21	360.43	360.43
98517PA0010045	Rating Area 8	Tobacco User/Non-Tobacco User	22	360.43	360.43
98517PA0010045	Rating Area 8	Tobacco User/Non-Tobacco User	23	360.43	360.43
98517PA0010045	Rating Area 8	Tobacco User/Non-Tobacco User	24	360.43	360.43
98517PA0010045	Rating Area 8	Tobacco User/Non-Tobacco User	25	361.86	379.95
98517PA0010045	Rating Area 8	Tobacco User/Non-Tobacco User	26	369.07	387.52
98517PA0010045	Rating Area 8	Tobacco User/Non-Tobacco User	27	377.72	396.61
98517PA0010045	Rating Area 8	Tobacco User/Non-Tobacco User	28	391.78	411.37
98517PA0010045	Rating Area 8	Tobacco User/Non-Tobacco User	29	403.31	423.48
98517PA0010045	Rating Area 8	Tobacco User/Non-Tobacco User	30	409.08	429.53
98517PA0010045	Rating Area 8	Tobacco User/Non-Tobacco User	31	417.73	438.61
98517PA0010045	Rating Area 8	Tobacco User/Non-Tobacco User	32	426.38	447.70
98517PA0010045	Rating Area 8	Tobacco User/Non-Tobacco User	33	431.78	453.37
98517PA0010045	Rating Area 8	Tobacco User/Non-Tobacco User	34	437.55	459.43
98517PA0010045	Rating Area 8	Tobacco User/Non-Tobacco User	35	440.43	480.07
98517PA0010045	Rating Area 8	Tobacco User/Non-Tobacco User	36	443.32	483.21
98517PA0010045	Rating Area 8	Tobacco User/Non-Tobacco User	37	446.20	486.36
98517PA0010045	Rating Area 8	Tobacco User/Non-Tobacco User	38	449.08	489.50
98517PA0010045	Rating Area 8	Tobacco User/Non-Tobacco User	39	454.85	495.79
98517PA0010045	Rating Area 8	Tobacco User/Non-Tobacco User	40	460.62	502.07
98517PA0010045	Rating Area 8	Tobacco User/Non-Tobacco User	41	469.27	511.50
98517PA0010045	Rating Area 8	Tobacco User/Non-Tobacco User	42	477.56	520.54
98517PA0010045	Rating Area 8	Tobacco User/Non-Tobacco User	43	489.09	533.11
98517PA0010045	Rating Area 8	Tobacco User/Non-Tobacco User	44	503.51	548.82
98517PA0010045	Rating Area 8	Tobacco User/Non-Tobacco User	45	520.45	567.29
98517PA0010045	Rating Area 8	Tobacco User/Non-Tobacco User	46	540.63	589.29
98517PA0010045	Rating Area 8	Tobacco User/Non-Tobacco User	47	563.34	614.04
98517PA0010045	Rating Area 8	Tobacco User/Non-Tobacco User	48	589.29	642.32
98517PA0010045	Rating Area 8	Tobacco User/Non-Tobacco User	49	614.88	670.22
98517PA0010045	Rating Area 8	Tobacco User/Non-Tobacco User	50	643.71	701.64
98517PA0010045	Rating Area 8	Tobacco User/Non-Tobacco User	51	672.18	732.68
98517PA0010045	Rating Area 8	Tobacco User/Non-Tobacco User	52	703.54	766.86
98517PA0010045	Rating Area 8	Tobacco User/Non-Tobacco User	53	735.26	801.43
98517PA0010045	Rating Area 8	Tobacco User/Non-Tobacco User	54	769.50	838.75
98517PA0010045	Rating Area 8	Tobacco User/Non-Tobacco User	55	803.74	904.20
98517PA0010045	Rating Area 8	Tobacco User/Non-Tobacco User	56	840.86	945.97
98517PA0010045	Rating Area 8	Tobacco User/Non-Tobacco User	57	878.34	988.14
98517PA0010045	Rating Area 8	Tobacco User/Non-Tobacco User	58	918.35	1033.14
98517PA0010045	Rating Area 8	Tobacco User/Non-Tobacco User	59	938.17	1055.44
98517PA0010045	Rating Area 8	Tobacco User/Non-Tobacco User	60	978.18	1100.45
98517PA0010045	Rating Area 8	Tobacco User/Non-Tobacco User	61	1012.78	1139.38
98517PA0010045	Rating Area 8	Tobacco User/Non-Tobacco User	62	1035.49	1164.92
98517PA0010045	Rating Area 8	Tobacco User/Non-Tobacco User	63	1063.96	1196.95
98517PA0010045	Rating Area 8	Tobacco User/Non-Tobacco User	64 and over	1081.26	1216.42



## Objection Letter for OHIN-132808338

### Filing at a Glance

**State:**

Pennsylvania

**SERFF Tracking Number:**

OHIN-132808338

**TOI:**H15I Individual Health -  
Hospital/Surgical/Medical Expense**State Tracking Number:**

OHIN-132808338

**Sub-TOI:**H15I.001 Health - Hospital/Surgical/Medical  
Expense**Company Tracking Number:****Product Name:**

Oscar PA 2022 Individual Rates

**Filing Type:**

Rate

**Project Name:****Destruction Date:****Filing Company:**

Oscar Health Plan of Pennsylvania, Inc.

**Objection Letter Status:**

Data Request Sent

**Objection Letter Date:**

06/10/2021

**Respond By Date:****Submitted Date:**

06/10/2021 12:19 PM

Dear Jacob Dority,

**Introduction:**

Oscar Individual Data Call - OHIN-132808338

June 10th, 2021

Dear Jacob Dority,

The Pennsylvania Insurance Department has received and conducted a review of the above captioned filing. To complete the review, we are requesting the following information. To facilitate a timely review, we request this information be provided Tuesday, June 22nd. If you have any questions or difficulties in providing the information within this time frame, please call me.

Please note, each response to a Department data call must contain a cover letter that details the changes made to the Actuarial Memorandum and Pennsylvania Actuarial Memorandum Exhibits and the reasons why the changes were made, e.g., in response to Department question number 5.

**Consultant Questions:**

1. The current membership in the PA Rate Template (4,191) does not tie to the current membership in Exhibit A (3,644). Please provide an explanation for the discrepancy or update the necessary files accordingly.
  - a. Additionally, please state the month and year of membership used in exhibit G of the "Pennsylvania 2022 Actuarial Memorandum Supplement.xlsx" file.
2. Several of the values in table 2 of the PA Rate Template do not match what is displayed in table 4. The same issue seems to occur with tables 2b and 4b of the same workbook. For example, the premium in table 2 is \$23,597,930.61 and the premium in table 4 is \$23,597.61. Please provide an explanation for the discrepancy or update the necessary files accordingly.
3. Several plans in table 10 of the PA Rate Template have metallic tiers which do not align with the metallic tier actuarial value (AV) or the plan name (i.e. the "Bronze Classic" plan has a metallic tier of "Silver" with a metallic tier AV of 0.626). Please update all information in the table as well as any other items which are impacted by any changes to the table (e.g., Actuarial Memorandum, rate justification).

4. Please provide detailed quantitative support for the trend assumptions, both cost trend and utilization trend, included in Tables 3 and 3b of the PA Rate Template as well as the reasoning and support for the differences in the values between the two tables.
5. Please provide a detailed quantitative exhibit displaying the development and sources of data, as necessary, of the various adjustment factors referenced in the Actuarial Memorandum, for both the experience and manual projections. These adjustments as noted in the Actuarial Memorandum are listed below, but any additional items not listed but used in the development of the rates should be included.
  - a. Plan design changes
  - b. Demographic shift
  - c. Morbidity adjustment
    - i. Adjustment due to projected demographic mix and membership distribution changes
      1. Provide quantitative support for this adjustment being mutually exclusive from the "demographic shift" adjustment
      - ii. Market morbidity changes (e.g. due to passage of the American Rescue Plan)
      - iii. Texas to Pennsylvania morbidity adjustment for the manual rate
    - d. Network change
    - e. Pharmacy drug rebates
    - f. Pooling charge
    - g. COVID-19 impact
    - i. 2020 experience normalization
      - ii. Vaccine and booster costs
      - iii. Continued virus testing
6. Please provide additional quantitative support for the build-up of the membership distribution and claims cost assumptions included on tab 'II.b. Reins Table – Proj' of the PA Rate Template.
7. Please provide a detailed quantitative exhibit displaying the development of the projected 2022 risk transfer payment. This exhibit should provide the support and detail for all adjustments applied in moving from the base assumption (i.e. 2020 interim report) to the assumption used in the 2022 risk transfer payment calculation. In providing your response, please include the following information for both the experience and manual projections:
  - a. The Company's projected 2022 PLRS, ARF, IDF, and GCF factors for 2022. Please include quantitative support for the following adjustments used when developing the 2022 PLRS, as discussed in the Actuarial Memorandum:
    - i. Expected changes as a result of moving to the proposed 2022 risk adjustment model. Please explain whether the Company is assuming that changes to the risk adjustment model will impact the Company in the same manner as the rest of the PA Individual Market.
    - ii. How the Company's projected morbidity change was included in the calculation, as discussed in the Actuarial Memorandum.
    - iii. Additional detail and support for how the crosswalking of the market metrics for the manual projection was performed
  - b. The PA projected state average premium PMPM (prior to the application of the 0.86 adjustment), PLRS, ARF, IDF, and GCF for the individual market for 2022. Please include quantitative support for the following adjustments used when developing the 2022 PLRS, as discussed in the Actuarial Memorandum:
    - i. Expected changes as a result of moving to the proposed 2022 risk adjustment model.
    - ii. Expected changes in market-wide morbidity, as discussed in the Actuarial Memorandum.
8. Please provide a quantitative development of the projected incurred exchange user fee percentage applied in Table 5 of the PA Rate Template.
9. Please provide quantitative and qualitative support for the development of the current and proposed rating region factors.
10. For each month between January 2021 and the most recent date available (e.g., June 11, 2021), please provide the average count of Individual ACA enrollment, split by On-Exchange APTC, On-Exchange non-APTC, and Off-Exchange members. Please provide the enrollment data for each available month separately.
11. For the On-Exchange non-APTC members who are currently enrolled as of the most recent date available, please specify the percentage of those individuals that you expect will enroll through the Exchange in 2022 and take advantage of the enhanced and expanded subsidies as a result of ARPA.
12. For the Off-Exchange members who are currently enrolled as of the most recent date available, please specify the percentage of those individuals that you expect will enroll through the Exchange in 2022 and take advantage of the enhanced and expanded subsidies as a result of ARPA.

Department Questions:

13. Per the PAAM Exhibits Table 1: Cell E18, the Total Projected Rating Period Member-Months is 50,770. However, based on the URRT, WKST 1: Cell F48, the Projected Member Months is 70,899. These two numbers should be consistent. Please make the necessary updates.
  - a. If the URRT, Projected Member Months figure changes, please be sure to update Worksheet 2, Section IV: Projected Plan Level Information, Row 4.9 Projected Member-Months as well.
14. In Section 1: Experience Period Data, Incurred Claims in the Experience Period is equal to \$11,263,303.82. However,

based on the PAAM Exhibits, Table 2, the incurred claims are equal to \$10,587,286.54. The incurred claims formula for Table 2, of the PAAM Exhibits, is Ultimate Incurred Claims (D36) + Total Prescription Drug Rebates (I36) + Total EHB Capitation (J36) + Total Non-EHB Capitation (K36). In the URRT calculation Total Prescription Drug Rebates are not included in the calculation of Incurred Claims in the Experience Period. Please update or explain why Total Prescription Drug Rebates are not included in the Incurred Claims calculation in the URRT worksheet.

15. Per the PAAM Exhibits, Table 2: Experience Period Claims and Premium, the Earned Premium is \$23,597,930.61. However, based on Table 4: Historical Experience, the Total Annual Premium for Year 2020 is \$23,597.61. Please update so that these numbers are consistent.

16. Per the PAAM Exhibits, Table 2: Experience Period Claims and Premium, the Paid Claims are \$10,306,420.98. However, for Table 4: Historical Experience, the sum of incurred claims for year 2020 is \$10,728,075.52. Please explain the reason for the difference between these two numbers.

17. Per Table 6: Retention, the Agent/Broker Fees and Commissions is \$7.52 PMPM. Please provide the current commission schedule and quantitatively show the development of the \$7.52 PMPM amount.

18. Per Table 6: Retention, the Quality Improvement Initiatives is 1.54%. Please an exhibit which quantitatively supports this quality improvement initiatives amount. Also, provide a qualitative response explaining what the quality improvement initiatives Oscar plans on incorporating for plan year 2022.

19. In Exhibit H – Geographic Cost Factors, the current and proposed area factor are provided. Please quantitatively show the development of the Proposed Area Factors.

20. Currently the Service Area Map submitted only has one map. Per the Pennsylvania Final Rate Filing Guidance, there should be two service area maps, one which represents plan year 2021 and the other which represents plan year 2022. Please resubmit an updated Service Area Map.

21. Please provide a list which describes each location where any pricing assumptions were affected due to COVID-19

22. Please explain how the passage of the American Rescue Plan has influenced the rate filing assumptions.

23. Please provide an exhibit which demonstrates that the criteria for the expanded bronze plan(s) have been met.

24. Please confirm that you have tested to ensure that the rates in Table 11 of the PAAM Exhibits, PA Plan Design Summary and Rate Table, Federal Rates Template, and binder are identical.

Please be advised that there may be additional questions based on the responses to the above. Responses to this request should be provided via SERFF in Microsoft Excel spreadsheets. Please retain all formulas.

Should you have any questions regarding this correspondence, please contact me at (717) 805-5707 or [davdagosti@pa.gov](mailto:davdagosti@pa.gov).

Sincerely,

David D'Agostino | Accident & Health Actuary  
Bureau of Life, Accident & Health Insurance  
Office of Insurance Product Regulation & Administration

**Conclusion:**

Sincerely,

David D'Agostino



Oscar Health Plan of Pennsylvania, Inc.  
75 Varick St, 5th floor  
New York, NY 10013  
1-855-OSCAR-55  
hioscar.com

June 22, 2021

Re: Objection Cover Letter for OHIN-132808338

Dear David D'Agostino,

This cover letter is in response to the June 10, 2021 questions regarding Oscar Health Plan of Pennsylvania, Inc. individual rate filing. This cover letter details the changes made to the Pennsylvania Actuarial Memorandum Rate Exhibits and the reasons for the changes.

1. In response to Question 2 and 15, Table 4 and 4b were corrected to match Table 2 and 2b, respectively.
2. In response to Question 3, the metallic tiers in Table 10 were corrected for the following plans
  - a. Bronze Classic
  - b. Bronze Elite- PCP Saver
  - c. Silver Simple- Specialist Saver
  - d. Silver Classic Off-Ex
  - e. Secure
  - f. Gold Classic
  - g. Bronze Simple- HSA
  - h. Silver Classic- HSA
  - i. Silver Elite- \$2000 Ded
  - j. Bronze Classic- \$3000 Ded
  - k. Bronze Classic- \$4700 Ded
  - l. Silver Simple- HSA
  - m. Silver Elite- \$0 Ded
  - n. Bronze Elite- \$1000 Ded
  - o. Bronze Elite- \$100 Ded
  - p. Silver Simple- For Diabetes
  - q. Silver Classic- PCP Saver
  - r. Silver Elite
3. In response to Question 13, the Total Projected Rating Period Member-Months in Table 1 has been updated to align with the URRT.
4. In response to Question 14, Table 2 and 2b were updated such that the Ultimate Incurred Claims (D36) is before Prescription Drug Rebates.
5. In response to Question 16, Table 2 was updated such that the incurred claims includes HCRA, CLA, and miscellaneous claims to align with Table 4.

Please feel free to reach out to us if you have any additional questions. Thank you.

Frank Chen, FSA  
Actuary  
fchen@hioscar.com

Alicia Bartick, ASA, MAAA  
Senior Associate Actuary  
abartick@hioscar.com



Oscar Health Plan of Pennsylvania, Inc.  
75 Varick St, 5th floor  
New York, NY 10013  
1-855-OSCAR-55  
hioscar.com

June 22, 2021

Re: Response to Objection Letter for OHIN-132808338

Dear David D'Agostino,

This letter is in response to the June 10, 2021 questions regarding Oscar Insurance Company Individual rate filing. For your convenience, I have included your question in *blue italics* with my responses to each question below.

- 1. The current membership in the PA Rate Template (4,191) does not tie to the current membership in Exhibit A (3,644). Please provide an explanation for the discrepancy or update the necessary files accordingly.*

The current membership estimate of 4,191 in the PA Rate Template includes members in all 2021 plans, while the current membership estimate of 3,611 in Exhibit A is limited to members in 2021 plans that are renewing in 2022 and excludes members in plans that will be terminated.

- a. Additionally, please state the month and year of membership used in exhibit G of the "Pennsylvania 2022 Actuarial Memorandum Supplement.xlsx" file.*

Membership used in exhibit G of the "Pennsylvania 2022 Actuarial Memorandum Supplement.xlsx" file is as of March 2021.

- 2. Several of the values in table 2 of the PA Rate Template do not match what is displayed in table 4. The same issue seems to occur with tables 2b and 4b of the same workbook. For example, the premium in table 2 is \$23,597,930.61 and the premium in table 4 is \$23,597.61. Please provide an explanation for the discrepancy or update the necessary files accordingly.*

Please see the updated PA Rate Template showing correct values for Table 4 that match Table 2. The small differences between Tables 2b and 4b are due to rounding.

- 3. Several plans in table 10 of the PA Rate Template have metallic tiers which do not align with the metallic tier actuarial value (AV) or the plan name (i.e. the "Bronze Classic" plan has a metallic tier of "Silver" with a metallic tier AV of 0.626). Please update all information in the table as well as any other items which are impacted by any changes to the table (e.g., Actuarial Memorandum, rate justification).*

Please see the updated PA Rate Template showing correct metallic tiers. No other items are impacted by this update.

4. *Please provide detailed quantitative support for the trend assumptions, both cost trend and utilization trend, included in Tables 3 and 3b of the PA Rate Template as well as the reasoning and support for the differences in the values between the two tables.*

#### Utilization Trend

Oscar developed the utilization trends at the broad service category level for inpatient facility, outpatient facility, physician, other, and prescription drugs. Utilization trend assumptions were estimated using Milliman's 2020 HCG secular utilization trend levels, which are based on large data sets and are widely used by insurers and others to estimate expected claim costs and model healthcare utilization. These trends are consistent with other industry analyses and, among other things, reflect the following observations:

- Inpatient facility utilization trends have been low, and often negative, the last few years as there have been efforts in the healthcare industry to shift care from inpatient to less expensive outpatient settings, like ambulatory care centers.
- While outpatient facility and professional/other medical utilization trends have also been low in recent years, there has been a recent uptick. Much of this is due to shifts in sites of service, as discussed above, as well as the recovering economy, since these services are often more elastic and subject to consumer choice than inpatient services.
- While we relied on Milliman's HCGs for pharmacy trends, we assessed these trends relative to other industry pharmacy trend studies. More specifically, Milliman's HCG pharmacy trends are in line with those summarized by Evernorth in its 2020 Drug Report.
- These trend assumptions are secular, industry-wide trends and do not reflect any differences in projected utilization due to geographic region on either the state or county level. These trends are based on the healthcare environment at the time of the rate filing and do not reflect the impact of any potential health care reform or changes in market morbidity.

#### Unit Cost Trend

Oscar's physician and facility unit cost trends were developed from its contracts with providers and anticipated reimbursement levels for 2022. Prescription drug unit cost trends were developed based on Milliman's 2019 commercial HCGs and other industry sources described above. Pharmacy rates are reflective of changes to Oscar's anticipated 2022 contracts with its Pharmacy Benefit Manager (i.e., average wholesale price discounts, dispensing fees, rebates, and formulary).

#### Methodological Approach to Rating

Table 1 provides the annualized trend assumptions that were used to adjust the allowed claims from the experience period to the projection period. The overall trend used to get from the experience period to the projection period is based on an unleveraged prospective annual trend of 4.0%.

Benefit Category	Trend		
	Utilization	Unit Cost	Total
Inpatient	0.4%	2.1%	2.5%
Outpatient	1.4%	1.6%	3.0%
Physician	1.4%	4.7%	6.2%
Other	1.4%	4.7%	6.2%
Capitation	0.0%	0.0%	0.0%
Prescription Drug	2.4%	3.0%	5.5%
Grand Total	1.2%	2.7%	4.0%

In contrast, Table 2 provides the annualized trend assumptions that were used to adjust the allowed claims from the manual period to the projection period. The overall trend used to get from the manual period to the projection period is based on an unleveraged prospective annual trend of 4.4%.

Benefit Category	Trend		
	Utilization	Unit Cost	Total
Inpatient	0.4%	4.4%	4.8%
Outpatient	1.4%	3.7%	5.2%
Physician	1.4%	2.3%	3.7%
Other	1.4%	2.3%	3.7%
Capitation	0.0%	0.0%	0.0%
Prescription Drug	1.4%	2.9%	4.3%
Grand Total	1.2%	3.2%	4.4%

The differences between the experience and the manual trend assumptions can be mostly attributed to differences in unit cost trends between Pennsylvania (experience rate) and Texas (manual rate), including differences in anticipated escalators that we have in contract with our networks in the two states. Oscar’s methodological approach is to trend both projections to the projection period prior to deriving the network adjustment, which ensures that both projections are on similar bases prior to the application of credibility.

- Please provide a detailed quantitative exhibit displaying the development and sources of data, as necessary, of the various adjustment factors referenced in the Actuarial Memorandum, for both the experience and manual projections. These adjustments as noted in the Actuarial Memorandum are listed below, but any additional items not listed but used in the development of the rates should be included.*

Please reference the “Rate Factor Development” sheet included in the attachment titled “PA Objection 20210622 Exhibit.xlsx” for a summary of the quantitative components included in the factor projections.

- Please provide additional quantitative support for the build-up of the membership distribution and claims cost assumptions included on tab ‘II.b. Reins Table – Proj’ of the PA Rate Template.*



Oscar started with a sample of its claim experience inherent in the manual rate which included roughly 670k member months in the individual market from January 1, 2019 through December 31, 2019, with claim runout through March 31, 2021, as the basis for estimating the impact of reinsurance recoveries on net claims. Oscar deemed experience from the 2019 plan year to be more appropriate for reinsurance parameter modeling as the 2020 plan year was materially impacted by the pandemic. The 2019 plan year claim experience was trended to the 2022 plan year at similar trend rates to that of what were included in the premium rate projections. Oscar then bootstrapped the population with membership samples in line with Oscar's membership projection for the Pennsylvania market.

7. *Please provide a detailed quantitative exhibit displaying the development of the projected 2022 risk transfer payment. This exhibit should provide the support and detail for all adjustments applied in moving from the base assumption (i.e. 2020 interim report) to the assumption used in the 2022 risk transfer payment calculation. In providing your response, please include the following information for both the experience and manual projections:*

Please reference the "Risk Adjustment Factors" sheet included in the attachment titled "PA Objection 20210622 Exhibit.xlsx" for a more granular summary of the risk adjustment forecast including the individual component parts for both the experience and manual projections.

*a. The Company's projected 2022 PLRS, ARF, IDF, and GCF factors for 2022. Please include quantitative support for the following adjustments used when developing the 2022 PLRS, as discussed in the Actuarial Memorandum:*

The carrier-specific PLRS, ARF, IDF, and GCF components inherent in the 2022 risk adjustment forecast are displayed on the "Risk Adjustment Factors" sheet included in the attachment titled "PA Objection 20210622 Exhibit.xlsx."

*i. Expected changes as a result of moving to the proposed 2022 risk adjustment model. Please explain whether the Company is assuming that changes to the risk adjustment model will impact the Company in the same manner as the rest of the PA Individual Market.*

Additional adjustments were made to account for the anticipated changes in the Health and Human Services Hierarchical Condition Categories (HHS-HCC) risk adjustment coefficient changes from the 2020 plan year to the 2022 plan year, for both Oscar and the market. These adjustments were determined from the HHS Risk Weight Conversion Tool that was supplied to Oscar by Wakely on February 15, 2021.

Oscar estimated the coefficient changes, expressed as a percent change in PLRS, from the 2021 plan year to the 2022 plan year to be the following:

- -1.1% for the state market, non-catastrophic risk pool,
- +4.0% for the state market, catastrophic risk pool,
- -1.2% for Oscar, non-catastrophic risk pool, and
- -1.2% for Oscar, catastrophic risk pool.

*ii. How the Company's projected morbidity change was included in the calculation, as discussed in the Actuarial Memorandum.*

Oscar anticipated that the morbidity changes inherent in both the carrier-specific population and the market-specific population would be identical, which has an offsetting effect in the risk adjustment transfer projection.

*iii. Additional detail and support for how the crosswalking of the market metrics for the manual projection was performed*

For the risk adjustment transfer that corresponds to the manual projection, Oscar crosswalked the risk and rating terms inherent in the risk adjustment transfer formula — including items such as plan liability risk score, statewide average premium, and geographic cost factors — from the manual period (i.e. Texas market) to the projection period (i.e. Pennsylvania market) while maintaining similar relative risk profiles by metal level. The two risk adjustment transfers were then blended by the same credibility weighting used to project allowed claims.

At a high level, in the risk adjustment transfer calculation, Oscar replaced the statewide average premium from the manual period market (i.e. Texas) with the statewide average premium from the projection period market (i.e. Pennsylvania). The statewide average premium metrics, prior to 2021 and 2022 premium trend, were sourced from the *Interim Summary Report on Risk Adjustment for the 2020 Benefit Year* (Interim Report) published by CMS on March 31, 2021. Similarly, the relative PLRS and ARF metrics, measured from the Interim Report, between the two markets was considered when adjusting the market risk and rating terms for anticipated differences in the PLRS and ARF between the manual period market (i.e. Texas) and the projected period market (i.e. Pennsylvania). The relative measures were considered due to lack of PLRS completion inherent in the Interim Report, which inherently assumes the completion pattern is similar across both states. The AV and IDF metrics for the market risk and rating terms were sourced directly from the Interim Report. The sole exception in the transfer formula relates to the GCF components, which were sourced from the Wakely WNRAR reporting project for the 2020 plan year.

*b. The PA projected state average premium PMPM (prior to the application of the 0.86 adjustment), PLRS, ARF, IDF, and GCF for the individual market for 2022. Please include quantitative support for the following adjustments used when developing the 2022 PLRS, as discussed in the Actuarial Memorandum:*

The market-specific PLRS, ARF, IDF, and GCF components inherent in the 2022 risk adjustment forecast are displayed on the “Risk Adjustment Factors” sheet included in the attachment titled “PA Objection 20210622 Exhibit.xlsx.”

*i. Expected changes as a result of moving to the proposed 2022 risk adjustment model.*

See the response to question 7a(i).

*ii. Expected changes in market-wide morbidity, as discussed in the Actuarial Memorandum.*

See the response to question 7a(ii).

*8. Please provide a quantitative development of the projected incurred exchange user fee percentage applied in Table 5 of the PA Rate Template.*

Please see the table below for the quantitative support of the projected exchange user fee.

Projected Exchange User Fee		
Description		Definition
% of projected MM on exchange	96.3%	A
Exchange user fee, % of premium	3.0%	B
Projected exchange user fee, % of premium	2.9%	C = A x B
Projected premium, PMPM	\$526.18	D
Projected exchange user fee, PMPM	\$15.20	E = C x D

9. Please provide quantitative and qualitative support for the development of the current and proposed rating region factors.

The rating area factors are based on Milliman’s 2020 Commercial Health Cost Guidelines (HCGs) and Oscar’s anticipated 2022 provider contracts. The geographic factors used incorporate differences in unit cost and utilization (i.e., provider practice pattern) differences only, and do not reflect any differences in population morbidity.

The table below provides the change in area factor between the 2021 and 2022 plan years. Additional quantitative support is detailed in question 19.

Rating Area	Description	Member Distribution <sup>1</sup>	Area Factor		% Change
			Current <sup>2</sup>	Proposed	
3	Scranton	14.6%	0.843	0.878	4.1%
6	Allentown	15.7%	1.013	1.043	3.0%
7	Central PA	0.0%	n/a	1.058	n/a
8	Philadelphia	69.7%	1.029	1.015	-1.4%
Total		100.0%	0.999	0.999	0.0%

<sup>1</sup>Membership distribution as of March 2021.

<sup>2</sup>The current factors were normalized with the current distribution for comparison purposes.

10. For each month between January 2021 and the most recent date available (e.g., June 11, 2021), please provide the average count of Individual ACA enrollment, split by On-Exchange APTC, On-Exchange non-APTC, and Off-Exchange members. Please provide the enrollment data for each available month separately.

The table below summarizes Oscar’s monthly membership as of June 11, 2021.

Month	On-Exchange APTC	On-Exchange Non-APTC	Off-Exchange	Total
January 2021	3,273	382	118	3,773
February 2021	3,497	483	114	4,094
March 2021	3,501	470	114	4,085
April 2021	3,558	466	110	4,134
May 2021	3,695	479	110	4,284

11. *For the On-Exchange non-APTC members who are currently enrolled as of the most recent date available, please specify the percentage of those individuals that you expect will enroll through the Exchange in 2022 and take advantage of the enhanced and expanded subsidies as a result of ARPA.*

Our membership projection model primarily anticipates migration from two sources — the uninsured/employer markets to the ACA individual market and from off-exchange to on-exchange within the ACA market. Inherent in the model is an assumption that 100% of on-exchange, non-APTC membership will remain on-exchange.

12. *For the Off-Exchange members who are currently enrolled as of the most recent date available, please specify the percentage of those individuals that you expect will enroll through the Exchange in 2022 and take advantage of the enhanced and expanded subsidies as a result of ARPA.*

We expect that 20% of the current off-exchange members will enroll through the exchange in the projection period and take advantage of the enhanced and expanded subsidies as a result of the ARP.

13. *Per the PAAM Exhibits Table 1: Cell E18, the Total Projected Rating Period Member-Months is 50,770. However, based on the URRT, WKST 1: Cell F48, the Projected Member Months is 70,899. These two numbers should be consistent. Please make the necessary updates.*

Table 1 in the PAAM Exhibits has been updated with the corrected rating period member month distribution that aligns with Worksheet 1 of the URRT.

*a. If the URRT, Projected Member Months figure changes, please be sure to update Worksheet 2, Section IV: Projected Plan Level Information, Row 4.9 Projected Member-Months as well.*

Not applicable.

14. *In Section 1: Experience Period Data, Incurred Claims in the Experience Period is equal to \$11,263,303.82. However, based on the PAAM Exhibits, Table 2, the incurred claims are equal to \$10,587,286.54. The incurred claims formula for Table 2, of the PAAM Exhibits, is Ultimate Incurred Claims (D36) + Total Prescription Drug Rebates (I36) + Total EHB Capitation (J36) + Total Non-EHB Capitation (K36). In the URRT calculation Total Prescription Drug Rebates are not included in the calculation of Incurred Claims in the Experience Period. Please update or explain why Total Prescription Drug Rebates are not included in the Incurred Claims calculation in the URRT worksheet.*

Table 2 in the PAAM Exhibits has been updated such that the Ultimate Incurred Claims (D36) is before Prescription Drug Rebates. As such, the incurred claim total in Table 2 is equal to \$11,263,303.82, matching the incurred claim total in the URRT.

Table 2b in the PAAM Exhibits has also been updated such that the Ultimate Incurred Claims (D36) is before Prescription Drug Rebates.

15. *Per the PAAM Exhibits, Table 2: Experience Period Claims and Premium, the Earned Premium is \$23,597,930.61. However, based on Table 4: Historical Experience, the Total Annual Premium for Year 2020 is \$23,597.61. Please update so that these numbers are consistent.*

Table 4 in the PAAM Exhibits has been corrected to align with Table 2 in the PAAM Exhibits.

16. Per the PAAM Exhibits, Table 2: Experience Period Claims and Premium, the Paid Claims are \$10,306,420.98. However, for Table 4: Historical Experience, the sum of incurred claims for year 2020 is \$10,728,075.52. Please explain the reason for the difference between these two numbers.

In addition to paid medical and Rx claims, the incurred claims in Table 4: Historical Experience includes HCRA, CLA, and miscellaneous claim items. The miscellaneous claim items include step benefits, pediatric dental and vision benefits, orphaned claims spend estimates, and uncollected grace premium spend estimates. These items have been added to the Paid Claims totals in Table 2 and Table 2b.

17. Per Table 6: Retention, the Agent/Broker Fees and Commissions is \$7.52 PMPM. Please provide the current commission schedule and quantitatively show the development of the \$7.52 PMPM amount.

The commission schedule in place that Oscar applies to policies in the individual market is displayed in the tables below. This commission schedule shall remain in effect until terminated or replaced by Oscar in writing and within the company's sole discretion.

For purposes of this commission schedule, "Initial Term" shall include the months of the first calendar year that the applicable coverage is in effect, up to and including December 31 of the first calendar year. "Renewal Term" shall refer to any months after the "Initial Term" for which the applicable coverage is in effect. To the extent that a Producer earns a commission as set forth in the applicable Appointed Producer Agreement, the commission amount shall be as follows.

New

Maximum Lives per Policy	Percentage of Premium	Flat Dollar Amount
1-5	Not applicable.	\$20 PMPM

Renewing

Maximum Lives per Policy	Percentage of Premium	Flat Dollar Amount
1-5	Not applicable.	\$20 PMPM

Projected Broker Fees and Commissions		
Description		Definition
% of projected MMs broker driven	23%	A
Broker commissions, PMPM	\$20	B
Projected broker commissions, PMPM	\$4.60	C = A x B
Projected broker bonuses, PMPM	\$2.92	D
Projected broker fees and commissions, PMPM	\$7.52	E = C + D

18. Per Table 6: Retention, the Quality Improvement Initiatives is 1.54%. Please an exhibit which quantitatively supports this quality improvement initiatives amount. Also, provide a qualitative response explaining what the quality improvement initiatives Oscar plans on incorporating for plan year 2022.

HCQI expenses are assumed to be \$8.12 PMPM, or approximately 1.5% of the average gross premium estimate of \$526.18 PMPM. The itemized list of HCQI initiatives and associated PMPM allocation are provided in the table below.

HCQI Expenses	
Initiative	PMPM
Improve Health Outcomes	\$0.79
Activities to Prevent Hospital Readmissions	\$5.34
Improve Patient Safety and Reduce Medical Errors	\$0.69
Wellness and Health Promotion Activities	\$1.31
Total	\$8.12

*Improve Health Outcomes*

This category includes HEDIS Reporting and Compliance, Diabetes Care Management Program, Baby Care Care Management Program, and Delegated Case Management. Oscar utilizes its Member Services and Utilization Management teams to optimize its quality improvement functions. All expenses are allocated based on estimates of time spent on functions that improve the health outcomes of our members.

*Activities to Prevent Hospital Readmission*

This category includes Post-Discharge Planning and Delegated Discharge Planning. Oscar utilizes its Utilization Management, Medica Operations and Member Services teams to help prevent hospital readmissions. All expenses are allocated based on a study done based on the amount of time they spent on functions that help reduce the amount of hospital readmission of our members.

*Improve Patient Safety and Reduce Medical Errors*

This category includes Prospective Drug Utilization Reviews, Delegated Prospective Utilization Review Vendors, Prospective Drug Utilization Review Diabetes Program and Prospective Drug Utilization Review Baby Care Program. Oscar utilizes its Utilization Management and Medical Operations teams to improve patient safety and reduce medical errors. All expenses are allocated based on a study done on the amount of time they spent on functions that help reduce the amount of hospital readmission of our members.

*Wellness and Health Promotion Activities*

This category includes Well Child Visit Call Campaign, Wellness Assessments, Patient Coaching & Education Blog, Flu Vaccine Incentive Program and VNS Flu program, and Wellness Incentive Program. Oscar utilizes its Member Services and Utilization Management team. All expenses are allocated based on time spent on activities that improve the health and wellness of Oscar’s members.

*19. In Exhibit H – Geographic Cost Factors, the current and proposed area factors are provided. Please quantitatively show the development of the Proposed Area Factors.*

The rating area factors are based on Milliman’s 2020 Commercial Health Cost Guidelines (HCGs) and Oscar’s anticipated 2022 provider contracts. The geographic factors used incorporate differences in unit cost and utilization (i.e., provider practice pattern) differences only, and do not reflect any differences in population morbidity.

Moderate smoothing was considered in the development of the final area factors included in the 2022 rate filing. Oscar applies smoothing factors in an effort to aid in managing the level of volatility inherent in the geographic cohorts, which prevents the area factor model from potentially overcorrecting over time. Actuarial judgement was applied in making the smoothing adjustments.

		A	B	C = A * B	D	E	F = (C / D)^E * D	G = F / F [Total]
Rating Area	Member Distribution <sup>1</sup>	Unit Cost Relativity <sup>2</sup>	Utilization Relativity <sup>2</sup>	Area Factor [2022, Indicated]	Area Factor [2021, Filed]	Smoothing Adjustment	Area Factor [2022, Smoothed]	Area Factor [2022, Proposed] <sup>3</sup>
3	14.6%	0.846	1.125	0.951	0.843	0.333	0.878	0.878
6	15.7%	0.997	1.108	1.105	1.013	0.333	1.043	1.043
7	0.0%	0.935	1.131	1.057	n/a	n/a	1.057	1.058
8	69.7%	1.000	0.987	0.987	1.030	0.333	1.015	1.015
Total	100.0%	0.977	1.026	1.000	1.000		0.999	1.000

<sup>1</sup>Membership distribution as of March 2021.

<sup>2</sup>Unit cost and utilization relativities are expressed on a relative basis to RA 8.

<sup>3</sup>The factors were calibrated such that the average using the current distribution equals to 1.000.

*20. Currently the Service Area Map submitted only has one map. Per the Pennsylvania Final Rate Filing Guidance, there should be two service area maps, one which represents plan year 2021 and the other which represents plan year 2022. Please resubmit an updated Service Area Map.*

We have submitted an updated service area map that includes two mappings — one which summarizes the 2021 plan year service area and a second which summarizes the 2022 plan year service area.

*21. Please provide a list which describes each location where any pricing assumptions were affected due to COVID-19.*

COVID-19 Adjustments Applied to the Experience Rate

In the "Other" entry on Worksheet 1, Section II of the URRT,

- Oscar applied an adjustment of 0.983 to normalize the experience period in order to project claim costs to the projection period. In doing so, Oscar removed direct costs associated with the pandemic which included items such as COVID-19 treatment, virus testing, and vaccination costs. Oscar additionally applied a two-part adjustment to normalize the estimated impact of deferred utilization. First, Oscar extrapolated from a partial year of 2020 base experience by leveraging Q3 and Q4 claim experience in order to normalize out the immense dip in utilization witnessed during the first shelter-in-place orders that took place in late Q1 and early Q2. Expected seasonality was factored into the annualization process to capture items such as calendar seasonality and work-day adjustments. Once annualized, Oscar applied a second adjustment to the claim experience to offset deferred, forgone, and suppressed utilization that continued beyond the shelter-in-place orders to restore utilization levels to what would have been expected absent the pandemic.
- An adjustment of 1.018 to account for the costs associated with the anticipated introduction of vaccine booster shots in the 2022 plan year. Oscar assumed a 66% adoption rate across the projected membership distribution and an allowed cost of \$120 — \$60 per dose and \$60 in administration — to administer the vaccination.

- An adjustment of 1.005 to account for the costs associated with continued virus testing in the projection period. Although it is expected that the majority of the market membership is expected to be vaccinated by the end of the 2021 plan year, Oscar assumed a small percentage of membership will require additional virus testing in the 2022 plan year with a cost of \$120 to administer each individual test.

COVID-19 Adjustments Applied to the Manual Rate

In the "Manual EHB Allowed Claims PMPM" entry on Worksheet 1, Section II of the URRT,

- Oscar applied an adjustment of 1.068 to normalize the manual period in order to project claim costs to the projection period. In doing so, Oscar removed direct costs associated with the pandemic which included items such as COVID-19 treatment, virus testing, and vaccination costs. Oscar additionally applied a two-part adjustment to normalize the estimated impact of deferred utilization. First, Oscar extrapolated from a partial year of 2020 base experience by leveraging Q3 and Q4 claim experience in order to normalize out the immense dip in utilization witnessed during the first shelter-in-place orders that took place in late Q1 and early Q2. Expected seasonality was factored into the annualization process to capture items such as calendar seasonality and work-day adjustments. Once annualized, Oscar applied a second adjustment to the claim experience to offset deferred, forgone, and suppressed utilization that continued beyond the shelter-in-place orders to restore utilization levels to what would have been expected absent the pandemic.
- An adjustment of 1.012 to account for the costs associated with the anticipated introduction of vaccine booster shots in the 2022 plan year. Oscar assumed a 66% adoption rate across the projected membership distribution and an allowed cost of \$120 — \$60 per dose and \$60 in administration — to administer the vaccination.
- An adjustment of 1.003 to account for the costs associated with continued virus testing in the projection period. Although it is expected that the majority of the market membership is expected to be vaccinated by the end of the 2021 plan year, Oscar assumed a small percentage of membership will require additional virus testing in the 2022 plan year with a cost of \$120 to administer each individual test.

*22. Please explain how the passage of the American Rescue Plan has influenced the rate filing assumptions.*

Oscar anticipated membership growth attributed to increased affordability due to the expansion of the Advanced Premium Tax Credit (APTC) subsidies inherent in the ARP. Further supported by the enrollment windows being extended intra-year in response to the ARP, Oscar projected the market membership to increase by 8.8% between the 2021 and 2022 plan years. Additionally, Oscar anticipated the market membership growth to correspond to a 1.3% decrease in the market morbidity level, which was accounted for in both the allowed claim and the risk adjustment transfer projections. Please note these membership growth and market morbidity estimates correspond to the prospective impact between the 2021 and 2022 plan years and are not explicitly itemized in the actuarial memorandum (which includes a two-year forecast from the 2020 to 2022 plan years).

*23. Please provide an exhibit which demonstrates that the criteria for the expanded bronze plan(s) have been met.*



A summary of the expanded bronze plans and their associated criteria is provided in the attachment titled "PA Objection 20210622 Exhibit.xlsx".

*24. Please confirm that you have tested to ensure that the rates in Table 11 of the PAAM Exhibits, PA Plan Design Summary and Rate Table, Federal Rates Template, and binder are identical.*

Oscar confirms the various submissions are aligned.

Please feel free to reach out to us if you have any additional questions. Thank you.

Frank Chen, FSA  
Actuary  
fchen@hioscar.com

Alicia Bartick, ASA, MAAA  
Senior Associate Actuary  
abartick@hioscar.com

## Objection Letter for OHIN-132808338

### Filing at a Glance

**State:**

Pennsylvania

**SERFF Tracking Number:**

OHIN-132808338

**TOI:**H15I Individual Health -  
Hospital/Surgical/Medical Expense**State Tracking Number:**

OHIN-132808338

**Sub-TOI:**H15I.001 Health - Hospital/Surgical/Medical  
Expense**Company Tracking Number:****Product Name:**

Oscar PA 2022 Individual Rates

**Filing Type:**

Rate

**Project Name:****Destruction Date:****Filing Company:**

Oscar Health Plan of Pennsylvania, Inc.

**Objection Letter Status:**

Data Request Sent

**Objection Letter Date:**

07/06/2021

**Respond By Date:****Submitted Date:**

07/06/2021 02:42 PM

Dear Jacob Dority,

**Introduction:**Oscar Individual Data Call - OHIN-132808338  
July 6th, 2021

Dear Jacob Dority,

The Pennsylvania Insurance Department has received and conducted a review of the above captioned filing. To complete the review, we are requesting the following information. To facilitate a timely review, we request this information be provided Tuesday, July 13th. If you have any questions or difficulties in providing the information within this time frame, please call me.

Please note, each response to a Department data call must contain a cover letter that details the changes made to the Actuarial Memorandum and Pennsylvania Actuarial Memorandum Exhibits and the reasons why the changes were made, e.g., in response to Department question number 5.

**Consultant Questions:**

1. Regarding the response to the prior objection 5, please provide a quantitative development of the below factors which are found on the "Rate Factor Development" tab of the 'PA Objection 20210622 Exhibit' Excel file for both the experience rate and the manual rate.
  - a. Average Risk Score for the Experience Period and Projection Period Membership
    - i. For the projection period membership, why is this factor not the same for the experience rate and manual rate?
  - b. Population Mix Morbidity Adjustment
  - c. Plan Behavior Factor in the Experience Period and Projection Period
  - d. Total Allowed Unit Cost Relativity to PA-008 (manual rate only)
  - e. Utilization Relativity to PA-008 (manual rate only)
2. The following questions are regarding the response to the prior objection 7:
  - a. Please provide the quantitative development and support for the following factors used in the manual rate development portion of the risk adjustment transfer calculation; this development should show and support the adjustments in the cross

walking of the risk and rating terms from the manual period to the projection period as stated in the objection response.

- i. PLRS – Oscar
- ii. PLRS – Market
- iii. ARF – Oscar
- iv. ARF – Market

b. When taking the weighted average of the risk transfer PMPMs based on credibility, we get a value of -\$146.02. Please explain the difference between this amount and the amount in the 'Rate Development & Change' tab of the Actuarial Memorandum (-\$145.94).

3. The following questions are regarding the response to the prior objection 19:

- a. Please provide the quantitative development of the "Unit Cost Relativity" and "Utilization Relativity" factors and show how the Milliman HCGs and Oscar's anticipated 2022 provider contracts were incorporated into these factors.
- b. Subscript 2 states that "Unit cost and utilization relativities are expressed on a relative basis to RA8," but the "Utilization Relativity" for RA8 is not 1.00. Please reconcile this apparent disconnect. In addition, please provide support for not also adjusting the filed 2021 area factors to be expressed on a relative basis to RA8.

4. Regarding the response to the prior question 21, please provide the quantitative development of all aspects of the COVID-19 adjustment noted in the first bullet for both the experience rate and manual rate.

5. Regarding the response to the prior question 22, please provide the location(s) where the 1.3% decrease in the market morbidity were incorporated into the rate development for both the PAAM Exhibits and the URRT.

a. In addition, were any adjustments made in the development of the 1.3% to account for Oscar having a different distribution of on-Exchange membership than the market in total?

6. While this information was previously requested in Round 1, please provide updated information regarding the following items:

- a. For each month between January 2021 and the most recent date available, please provide the average count of Individual ACA enrollment, split by On-Exchange APTC, On-Exchange non-APTC, and Off-Exchange members. Please provide the enrollment data for each available month separately.
- b. For the On-Exchange non-APTC members who are currently enrolled as of the most recent date available, please specify the percentage of those individuals that you expect will enroll through the Exchange in 2022 and take advantage of the enhanced and expanded subsidies as a result of ARPA.
- c. For the Off-Exchange members who are currently enrolled as of the most recent date available, please specify the percentage of those individuals that you expect will enroll through the Exchange in 2022 and take advantage of the enhanced and expanded subsidies as a result of ARPA.

#### Department Questions:

7. In the PAAM Exhibits, II.a.Reins Table – Exp tab, please update the Coinsurance Rate, in cell E5, to 40%.

8. Please provide a list of any assumptions that have changed because of the change in the coinsurance rate and explain why.

9. Please update the 2020 experience period risk adjustment amount, in Table 2, to reflect the final CMS risk adjustment amount released on June 30th.

10. If the projected risk adjustment transfer amount in Table 5 was modified due to the final CMS transfer amount published on June 30th, please provide narrative and detailed supporting data to justify the proposed changes.

11. Please provide an exhibit showing the actual experience for calendar years 2016 – 2020 and the projection experience for 2021 and 2022 for the following categories: Member Months, Total Administrative Expenses, Total Incurred Claims, Total Premium, Total Actual Paid Taxes and Fees, Profit, Total Underwriting Gain/Loss and Underwriting Gain/Loss PMPM.

12. Please confirm that you have tested to ensure that the rates in Table 11 of the Actuarial Memorandum Exhibits, PA Plan Design Summary and Rate Tables, and Federal Rate Templates are identical.

13. Please ensure that the 7/13/21 versions of the following items are posted in SERFF with your July 13th response to this data call.

- a. Cover Letter identifying all changes made and the reasons for the change. Also, show the revised rate change.
- b. PA Actuarial Memorandum
- c. PA Actuarial Memorandum Exhibits
- d. Department's Plan Design Summary and Rate Template Exhibits (please ensure that the rate template by county is populated with only numeric values – no "NA")
- e. URRT
- f. Federal Rate Template
- g. Part III: Actuarial Memorandum
- h. Updated Rate Change Request Summary (Attachment I)
- i. Public PDF with limited redactions as previously directed in the Guidance (includes all correspondence and supporting exhibits after the initial submission, in addition to all the above items).

14. Please be aware that the final coinsurance parameter will be communicated on Friday, July 16th. Then, the revised

exhibits and rates will be due on Tuesday, July 20th.

Please be advised that there may be additional questions based on the responses to the above. Responses to this request should be provided via SERFF in Microsoft Excel spreadsheets. Please retain all formulas.

Should you have any questions regarding this correspondence, please contact me at (717) 805-5707 or [davdagosti@pa.gov](mailto:davdagosti@pa.gov).

Sincerely,  
David D'Agostino | Accident & Health Actuary  
Bureau of Life, Accident & Health Insurance  
Office of Insurance Product Regulation & Administration

**Conclusion:**

Sincerely,  
David D'Agostino



Oscar Health Plan of Pennsylvania, Inc.  
75 Varick St, 5th floor  
New York, NY 10013  
1-855-OSCAR-55  
hioscar.com

July 13, 2021

Re: Objection Cover Letter for OHIN-132808338

Dear David D'Agostino,

This cover letter is in response to the July 6, 2021 questions regarding Oscar Health Plan of Pennsylvania, Inc. individual rate filing. This cover letter details the changes made to the filing materials and the reasons for the changes.

1. In response to Question 7 and 9, Oscar's rate development was updated to reflect a coinsurance rate of 45% and the Summary Report on Permanent Risk Adjustment Transfers for the 2020 Benefit Year published by CMS on June 30, 2021. This resulted in a slight increase to margin and no change from the rates previously filed on May 18, 2021. The following rate filing materials were impacted as a result of this update:
  - a. Part I - Unified Rate Review Template (URRT)
  - b. Part III - Actuarial Memorandum
  - c. PA Actuarial Memorandum Rate Exhibits
  
2. As part of the updates made to the PA Actuarial Memorandum Rate Exhibits, the Pricing AVs were corrected for the two terminated plans, 98517PA0010009 and 98517PA0010016. As a result of this correction, the Proposed Rate Change Compared to Prior 12 months in cell AC15 on the III Plan Rates tab updated -7.9%. The following rate filing materials were impacted as a result of this update:
  - a. Part II - Consumer Justification Narrative
  - b. Part III - Actuarial Memorandum
  - c. PA Actuarial Memorandum Rate Exhibits
  - d. PA Cover Letter
  - e. Rate Change Request Summary (Attachment 1)

Please feel free to reach out to us if you have any additional questions. Thank you.

Frank Chen, FSA  
Actuary  
fchen@hioscar.com

Alicia Bartick, ASA, MAAA  
Senior Associate Actuary  
abartick@hioscar.com



Oscar Health Plan of Pennsylvania, Inc.  
 75 Varick St, 5th floor  
 New York, NY 10013  
 1-855-OSCAR-55  
 hioscar.com

July 13, 2021  
 Re: Response to Objection Letter for OHIN-132808338

Dear David D’Agostino,

This letter is in response to the July 6, 2021 questions regarding Oscar Health Plan of Pennsylvania, Inc. individual rate filing. For your convenience, I have included your question in *blue italics* with my responses to each question below.

Consultant Questions:

1. *Regarding the response to the prior objection 5, please provide a quantitative development of the below factors which are found on the “Rate Factor Development” tab of the ‘PA Objection 20210622 Exhibit’ Excel file for both the experience rate and the manual rate.*

- a. *Average Risk Score for the Experience Period and Projection Period Membership*

The risk scores represent the concurrent risk scores from the Milliman Advanced Risk Adjuster (MARA) model. Since the claim cost projections include separate demographic adjustments, Oscar normalized the risk scores for differences in underlying demographics (i.e. age and gender) at the cohort level (i.e. metal). Then, the average risk score for the experience period is calculated using the experience period membership distribution as weights, while the average risk score for the projection period is calculated using the projection period membership distribution as weights.

Please see both Table 1 and Table 2 below for the development of the average risk scores for the experience rate and the manual rate.

Table 1 Development of Average Risk Scores for the Experience Rate			
Metal	Normalized Risk Score	Experience Period Membership Distribution	Projection Period Membership Distribution
Gold	1.547	1%	14%
Silver	0.989	57%	28%
Bronze	0.792	37%	53%
Catastrophic	0.827	5%	5%
Average, with Experience Period Distribution		0.913	
Average, with Projection Period Distribution		0.955	

Table 2  
Development of Average Risk Scores for the Manual Rate

Metal	Normalized Risk Score	Experience Period Membership Distribution	Projection Period Membership Distribution
Gold	2.202	2%	14%
Silver	1.660	30%	28%
Bronze	0.711	65%	53%
Catastrophic	0.784	3%	5%
Average, with Experience Period Distribution		1.024	
Average, with Projection Period Distribution		1.190	

*i. For the projection period membership, why is this factor not the same for the experience rate and manual rate?*

From a methodological perspective, the reason that the projection period risk scores are different is because the basis of the experience rate is Oscar's demographic mix and membership distributions for the Pennsylvania market, while the basis of the manual rate is Oscar's demographic mix and membership distributions for the Texas market. Oscar normalized the risk scores in the base period for both the experience and manual populations for differences in underlying demographics (i.e. age and gender) at the cohort level (i.e. metal) prior to deriving the blended morbidity adjustment for the projected membership distribution, which results in factors that are specific to each independent projection.

Prior to applying credibility, Oscar included a factor of 0.841 (Item D in Table 3 below) to account for the anticipated changes in market morbidity between the Texas and Pennsylvania individual markets.

Table 3  
Development of Morbidity Adjustment

Description	Experience Rate	Manual Rate	Definition
Average Risk Score for the Experience/Manual Period	0.913	1.024	A
Average Risk Score for the Projection Period	0.955	1.190	B
Market Morbidity Factor	0.987	0.987	C
Manual to Experience Morbidity Adjustment	n/a	0.841	D
Population Mix Morbidity Factor	0.987	0.830	$E = C * D$
Individual Adjustment	1.010	1.010	F
Reinsurance Morbidity Adjustment	0.999	0.999	G
Final Factor	1.043	0.974	$H = B / A * E * F * G$

*b. Population Mix Morbidity Adjustment*

For the experience rate, the population mix morbidity adjustment reflects anticipated changes to the market morbidity primarily associated with changes in market membership between the experience period

and the projection period. Oscar relied upon the Q1 2021 Enrollment by Metal Survey published by PID on April 28, 2021 supporting a market membership decrease of -0.4% between the 2020 and 2021 plan years, which was primarily driven by the structural dynamic that the ongoing COVID-19 pandemic has imposed on the individual market in Pennsylvania. Separately, Oscar anticipated membership growth attributed to increased affordability due to the expansion of the Advanced Premium Tax Credit (APTC) subsidies inherent in the ARP. Further supported by the enrollment windows being extended intra-year in response to the ARP, Oscar projected the market membership to increase by 8.8% between the 2021 and 2022 plan years.

For the manual rate, in addition to the above-mentioned market morbidity factor, an adjustment was made to account for the anticipated changes in market morbidity between the Texas and Pennsylvania individual markets. To estimate the market morbidity impact, Oscar relied upon the results of the *Interim Summary Report on Risk Adjustment for the 2020 Benefit Year* published by CMS on March 31, 2021 to estimate the market wide plan liability risk score, allowable rating factor, actuarial value, and induced demand factor for the Texas and Pennsylvania individual markets.

Table 4  
Development of Population Mix Morbidity Factor

Description	Experience Rate	Manual Rate	Definition
Market Morbidity Factor	0.987	0.987	A
Manual to Experience Morbidity Adjustment	n/a	0.841	B
Population Mix Morbidity Factor	0.987	0.830	C = A * B

*c. Plan Behavior Factor in the Experience Period and Projection Period*

The plan behavior change factors for the experience period, manual period, and projection period, were estimated by taking the average induced demand factor weighted on the plan-level membership distributions. The induced demand factors in this context represent the internally-derived factor set appropriate for claim cost forecasting and are not intended to align with the induced demand factors inherent in the plan-adjusted index rate development and mandated by PID. Quantitative support of the plan behavior adjustments is included in the attachment titled "PA Objection 20210713 Exhibit.xlsx".

*d. Total Allowed Unit Cost Relativity to PA-008 (manual rate only)*

Oscar applied an adjustment of 1.304 to account for anticipated differences in the provider reimbursement levels between the manual period and Rating Area 8 in the projection period. The reimbursement changes (i.e. unit cost relativities) are reflective of the underlying differences between Oscar's contracts with its providers in the manual experience (i.e. Oscar's Texas statewide network configuration) and the rating period (i.e. Oscar's Pennsylvania, Rating Area 8 network configuration) by service category. The unit cost relativities were established using percent of Medicare rates. Note this adjustment only incorporates differences in the unit costs structure and does not reflect any difference in population morbidity. Please see Table 5 below for additional quantitative support.



Service Category	Unit Cost Relativity <sup>1</sup>	Allowed Claim Distribution <sup>2</sup>
Inpatient	1.608	19.8%
Outpatient	1.308	16.6%
Professional	1.396	33.5%
Rx	1.000	30.1%
<b>Total</b>	<b>1.304</b>	<b>100.0%</b>

<sup>1</sup>Pennsylvania, Rating Area 8 relative to Texas.

<sup>2</sup>Represents the manual period distribution.

*e. Utilization Relativity to PA-008 (manual rate only)*

Oscar applied an adjustment of 0.995 to account for the anticipated differences in utilization between the manual period (i.e. Oscar’s Texas statewide network configuration) and the projection period (i.e. Oscar’s Pennsylvania, Rating Area 8 network configuration). Oscar utilized Milliman’s *Health Cost Guidelines (HCGs)*, which provides utilization relativities on 60 benefit categories (further described in Section 4.2 of the Actuarial Memorandum). These geographic utilization relativities established in the HCGs are normalized for differences in morbidity and therefore represent differences in provider practice patterns exclusively. The average utilization relativities for both the manual period and projection period are weighted on the claim distribution of the benefit categories, which are shown in Table 6 below.

Description	Value	Definition
TX Utilization Area Factor	0.992	A
Pennsylvania, Raing Area 8 Utilization Area Factor	0.987	B
Utilization Area Factor	0.995	C = B / A

*2. The following questions are regarding the response to the prior objection 7:*

- a. Please provide the quantitative development and support for the following factors used in the manual rate development portion of the risk adjustment transfer calculation; this development should show and support the adjustments in the cross walking of the risk and rating terms from the manual period to the projection period as stated in the objection response.*
  - i. PLRS – Oscar*
  - ii. PLRS – Market*
  - iii. ARF – Oscar*
  - iv. ARF – Market*

Please reference the attachment titled “PA Objection 20210713 Exhibit.xlsx” for additional quantitative support for the manual rate development portion of the risk adjustment calculation.

- b. When taking the weighted average of the risk transfer PMPMs based on credibility, we get a value of -\$146.02. Please explain the difference between this amount and the amount in the 'Rate Development & Change' tab of the Actuarial Memorandum (-\$145.94).

The slight difference in risk transfer PMPM is due to differences in calculation methodology. Oscar started by taking the weighted average of the risk and rating factors based on credibility, then calculated the PMPM transfer amount.

3. The following questions are regarding the response to the prior objection 19:

- a. Please provide the quantitative development of the "Unit Cost Relativity" and "Utilization Relativity" factors and show how the Milliman HCGs and Oscar's anticipated 2022 provider contracts were incorporated into these factors.

The unit cost relativities evaluate the differences in the contractual provider reimbursements across the Pennsylvania rating regions. The relativities for medical spend were established using percent of Medicare rates normalized for geographic cost differences. Pharmacy contractual arrangements are consistent across regions and therefore all have relativity of 1.000.

The utilization relativities reflect anticipated differences in provider practice patterns. We utilized Milliman's *Health Cost Guidelines (HCGs)*, which provides utilization area factors on 60 benefit categories, and calculated an average utilization area factor for each of the rating areas weighted on the claim distribution of the benefit categories.

Please see additional quantitative support in Table 7 below.

Rating Area	Unit Cost Relativity [Medical]	Unit Cost Relativity [Pharmacy]	Unit Cost Relativity [Total] <sup>1</sup>	Utilization Relativity [Total]
Definition	A	B	$C = A * 74.7\% + B * 25.3\%$	D
3	0.794	1.000	0.846	1.125
6	0.996	1.000	0.997	1.108
7	0.912	1.000	0.935	1.131
8	1.000	1.000	1.000	0.987

<sup>1</sup>Total unit cost relativity calculated using a claim distribution of 74.7% medical and 25.3% pharmacy.

- b. Subscript 2 states that "Unit cost and utilization relativities are expressed on a relative basis to RA8," but the "Utilization Relativity" for RA8 is not 1.00. Please reconcile this apparent disconnect. In addition, please provide support for not also adjusting the filed 2021 area factors to be expressed on a relative basis to RA8.

Please note that rebasing the utilization relativities does not impact the final proposed area factors since Oscar normalizes the factors such that the statewide average factor, based on the current member distribution, is 1.000. The relativities are sufficient as long as they capture the relative relationship between each region's provider practice patterns. The combination of the geographic calibration factor and the

application of the geographic rating factors ensure that the projected premium rates reflect the appropriate regional differences relative to the statewide market-adjusted index rate.

The area factors approved for the 2021 plan year were expressed on a relative basis to Rating Area 8, but the factor for Rating Area 8 does not equal 1.000 because it was normalized such that the statewide average factor, based on current member distribution, equals to 1.000.

4. *Regarding the response to the prior question 21, please provide the quantitative development of all aspects of the COVID-19 adjustment noted in the first bullet for both the experience rate and manual rate.*

Please see Table 8 below for development of the three COVID-19 adjustments.

Table 8  
Development of COVID-19 Adjustments

Description	Experience Rate	Manual Rate	Definition
Removal of direct COVID-19 costs	0.891	0.944	A
Normalization of suppressed Q1/Q2 utilization based on Q3/Q4	1.031	1.018	B
Normalization of deferred/forgone utilization in Q3/Q4	1.070	1.112	C
COVID-19 normalization adjustment	0.983	1.068	$D = A * B * C$
Projected booster vaccine adoption rate <sup>2</sup>	66%	66%	E
Projected booster vaccine unit and admin cost	\$120	\$120	F
Projected booster vaccine cost, PMPM	\$6.62	\$6.62	$G = E * F / 12$
Projected allowed claims	\$372.06	\$558.41	H
COVID-19 booster vaccine adjustment	1.018	1.012	$I = G / H + 1$
Projected testing utilization <sup>3</sup>	17.0%	17.0%	J
Projected testing unit and admin cost	\$120	\$120	K
Projected testing cost, PMPM	\$1.70	\$1.70	$L = J * K / 12$
Projected allowed claims	\$372.06	\$558.41	M
COVID-19 testing adjustment	1.005	1.003	$N = L / M + 1$

<sup>2</sup>Booster vaccine adoption rate projected based on current COVID vaccination rate, vaccination intention survey results, and historical flu vaccination rates.

<sup>3</sup>Projected COVID testing utilization is based on the projected vaccine adoption rate and regression between current vaccination rate and testing utilization.

5. *Regarding the response to the prior question 22, please provide the location(s) where the 1.3% decrease in the market morbidity were incorporated into the rate development for both the PAAM Exhibits and the URRT.*

In the PAAM Exhibits, the 1.3% decrease in market morbidity was incorporated in the "Change in Morbidity — All Other" entry on Table 5 for both the experience rate and the manual rate developments.

In the URRT, the market morbidity factor was incorporated in the "Morbidity Adjustment" and the "Manual EHB Allowed Claims PMPM" entries on Worksheet 1, Section II.

- a. *In addition, were any adjustments made in the development of the 1.3% to account for Oscar having a different distribution of on-Exchange membership than the market in total?*

Since the factor was developed to reflect anticipated changes to the marketwide morbidity associated with changes in market membership, we only considered the market’s distribution of on-exchange membership when projecting the impact of ARP on market membership, while the relationship between market membership and market morbidity was developed by analyzing Oscar’s nationwide individual market membership which persisted from the 2019 to 2020 plan years and constructing a regression analysis to estimate the anticipated market morbidity changes in response to market membership movement.

6. *While this information was previously requested in Round 1, please provide updated information regarding the following items:*

- a. *For each month between January 2021 and the most recent date available, please provide the average count of Individual ACA enrollment, split by On-Exchange APTC, On-Exchange non-APTC, and Off-Exchange members. Please provide the enrollment data for each available month separately.*

Table 9 below summarizes Oscar’s monthly membership as of July 13, 2021.

Month	On-Exchange APTC	On-Exchange Non-APTC	Off-Exchange	Total
January 2021	3,274	380	118	3,772
February 2021	3,496	486	114	4,096
March 2021	3,496	473	114	4,083
April 2021	3,551	464	110	4,125
May 2021	3,654	475	112	4,241
June 2021	3,814	447	109	4,370

- b. *For the On-Exchange non-APTC members who are currently enrolled as of the most recent date available, please specify the percentage of those individuals that you expect will enroll through the Exchange in 2022 and take advantage of the enhanced and expanded subsidies as a result of ARPA.*

Oscar’s membership projection model primarily anticipates migration from two sources — the uninsured/employer markets to the ACA individual market and from off-exchange to on-exchange within the ACA market. Inherent in the model is an assumption that 100% of on-exchange, non-APTC membership will remain on-exchange.

- c. *For the Off-Exchange members who are currently enrolled as of the most recent date available, please specify the percentage of those individuals that you expect will enroll through the Exchange in 2022 and take advantage of the enhanced and expanded subsidies as a result of ARPA.*

Oscar anticipated that 20% of the current off-exchange members will enroll through the exchange in the projection period and take advantage of the enhanced and expanded subsidies as a result of the ARP.

Department Questions:

7. *In the PAAM Exhibits, II.a.Reins Table – Exp tab, please update the Coinsurance Rate, in cell E5, to 45%.*

This update has been reflected in the attachment titled “2022 PA Actuarial Memorandum Rate Exhibits\_20210713.xlsm.”

8. *Please provide a list of any assumptions that have changed because of the change in the coinsurance rate and explain why.*”

The primary assumption that was updated as a result of the change in the coinsurance rate is the expected recovery of net claims from 4.9% to 3.9%, which was then applied evenly across all plans in Oscar’s individual market single risk pool.

Additionally, Oscar adjusted the risk adjustment transfer to account for higher statewide average premium as a result of the change in the coinsurance rate. Oscar also considered a change in market morbidity as a result of higher market premiums and lower market membership, but deemed the impact to be immaterial.

9. *Please update the 2020 experience period risk adjustment amount, in Table 2, to reflect the final CMS risk adjustment amount released on June 30th.*

This update has been reflected in the attachment titled “2022 PA Actuarial Memorandum Rate Exhibits\_20210713.xlsm.”

10. *If the projected risk adjustment transfer amount in Table 5 was modified due to the final CMS transfer amount published on June 30th, please provide narrative and detailed supporting data to justify the proposed changes.*

The risk adjustment transfer was updated with the results from the *Summary Report on Permanent Risk Adjustment Transfers for the 2020 Benefit Year*, in combination with the *Transfer Payment Issuer Report* published by CMS on June 30, 2021, to estimate the market wide plan liability risk score, allowable rating factor, actuarial value, statewide average premium, and induced demand factor for the individual market.

Additional adjustments were made from the updated HHS Risk Weight Conversion Tool that was supplied to Oscar by Wakely on June 22, 2021 to account for the anticipated changes in the HHS-HCC risk adjustment coefficient changes from the 2020 plan year to the 2022 plan year, for both Oscar and the market.

Oscar estimated the coefficient changes, expressed as a percent change in PLRS, from the 2020 plan year to the 2022 plan year to be the following:

- +0.9% for the state market, non-catastrophic risk pool,
- +3.1% for the state market, catastrophic risk pool,
- +2.4% for Oscar, non-catastrophic risk pool, and
- +4.0% for Oscar, catastrophic risk pool.

Oscar also updated the anticipated impact of the Risk Adjustment Data Validation (RADV) audit on the 2022 plan year from an estimated payment of \$1.55 PMPM to \$2.55 PMPM.

Please reference sheet “Exhibit C - Risk Adjustment” in Pennsylvania 2022 Actuarial Memorandum Supplement\_20210713.xlsm for additional detail.

11. Please provide an exhibit showing the actual experience for calendar years 2016 – 2020 and the projection experience for 2021 and 2022 for the following categories: Member Months, Total Administrative Expenses, Total Incurred Claims, Total Premium, Total Actual Paid Taxes and Fees, Profit, Total Underwriting Gain/Loss and Underwriting Gain/Loss PMPM.

Please see Table 10 below for Oscar’s actual experience for the 2020 plan year, which represents the first year that Oscar entered the Pennsylvania individual market, and the projected experience for both the 2021 and 2022 plan years.

Table 10  
Financial Metrics by Plan Year

Year	Member Months	Admin Expense	Incurred Claims <sup>1</sup>	Premium	Taxes/Fees	Profit	UW Margin	UW Margin PMPM
Definition	A	B	C	D	E	F = D - E - C - B	G = D - C	H = G / A
2020	41,456	\$2,348,917	\$17,296,467	\$23,597,931	\$880,533	\$3,072,014	\$6,301,463	\$152.00
2021	40,634	\$2,004,585	\$19,884,654	\$22,523,426	\$690,702	-\$56,515	\$2,638,772	\$64.94
2022	70,899	\$3,403,137	\$32,647,855	\$37,305,439	\$1,141,875	\$112,572	\$4,657,584	\$65.69

<sup>1</sup>Incurred claims in this context represent estimates net of Rx rebates, risk adjustment transfers, and state reinsurance estimates.

12. Please confirm that you have tested to ensure that the rates in Table 11 of the Actuarial Memorandum Exhibits, PA Plan Design Summary and Rate Tables, and Federal Rate Templates are identical.

Due to the limitations of the Federal Rate Template, the rates calculated using the calibrated plan-adjusted index rates from the PA Actuarial Memorandum Exhibits did not satisfy the requirement that age 64 rates not exceed three times the amount of age 21 rates. To satisfy this requirement, a penny was added to the age 21 rates reflected in the Federal Rate Templates and the PA Plan Design Summary and Rate Tables.

13. Please ensure that the 7/13/21 versions of the following items are posted in SERFF with your July 13th response to this data call.

- a. Cover Letter identifying all changes made and the reasons for the change. Also, show the revised rate change.
- b. PA Actuarial Memorandum
- c. PA Actuarial Memorandum Exhibits
- d. Department’s Plan Design Summary and Rate Template Exhibits (please ensure that the rate template by county is populated with only numeric values – no “NA”)
- e. URRT
- f. Federal Rate Template
- g. Part III: Actuarial Memorandum
- h. Updated Rate Change Request Summary (Attachment I)
- i. Public PDF with limited redactions as previously directed in the Guidance (includes all correspondence and supporting exhibits after the initial submission, in addition to all the above items).

*14. Please be aware that the final coinsurance parameter will be communicated on Friday, July 16th. Then, the revised exhibits and rates will be due on Tuesday, July 20th.*

Please feel free to reach out to us if you have any additional questions. Thank you.

Frank Chen, FSA  
Actuary  
fchen@hioscar.com

Alicia Bartick, ASA, MAAA  
Senior Associate Actuary  
abartick@hioscar.com



Oscar Health Plan of Pennsylvania, Inc.  
75 Varick St, 5th floor  
New York, NY 10013  
1-855-OSCAR-55  
hioscar.com

September 17, 2021  
Re: Objection Cover Letter for OHIN-132808338

Dear David D'Agostino,

This cover letter is in response to the September 14, 2021 email requesting a resubmission of the Oscar Health Plan of Pennsylvania, Inc. individual rate filing to reflect the increase of the Pennsylvania reinsurance coinsurance parameter to 64%. This cover letter details the changes made to the filing materials and the reasons for the changes.

1. In response to the increased coinsurance parameter, the expected percent of net claims recovered covered by the program increased to 5.7%. Due to the downward pressure the increased parameter is expected to have on rates across the market, Oscar also decreased the 2022 SAP projection by 1.4%, resulting in a slight decrease in anticipated payable risk adjustment transfer. The following rate filing materials were impacted as a result of this update:
  - a. Part I - Unified Rate Review Template (URRT)
  - b. Part II - Consumer Justification Narrative
  - c. Part III - Actuarial Memorandum
  - d. PA Actuarial Memorandum Rate Exhibits
  - e. PA Cover Letter
  - f. PA Plan Design Summary and Rate Tables
  - g. Rate Change Request Summary (Attachment 1)
  - h. Rate Data Template

Please feel free to reach out to us if you have any additional questions. Thank you.

Frank Chen, FSA  
Actuary  
fchen@hioscar.com

Alicia Bartick, ASA, MAAA  
Senior Associate Actuary  
abartick@hioscar.com