

**SERFF Tracking #:**

HGHM-131904489

**State Tracking #:**

HGHM-131904489

**Company Tracking #:**

1A-DP-19-HI

**State:** Pennsylvania **Filing Company:** Highmark  
**TOI/Sub-TOI:** H15I Individual Health - Hospital/Surgical/Medical Expense/H15I.001 Health - Hospital/Surgical/Medical Expense  
**Product Name:** 1A-DP-19-HI  
**Project Name/Number:** 1A-DP-19-HI/1A-DP-19-HI

## Supporting Document Schedules

<b>Satisfied - Item:</b>	ACA Public Rate Filing PDF
<b>Comments:</b>	A redacted version of the rate filing is attached for public disclosure. Two files are required due to file size limitations.
<b>Attachment(s):</b>	1A-DP-19-HI Public Rate Filing 080719 Part 1 of 2.pdf 1A-DP-19-HI Public Rate Filing 080719 Part 2 of 2.pdf
<b>Item Status:</b>	
<b>Status Date:</b>	



May 21, 2019

Ms. Tracie Gray, Director  
Bureau of Life, Accident & Health Insurance  
Commonwealth of Pennsylvania Insurance Department  
1311 Strawberry Square  
Harrisburg, PA 17120

Re: Highmark Inc. 2020 ACA Rate Filing (Individual Market)  
Highmark Filing # 1A-DP-19-HI (SERFF Filing # HGHM-131904489)

**This constitutes Notice pursuant to Section 707 of the Pennsylvania Right-to-Know Law that the attached Highmark Inc. 2020 Individual Market Rates Filing contains Trade Secret and Confidential Proprietary Information. Therefore, Highmark Inc. must, prior to the release of any portion of this Filing, be notified of any request by a third party for access to this Filing, and the Trade Secret and/or Confidential Proprietary Information identified by Highmark Inc. should be redacted before release.**

Dear Ms. Gray:

This Filing includes the Highmark Inc.'s ("Highmark", "Company") Individual Market rates and the supporting rate development for policies with effective dates on or after January 1, 2020.

**In the event the Department decides to publish this Filing in the PA Bulletin, the company information requested in the Department's 2020 ACA-Compliant Health Insurance Rate Filing Guidance, Section B, is provided below:**

**Requested Company Information**

1. Company Name & NAIC #: **Highmark Inc., NAIC # 54771**
2. Market: **Individual**
3. On or Off Exchange: **This filing reflects that the Company anticipates selling plans on and off of the exchange.**
4. Effective date of coverage: **January 1, 2020**
5. Average rate change requested: **1.2% decrease**
6. Range of rate change requested: **-7.6% to 1.1%**

7. Total additional annual revenue generated from the proposed rate change: **(\$1,884,011)**

8. Product(s): **EPO**

9. Rating Areas and the change from 2019: **Rating Areas 1, 2, 4, 5, 6, 7, 9**

The Company offered plans in Rating Areas 1, 2, 4, 5 and a small portion of 6 in 2019. In 2020, the Company intends to also offer plans in the remainder of Rating Area 6 as well as 7 and 9. Please see the Plan Design Summary for details.

10. Metal Levels and Catastrophic Plans: This filing reflects that the Company anticipates selling the following Metal Levels in the indicated Market: **Gold, Silver, Bronze, and Catastrophic**

11. Current number of covered lives and of policyholders as of February 1, 2019: **1,206 covered lives; 974 policyholders**

12. Number of plans offered in 2020 and the change this represents from 2019: **52**

The Company offered 16 plans in 2019. For 2020, the Company is offering 42 new plans in the Market and removing 6 plans from the Market.

Please note that inclusion of premium rates in this filing for a given offering should not be construed to mean that the offering will ultimately be made available for sale in the Market. Final offering decisions will be made consistent with and within the timelines set forth in CMS rules and/or ACA regulations.

13. Corresponding contract form #, SERFF and Binder ID#s: **The corresponding SERFF binder number is HGHM-PA20-125091807 affecting the following Company products and forms:**

<b>Product Name / Type</b>	<b>Contract Form &amp; SERFF#</b>
My Blue Access EPO WPA	BA/EPO/WDP; HGHM-131925656
My Blue Access EPO HDHP WPA	BA/EPO/HDHP/WDP; HGHM-131925498
My Direct Blue [Conemaugh] Major Events EPO	CAT/EPO/WDP; HGHM-131925147
My Direct Blue [Conemaugh] EPO	EPO/WDP-2; HGHM-131922256
My Direct Blue [Conemaugh] EPO HDHP	EPO/HDHP/WDP-2; HGHM-131925357
My Blue Access EPO CPA	BA/EPO/CDP; HGHM-131925579
My Blue Access EPO HDHP CPA	BA/EPO/HDHP/CDP; HGHM-131925552
My Blue Access Major Events EPO	BA/CAT/EPO/CDP; HGHM-131925482
My Direct Blue [Lehigh Valley] EPO	EPO/CDP; HGHM-131922282
My Direct Blue [Lehigh Valley] EPO HDHP	EPO/HDHP/CDP; HGHM-131925364
My Direct Blue [Lehigh Valley] Major Events EPO	CAT/EPO/CDP; HGHM-131925229

14. HIOS Issuer ID # and submission tracking number: **HIOS Issuer ID #33709, Company Filing #1A-DP-19-HI (SERFF Filing # HGHM-131904489)**

#### **Additional Filing Disclosures**

The Company has submitted all Required Documents stipulated by the Department, including the federal documents related to this filing, in its SERFF submission. In addition to the Required Documents, the Company has submitted a Supplemental Exhibits file containing additional detailed exhibits on items referenced in the PA Actuarial Memorandum. All tables, exhibits, and detail in support of this filing and the PA Actuarial Memorandum have been included in Excel format. To assist in the Department's review, the Excel files have retained their formulas to the extent possible.

CMS has instructed issuers that it no longer requires any interim changes to the URRT to be submitted to HIOS. CMS is requesting that only the initial URRT and the final URRT be submitted to HIOS.

#### **Potential Changes to Federal Regulations**

In accordance with the filing instructions specified by the Pennsylvania Insurance Department, the rate development in this filing is based on certain assumptions we have had to make at this point in time. We have accounted for the elimination of the Individual Mandate penalty and the lack of CSR funding in 2020 by using the factors prescribed in the Department's guidance. Additional assumptions include that advance payment of premium credits (APTCs) will continue until the end of 2020, there will be no significant changes in legislation, regulations or otherwise (i.e. rules, regulatory guidance, etc.) impacting the ACA market, and all Pennsylvania QHP issuers currently participating on the Marketplace will continue to do so throughout 2020. In addition, there are other uncertainties that may directly or indirectly affect an already unstable insurance market and ultimately, rates. If any of these assumptions are ultimately incorrect or additional developments occur that similarly have a detrimental impact to the market, modifications to the rate development may be necessary. As a result, Highmark reserves the right to submit a revised filing.

#### **Request for Confidentiality**

Please note that the rates and the supporting rate development contained in this Filing are competitively sensitive, are not in the public domain, and constitute business confidential proprietary/trade secret information that would cause harm to the competitive position of Highmark if disclosed to the public.

Public disclosure of any information contained in this Filing would allow Highmark competitors to better understand or discover its confidential and proprietary rating, pricing and/or marketing practices, would undermine competition in the Individual market and could have negative

consequences for the operation of Highmark's business. Therefore, Highmark asserts that this Filing, in its entirety, constitutes Trade Secret and Confidential Proprietary Information and should not be disclosed.

It is our understanding that the Department does not intend to publish the confidential & proprietary information contained in this Filing or to otherwise permit this Filing and its confidential information, other than the redacted information and final approved rates, to be disclosed or released.

Furthermore and pursuant to the Pennsylvania Right-to-Know Law ("RTKL"), Highmark must be notified prior to release of information contained in this Filing and be given the opportunity to respond to requests for such information. Should the Department receive such request or require the release of information contained in this Filing for its own purposes, Highmark asserts its right to release a redacted version of the Filing. In accordance with the RTKL, please contact the Highmark RTKL representative identified below prior to release of any information contained in this Filing:

[REDACTED]  
RTKL Representative  
VP Chief Privacy Officer  
Highmark Health  
120 Fifth Avenue, Suite 2114  
Pittsburgh, PA 15222

Furthermore, it should be noted that Highmark is equally concerned that even if this information is released in aggregate form, it still may be easy to identify the carrier that submitted it.

Should you have any questions regarding the attached Filing, please feel free to contact me at [REDACTED] or via e-mail at: [REDACTED]

Sincerely,

[REDACTED]  
[REDACTED]  
Vice President, Actuarial Services  
Highmark Inc.

cc:

[REDACTED]  
[REDACTED]  
[REDACTED]

# Rate Change Summary

## Highmark Inc. – Individual Plans

Rate request filing ID # 1A-DP-19-HI (SERFF # HGHM-131904489) - This document is prepared by the insurance company submitting the rate filing as a consumer tool to help explain the rate filing. It is not intended to describe or include all factors or information considered in the review process. For more information, see the filing at <http://www.insurance.pa.gov/Consumers/ACARelatedFilings/>

### Overview

Initial requested average rate change:	-1.2%
Revised requested average rate change:	-1.2%
Range of requested rate change:	-7.6% to 1.1%
Effective date:	January 1, 2020
People impacted:	1,206
Available in:	Rating Areas 1, 2, 4, 5, 6, 7, and 9

### Key information

#### Jan. 2018-Dec. 2018 financial experience

Premiums	\$10,072,903
Claims	\$7,966,069
Administrative expenses	\$1,653,150
Taxes & fees	\$414,633
Company made (after taxes)	<b>\$39,051</b>

#### How it plans to spend your premium

This is how the insurance company plans to spend the premium it collects in 2020:

Claims:	86%
Administrative:	9%
Taxes & fees:	5%
Profit:	0%

The company expects its annual medical costs to increase **7.1%**.

### Explanation of requested rate change

The proposed average rate decrease is being driven by unanticipated improvement in the base claims experience.

# Actuarial Memorandum

## 1. Basic Information and Data

### A. Company Information

The appropriate company information has been provided in Table 0. General information pertaining to this rate filing is summarized below:

- Company Name: Highmark Inc. (“Highmark”, “Company”)
- NAIC #: 54771
- HIOS Issuer ID: 33709
- State: Pennsylvania
- Market: Individual
- Effective Date: 1/1/2020
- SERFF Rate Filing #: HGHM-131904489

In accordance with the filing instructions specified by the Pennsylvania Insurance Department, the rate development in this filing is based on certain assumptions we have had to make at this point in time. We have accounted for the elimination of the Individual Mandate penalty and the lack of CSR funding in 2020 by using the factors prescribed in the Department’s guidance. Additional assumptions include that advance payment of premium credits (APTCs) will continue until the end of 2020, there will be no significant changes in legislation, regulations or otherwise (i.e. rules, regulatory guidance, etc.) impacting the ACA market, and all Pennsylvania QHP issuers currently participating on the Marketplace will continue to do so throughout 2020. In addition, there are other uncertainties that may directly or indirectly affect an already unstable insurance market and ultimately, rates. If any of these assumptions are ultimately incorrect or additional developments occur that similarly have a detrimental impact to the market, modifications to the rate development may be necessary. As a result, the Company reserves the right to submit a revised filing.

### B. Rate History and Proposed Variations in Rate Changes

The three most recent rate changes in Pennsylvania for Highmark are as follows:

Year	Avg. Increase	SERFF ID#
2019	6.3%	HGHM-131475700
2018	25.3%	HGHM-131020694
2017	45.4%	HGHM-130540834

Historical rate changes varied by plan due to updated cost sharing levels to meet federal AV requirements as well as updates to AV and other pricing factors.

The proposed 2020 rate changes vary by plan. This is primarily due to updates in the pricing AV factors. The plan level increases can be found in Table 10.

### **C. Average Rate Change**

The average rate changes as presented in the filing are:

- Table 10: -1.2%
- Table 11: -1.2%

Table 10 calculates the percentage change in the member weighted average rate for 2019 and the member weighted average rate for 2020. Table 11 calculates the percentage increase for each plan and then member weights the percentage increases.

Worksheet 2 of the URRT also shows a submission level rate change. This value is used in the development of the average rate change shown in the Federal Part II justification. A demonstration of this calculation is included in Attachment G.

### **D. Membership Count**

Please see Table 1 for the average age, age breakdown, and total membership for the periods shown.

### **E. Benefit/Cost Sharing Changes**

The majority of Highmark's renewing 2020 plans contain cost sharing that differs from the 2019 offering.

The screenshots from the HHS AV calculator, showing the plan benefits and the resulting actuarial values, can be found as a separate attachment within the *Supporting Documentation* section in SERFF. Also, the PA Plan Design Summary and Rate Tables along with the HIOS Plan IDs can be found within the *Rate/Rule Schedule* section in SERFF.

### **F. Experience Period Claims and Premium**

Please see Table 2 for the experience period data for the most recent calendar year. The experience period paid claims data represents the 2018 calendar year results for all policies in the single risk pool, with run out through February 2019. This data is consistent with the data reported in Section I of Worksheet I of the URRT.

Table 2 is populated with the experience period data as follows:

- The Earned Premium represents actual revenues earned in the experience period.
- Incurred Claims represent claims paid by Highmark. Note that the URRT includes capitated services and is net of Rx Rebates. Those values are not included here as they are listed as separate items.
- The Allowed Claims represent our best estimate of the total claims prior to member cost sharing incurred during the experience period. The Allowed Claims include:
  - Two months of run out from the end of the experience period,
  - Claims processed outside of the Company's claims system (e.g., claim settlement costs), and
  - Our best estimate of claims incurred but not paid as of the end of the run out period.



Note that allowed claims in the URRT include capitation and are net of drug rebates. They are not included here as they are called out separately in the exhibit.

- Allowed Charges for non EHB services are included in column G. The amount of non EHB included is shown in column H.
- Prescription Drug Rebates are used to reduce the level of Incurred Claims in the experience period.
- Total EHB capitation includes amounts for the pediatric vision benefit (\$0.34 PMPM).
- The Estimated Risk Adjustment for the experience period represents our best estimate of the year end risk adjustment transfer payment that Highmark will incur. This amount is developed based on an analysis of Highmark data (risk scores as defined in the HHS Notice of Benefit and Payment Parameters, as well as other risk transfer formula components), and an estimate as to the Market-wide risk profile. This Market-wide risk profile is developed from available Market data, including prior years' risk adjustment transfer results, publicly available data (such as MLR reports), and outside expertise from actuarial consultants. The total amount shown here includes an estimate for the impact of the High Cost Risk Pool during the experience period.

## **G. Credibility of Data**

Given the drastically different product offering between the experience period and the projection period, the experience data is not given any credibility in the rate calculation.

A manual rate was developed by blending 2018 experience from multiple sources, primarily ACA and group claims for the February 1, 2019 snapshot membership, to approximate the anticipated 2020 Highmark population. This experience includes members from the current Highmark geographic footprint as well as members from the anticipated Highmark footprint in 2020. A demonstration of the manual rate calculation can be found in Attachment A.

Given the lack of premium and paid claims data for some of the membership sources, these items have been left blank in Table 2b. Additionally, Risk Adjustment has been left blank as it is not used in the rate calculation. All other fields represent the data and assumptions that make up the manual rate.

## **H. Trend Identification**

Table 3b identifies the annual medical and prescription drug allowed claims cost and utilization trends. The underlying total annual trend is 7.5%. Additionally, there is an induced utilization adjustment of -0.35% per year applied to reach the overall trend of 7.11% shown in Table 3b column G. The definitions of service categories, cost, and utilization in Table 3b are consistent with the URRT instructions. The numbers entered in the Cost and Utilization columns are consistent with those entered in Worksheet I, Section 2 of the URRT, except as noted below.

The cost trends presented in Table 3b reflect Highmark's expectations regarding increases in in-network contractual reimbursement, as well as projected out-of-network costs. These estimates measure and normalize for benefit leverage, population aging, and historical changes for fee schedules, as well as company-wide utilization management programs, and external trend drivers.

The significant changes observed in the volume, demographics and morbidity of the ACA population from 2015 to 2018 yields component trends that are not directly applicable for trend analysis. The trend components in Table 3b therefore represent the same blended average for all types of service and are applied to the aggregate experience for pricing. Component data was not used in the development of the trend.

A separate regression study was developed by the Company's valuation team to analyze the ACA trend levels of enrolled cohorts of ACA members. The enrollment period covers a significant portion of both 2017 and 2018. The analysis took into consideration seasonality and adjusted for step changes that were included in the network factors in the two periods. Resulting r-squared levels were compared to determine confidence levels of the resulting regression trends to develop a reasonable range of trend assumptions.

The regression study resulted in a composite trend in line with the requested composite trend of 7.5%. This trend level was also compared to the Highmark group business for reasonability.

## **I. Historical Experience**

Table 4 presents the most recent 48 months (4 calendar years) of Highmark data with run-out through February 2019. This data was not used to develop the trend in Table 3b. Please see Section H for further details.

## **2. Rate Development & Change**

### **A. Development of Projected Index Rate, Market-Adjusted Index Rate, & Total Allowed Claims**

The development of the Projected Index Rate, Projected Market-Adjusted Index Rate, and Projected Total Allowed Claims, shown in Table 5, closely follows the methodologies discussed in the Part III Actuarial Memorandum submitted in the Rate Filing Justification. Please refer to the Part III Memorandum for further details.

Some of the items separately identified in Table 5 include:

- Given that the expected 2020 population is used to develop the manual cost, no Change in Morbidity is required.

#### **Impact of Health Insurance Coverage Mandate Elimination**

In accordance with the Department's guidance, the morbidity factor was increased by 6.0% to reflect the market uncertainty from the elimination of the health insurance coverage mandate. This deterioration is reflected in the filing by multiplying the morbidity factor of 1.00 by 1.06 to arrive at a final morbidity factor of 1.06.

- Given that the expected 2020 population is used to develop the manual cost, the Change in Demographics adjustment of 1.002 is very small.
- There is a Change in Network adjustment of 1.042.
- There is no Change in Benefits adjustment.
- The Change in Other adjustment of 0.995 reflects changes in pharmacy rebates and expected changes in hospital/physician settlements.

Please see Attachments A and E for a more detailed calculation of these factors. These factors can also be found in the accompanying spreadsheet.

The projected paid-to-allowed ratio is 0.796. The formula found in Table 5 cell C28 was overwritten because, unlike the average factor found in Table 10 cell K15, the Company's paid-to-allowed factor accounts for the projected enrollment by plan and is dampened by items such as capitation.

The quantitative development of the projected risk adjustment transfer amount for the Company is shown in Attachment B and included in the accompanying spreadsheet. The transfer amount is developed based on an analysis of the claims data underlying the manual rate development for this filing (risk scores as defined in the HHS Notice of Benefit and Payment Parameters, as well as other risk transfer formula components) and an estimate as to the market-wide risk profile. This market-wide risk profile is developed from available market data, including prior years' risk adjustment transfer results, publicly available data (such as MLR reports), outside expertise from actuarial consultants, and results from the PA Insurance Department's RATEE analysis. Applying the federally prescribed transfer formula at the level of granularity available in Attachment B yields a projected gross risk adjustment transfer of \$27.76 PMPM on a *billable* member month basis. This amount is then converted to a *total* member month basis of \$27.71 PMPM in order to be used in the rate development. The expected risk adjustment receivable reflects that the Company anticipates its average risk score (net of allowable rating factors) to be higher than the statewide average.

The \$27.75 PMPM value in cell C31 of Table 5 equals the \$27.71 PMPM value from Attachment B adjusted further for the composite effect of catastrophic eligibility. Please note that, pursuant to the revised URRT instructions for 2020, the risk adjustment user fee is no longer included here but is now captured in the taxes and fees portion of administrative costs.

The exchange user fee in cell C32 of Table 5 is developed by taking the required user fee percentage of 3.0% and multiplying by the percentage of total members expected to be on exchange of 86%. This results in a percentage of 2.6%. The PMPM of \$18.05 is calculated as 2.6% of the total required premium adjusted further for the composite effect of catastrophic eligibility.

## **B. Retention Items**

Table 6 has been completed with the requested retention elements for the proposed rates for the rating period. The amounts presented separately sum to the total administrative expenses and taxes and fees presented in the rate development.

Administrative costs reflect internal costs that the Company is projected to incur in the rating period and are developed from standard expense allocation methods. Administrative expenses do not vary by plan.

The proposed rate development assumes an average broker commission of \$1.71 PMPM for 2020. The assumed broker commission schedule and the development of the average value are included in Attachment D.

Expenses for Quality Improvement initiatives are assumed to be 0.61%.

The following is a summary of the Taxes & Fees included in the rate development:

- Pennsylvania Premium Tax is not applicable to this issuer and thus is set to 0.0%.
- Federal Income Tax is set to 0.0%.
- Health Insurance Provider Fee is estimated to be 2.8%.
- Risk Adjustment User Fee is set to \$0.18 PMPM consistent with Federal regulations.
  - Please note that, pursuant to the revised URRT instructions for 2020, the risk adjustment user fee should be captured in the taxes and fees portion of administrative costs. Table 10, column S thus captures this fee.

The Profit/Contingency for all plans is set to 0%.

### **C. Normalized Market-Adjusted Projected Allowed Total Claims**

The normalization factors presented in Table 7 are each determined from the underlying membership demographics expected in the projected rating period. The 2019 values are pulled from the prior year's filing, while the 2020 values represent our projection for 2020 assumed in the 2020 rate development.

### **D. Components of Rate Change**

Table 8 presents the components of change in the proposed 2020 Calibrated Plan Adjusted Index Rate (PMPM). Cell C72 is populated with the base period allowed charges found in the 2019 plan year rate filing (\$560.88).

Table 9 presents the data elements supporting the calculations in Table 8. The 2019 values are populated using the 2019 filed factors adjusted for the membership mix as of February 1, 2019.

## **3. Plan Rate Development**

Table 10 shows the plan rate development for 2020. This table shows the plans that Highmark intends to offer in 2020, as well as all plans offered in the 2019 portfolio. The calibrated plan adjusted index rates for 2018 are calculated according to the instructions. The 2020 rating factors are consistent with the factors found on Worksheet 2 of the URRT. The pricing effect on Table 10 is further broken out into Pricing AV, Benefit Richness, and Non-Funding of CSR Adjustment. Similar to the URRT, the admin effect on Table 10 is broken out into Admin Costs, Taxes and Fees, and Profit or Contingency.

The benefit richness factors in column L are populated with the factors found in Attachment C and the corresponding supporting spreadsheet included with this rate filing. The derivation of the AV and Cost

Sharing factors can also be found in Attachment C. The values in column 8 of the attachment represent the pure induced utilization for each plan. The Company's utilization factors are consistent with those used in the Federal Risk Adjustment program. Each plan's factor was then normalized by the average utilization factor. The average is a weighted average using projected membership as the weight. After normalization the average factor as shown in attachment C is 1.000.

Note that the HHS Actuarial Value Calculator was unable to accommodate all of the Company's benefit designs. Plans needing certification are marked in column I of Table 10. Screen shots of all of the AV calculations and the appropriate certifications can be found as a separate attachment within the *Supporting Documentation* section in SERFF.

For discontinuing plans where members are being mapped into a new plan, an effective rate increase is calculated by comparing the 2019 rate of the discontinuing plan to the 2020 rate of the plan to which the member is being mapped. As requested, some plans are being listed multiple times since these plans have different mappings based on the counties in which the members live.

Columns AG through AP are populated with the February 1, 2019 enrollment by 2020 plan and rating area.

#### **Impact of Non-Payment of Cost Sharing Reduction Subsidies**

In accordance with the Department's guidance, we have applied an additional adjustment for those Silver plans not offered exclusively off-exchange. This adjustment factor was 1.20 and represents the non-payment of Cost Sharing Reduction subsidies. Consistent with the Department's guidance, this adjustment was reflected in Table 10 in Column P.

### **4. Plan Premium Development for 21-Year-Old Non-Tobacco User**

Table 11 presents Highmark's 21-year-old non-tobacco premium in the Individual Market. As mentioned in Section 1.C above, the change in 21-year-old non-tobacco premium PMPM calculated in this table is -1.2%.

## **5. Plan Factors**

### **A. Age and Tobacco Factors**

Please see Table 12 for Highmark's age and tobacco factors.

### **B. Geographic Factors**

Please see Table 13 for Highmark's geographic factors. Highmark's factors for the rating period are unchanged from the currently approved factors.

### **C. Network Factors**

Please see Table 14 for a summary of the Company's network rating factors. The factors presented here represent the medical network factors from the prior approved rate filing (if applicable) and the projected medical network factors for the rating period.

Highmark is introducing broad network plans in the Western Region (Zone C) and in the Central Region (Zone F). Quantitative support for the development of these broad network factors can be found in Attachment F. Highmark is also introducing ACA Select narrow network plans in the Central Region (Zones N & O). These proposed factors are unchanged from the factors used in the prior approved Highmark Health Insurance Company (HHIC) rate filing.

### **D. Service Area Composition**

Highmark's offerings are split into multiple service areas. The Plan Design Summary exhibit uploaded as a separate document contains the service areas related to this filing. As requested, service area maps are included.

## **6. Actuarial Certifications**

I, [REDACTED], am a member of the American Academy of Actuaries and meet its qualification standards for actuaries issuing statements of actuarial opinions in the United States. This filing is prepared on behalf of Highmark to accompany its rate filing (for calendar year 2020) for the Individual Market on and off the Pennsylvania Exchange.

I hereby certify that the projected index rate is, to the best of my knowledge and understanding:

- In compliance with all applicable State and Federal Statutes and Regulations (45 CFR 156.80 and 147.102),
- Developed in compliance with the applicable Actuarial Standards of Practice
- Reasonable in relation to the benefits provided and the population anticipated to be covered
- Neither excessive nor deficient.

I certify that the index rate and only the allowable modifiers as described in 45 CFR 156.80(d)(1) and 45 CFR 156.80(d)(2) were used to generate plan level rates.

I certify that all factors, benefit and other changes from the prior approved filing have been disclosed in the 2019 PA Actuarial Memorandum Rate Exhibits.

I certify that new plans are not considered modifications of existing plans (per the uniform modification standards in 45 CFR 147.106).

I certify that the AV Metal Values included in Table 10 were based entirely on the Federal AV Calculator or one of the approved alternative approaches.

I certify that the geographic rating factors reflect only differences in the costs of delivery (which can include unit cost and provider practice pattern differences) and do not include differences for population morbidity by geographic area.

I certify that the information presented in the PA Actuarial Memorandum and PA Actuarial Memorandum Rate Exhibits is consistent with the information presented in the 2020 Rate Filing Justification.

[Redacted]

[Redacted]

Title: [Redacted]

Date: 07/12/2019

**Highmark Inc.**

**d/b/a Highmark Blue Cross Blue Shield and Highmark Blue Shield**

**Individual Market Product Portfolio**

**Supplemental Exhibits**

Attachment A	Manual Cost Development & Change in Other Calculation
Attachment B	Risk Adjustment Calculation
Attachment C	Induced Demand Calculation
Attachment D	Broker Commission Calculation
Attachment E	Change in Demographics Calculation
Attachment F	Network Factor Support
Attachment G	URRT Average Increase
Attachment H	Milliman Certification



Highmark Inc.

Individual Market

Attachment A - Manual Cost Development & 'Change in Other' Calculation

Manual Cost Development	
Projected Member Months	230,148
Manual Allowed Claims	\$148,327,903
Medical Allowed PMPM	\$644.49
Rx Rebates PMPM	(\$23.36)
Hosp/Phys. Settlement PMPM	\$4.26
Dental Claims PMPM	\$1.65
Pediatric Vision Capitation PMPM	\$0.34
Adjusted Manual Cost PMPM - PID Table 5	\$627.39

Components of 'Change in Other'	Factor
CY2018 Demographic Factor	1.949
<u>CY2020 Demographic Factor</u>	<u>1.953</u>
Change in Demographics	1.002
CY2018 Network Factor	0.992
<u>CY2020 Network Factor</u>	<u>1.034</u>
Change in Network	1.042
Change in Benefits	1.000
Change in Other	0.995
URRT and Table 5 'Change in Other'	1.039

Highmark Inc.

Individual Market

Attachment B - Risk Adjustment Calculation

	2020 Total State Development	2020 Calculated Results
Non-Catastrophic Pool		
Catastrophic Pool		
Composite		

Non-Catastrophic Pool

Catastrophic Pool

Composite

Highmark Inc.

Individual Market

Attachment C - Induced Demand Calculation

Induced Utilization Exhibit							
Plan ID (1)	Metal Level (2)	Projected Membership (3)	Projected Allowed Claims (4)	Projected Paid Claims (5)	Paid to Allowed Factor (6)	AV & Cost Sharing Factor (7)	(7)/(6) (8)
33709PA0870001	Gold	2,388	\$1,929,395.10	\$1,739,962.89	0.902	0.951	1.054
33709PA0870002	Silver	1,908	\$1,470,207.68	\$1,363,555.46	0.927	0.932	1.005
33709PA0870007	Bronze	2,928	\$2,190,454.14	\$1,510,163.29	0.689	0.673	0.976
33709PA0870008	Bronze	2,028	\$1,517,158.81	\$997,709.48	0.658	0.642	0.976
33709PA0870012	Gold	540	\$436,295.37	\$379,409.30	0.870	0.917	1.054
33709PA0870011	Bronze	552	\$412,954.47	\$287,150.01	0.695	0.679	0.976
33709PA0890001	Silver	840	\$647,261.24	\$567,609.16	0.877	0.882	1.005
33709PA0890003	Silver	288	\$221,918.14	\$172,457.71	0.777	0.781	1.005
33709PA0890002	Bronze	60	\$44,886.36	\$30,777.98	0.686	0.669	0.976
33709PA1040001	Catastrophic	336	\$231,254.50	\$138,301.06	0.598	0.584	0.976
33709PA0860001	Gold	384	\$310,254.49	\$279,793.03	0.902	0.951	1.054
33709PA0860002	Silver	372	\$286,644.27	\$265,850.44	0.927	0.932	1.005
33709PA0860007	Bronze	852	\$637,386.25	\$439,432.76	0.689	0.673	0.976
33709PA0860008	Bronze	372	\$278,295.40	\$183,011.80	0.658	0.642	0.976
33709PA0860012	Gold	120	\$96,954.53	\$84,313.18	0.870	0.917	1.054
33709PA0860011	Bronze	108	\$80,795.44	\$56,181.52	0.695	0.679	0.976
33709PA0880001	Silver	120	\$92,465.89	\$81,087.02	0.877	0.882	1.005
33709PA0880003	Silver	60	\$46,232.95	\$35,928.69	0.777	0.781	1.005
33709PA0880002	Bronze	12	\$8,977.27	\$6,155.60	0.686	0.669	0.976
33709PA1050001	Catastrophic	96	\$66,072.72	\$39,514.59	0.598	0.584	0.976
33709PA1080001	Silver	1,404	\$1,123,867.19	\$873,383.12	0.777	0.781	1.005
33709PA0930001	Bronze	1,980	\$1,538,777.59	\$1,069,996.88	0.695	0.679	0.976
33709PA0940006	Gold	5,856	\$4,657,879.17	\$4,090,146.68	0.878	0.926	1.054
33709PA0940005	Gold	15,660	\$12,456,008.84	\$11,268,571.20	0.905	0.954	1.054
33709PA0940004	Silver	26,316	\$19,962,755.94	\$18,474,615.68	0.925	0.930	1.005
33709PA0950002	Silver	14,448	\$10,959,944.44	\$9,719,501.70	0.887	0.892	1.005
33709PA0950003	Silver	1,788	\$1,356,338.64	\$1,052,657.35	0.776	0.780	1.005
33709PA0940002	Bronze	33,240	\$24,480,732.58	\$16,914,256.20	0.691	0.674	0.976
33709PA0940003	Bronze	6,048	\$4,454,256.04	\$3,073,580.49	0.690	0.674	0.976
33709PA0940001	Bronze	14,868	\$10,950,046.09	\$7,280,111.57	0.665	0.649	0.976
33709PA0950001	Bronze	924	\$680,511.34	\$469,373.17	0.690	0.673	0.976
33709PA0960001	Catastrophic	2,136	\$1,447,279.70	\$865,541.28	0.598	0.584	0.976
33709PA0970006	Gold	2,376	\$1,919,699.65	\$1,685,714.22	0.878	0.926	1.054
33709PA0970005	Gold	5,568	\$4,498,690.08	\$4,069,827.67	0.905	0.954	1.054
33709PA0970004	Silver	9,000	\$6,934,941.90	\$6,417,970.89	0.925	0.930	1.005
33709PA0980002	Silver	5,148	\$3,966,786.77	\$3,517,827.21	0.887	0.892	1.005
33709PA0980003	Silver	720	\$554,795.35	\$430,577.87	0.776	0.780	1.005
33709PA0970002	Bronze	12,168	\$9,102,952.87	\$6,289,422.77	0.691	0.674	0.976
33709PA0970003	Bronze	2,172	\$1,624,886.06	\$1,121,223.85	0.690	0.674	0.976
33709PA0970001	Bronze	5,388	\$4,030,794.71	\$2,679,864.08	0.665	0.649	0.976
33709PA0980001	Bronze	360	\$269,318.13	\$185,758.41	0.690	0.673	0.976
33709PA0990001	Catastrophic	888	\$611,172.61	\$365,509.95	0.598	0.584	0.976
33709PA1000006	Gold	2,712	\$2,633,689.17	\$2,312,678.07	0.878	0.926	1.054
33709PA1000005	Gold	6,180	\$6,001,548.33	\$5,429,417.68	0.905	0.954	1.054
33709PA1000004	Silver	8,256	\$7,646,417.13	\$7,076,408.60	0.925	0.930	1.005
33709PA1010002	Silver	4,944	\$4,578,959.09	\$4,060,714.08	0.887	0.892	1.005
33709PA1010003	Silver	1,176	\$1,089,169.88	\$845,307.10	0.776	0.780	1.005
33709PA1000002	Bronze	11,760	\$10,574,464.87	\$7,306,121.56	0.691	0.674	0.976
33709PA1000003	Bronze	4,296	\$3,862,916.76	\$2,665,537.30	0.690	0.674	0.976
33709PA1000001	Bronze	6,696	\$6,020,970.81	\$4,003,027.83	0.665	0.649	0.976
33709PA1010001	Bronze	336	\$302,127.57	\$208,388.26	0.690	0.673	0.976
33709PA1020001	Catastrophic	972	\$804,090.94	\$480,884.17	0.598	0.584	0.976
Total		230,148	\$182,102,655.27	\$144,962,281.86	0.796	0.796	1.000

Highmark Inc.

Individual Market


Attachment C - Induced Demand Calculation

Components of AV & Cost Sharing Factor					
HIOS Plan ID	Metal Level	Paid-to-Allowed Ratio	Induced Utilization Factor	Avg. Benefit Richness	AV & Cost Sharing Factor
33709PA0870001	Gold	0.902	1.080	1.025	0.951
33709PA0870002	Silver	0.927	1.030	1.025	0.932
33709PA0870007	Bronze	0.689	1.000	1.025	0.673
33709PA0870008	Bronze	0.658	1.000	1.025	0.642
33709PA0870012	Gold	0.870	1.080	1.025	0.917
33709PA0870011	Bronze	0.695	1.000	1.025	0.679
33709PA0890001	Silver	0.877	1.030	1.025	0.882
33709PA0890003	Silver	0.777	1.030	1.025	0.781
33709PA0890002	Bronze	0.686	1.000	1.025	0.669
33709PA1040001	Catastrophic	0.598	1.000	1.025	0.584
33709PA0860001	Gold	0.902	1.080	1.025	0.951
33709PA0860002	Silver	0.927	1.030	1.025	0.932
33709PA0860007	Bronze	0.689	1.000	1.025	0.673
33709PA0860008	Bronze	0.658	1.000	1.025	0.642
33709PA0860012	Gold	0.870	1.080	1.025	0.917
33709PA0860011	Bronze	0.695	1.000	1.025	0.679
33709PA0880001	Silver	0.877	1.030	1.025	0.882
33709PA0880003	Silver	0.777	1.030	1.025	0.781
33709PA0880002	Bronze	0.686	1.000	1.025	0.669
33709PA1050001	Catastrophic	0.598	1.000	1.025	0.584
33709PA1080001	Silver	0.777	1.030	1.025	0.781
33709PA0930001	Bronze	0.695	1.000	1.025	0.679
33709PA0940006	Gold	0.878	1.080	1.025	0.926
33709PA0940005	Gold	0.905	1.080	1.025	0.954
33709PA0940004	Silver	0.925	1.030	1.025	0.930
33709PA0950002	Silver	0.887	1.030	1.025	0.892
33709PA0950003	Silver	0.776	1.030	1.025	0.780
33709PA0940002	Bronze	0.691	1.000	1.025	0.674
33709PA0940003	Bronze	0.690	1.000	1.025	0.674
33709PA0940001	Bronze	0.665	1.000	1.025	0.649
33709PA0950001	Bronze	0.690	1.000	1.025	0.673
33709PA0960001	Catastrophic	0.598	1.000	1.025	0.584
33709PA0970006	Gold	0.878	1.080	1.025	0.926
33709PA0970005	Gold	0.905	1.080	1.025	0.954
33709PA0970004	Silver	0.925	1.030	1.025	0.930
33709PA0980002	Silver	0.887	1.030	1.025	0.892
33709PA0980003	Silver	0.776	1.030	1.025	0.780
33709PA0970002	Bronze	0.691	1.000	1.025	0.674
33709PA0970003	Bronze	0.690	1.000	1.025	0.674
33709PA0970001	Bronze	0.665	1.000	1.025	0.649
33709PA0980001	Bronze	0.690	1.000	1.025	0.673
33709PA0990001	Catastrophic	0.598	1.000	1.025	0.584
33709PA1000006	Gold	0.878	1.080	1.025	0.926
33709PA1000005	Gold	0.905	1.080	1.025	0.954
33709PA1000004	Silver	0.925	1.030	1.025	0.930
33709PA1010002	Silver	0.887	1.030	1.025	0.892
33709PA1010003	Silver	0.776	1.030	1.025	0.780
33709PA1000002	Bronze	0.691	1.000	1.025	0.674
33709PA1000003	Bronze	0.690	1.000	1.025	0.674
33709PA1000001	Bronze	0.665	1.000	1.025	0.649
33709PA1010001	Bronze	0.690	1.000	1.025	0.673
33709PA1020001	Catastrophic	0.598	1.000	1.025	0.584

**Highmark Inc.**

**Individual Market**

**Attachment D - Broker Commission Calculation**





Highmark Inc.

Individual Market

Attachment F - Network Factor Support

[Redacted]	
[Redacted]	
[Redacted]	
[Redacted]	[Redacted]
[Redacted]	[Redacted]
[Redacted]	
[Redacted]	[Redacted]
[Redacted]	[Redacted]
[Redacted]	[Redacted]

[Redacted]	
[Redacted]	
[Redacted]	
[Redacted]	[Redacted]
[Redacted]	[Redacted]
[Redacted]	
[Redacted]	[Redacted]
[Redacted]	[Redacted]
[Redacted]	[Redacted]

Highmark Inc.

Individual Market

Attachment G - URRT Average Increase

HIOS Plan ID	URRT Plan Category	URRT Current Enrollment	Current Enrollment in Renewing Plans	Current Avg Rate	Projected Avg Rate	Cumulative Rate Change %
33709PA0380003	Terminated	56	0	\$ 424.82	\$ -	0.00%
33709PA0380004	Terminated	37	0	\$ 424.82	\$ -	0.00%
33709PA0860001	Renewing	36	36	\$ 742.66	\$ 742.66	0.00%
33709PA0860002	Renewing	24	24	\$ 741.12	\$ 728.37	-1.72%
33709PA0860004	Terminated	0	0	\$ -	\$ -	0.00%
33709PA0860006	Terminated	0	0	\$ -	\$ -	0.00%
33709PA0860007	Renewing	120	120	\$ 539.61	\$ 525.69	-2.58%
33709PA0860008	Renewing	22	22	\$ 499.48	\$ 501.43	0.39%
33709PA0860011	New	0	0	\$ -	\$ -	0.00%
33709PA0860012	New	0	0	\$ -	\$ -	0.00%
33709PA0870001	Renewing	247	247	\$ 742.66	\$ 742.66	0.00%
33709PA0870002	Renewing	93	93	\$ 741.12	\$ 728.37	-1.72%
33709PA0870004	Terminated	0	0	\$ -	\$ -	0.00%
33709PA0870006	Terminated	0	0	\$ -	\$ -	0.00%
33709PA0870007	Renewing	277	277	\$ 539.61	\$ 525.69	-2.58%
33709PA0870008	Renewing	116	116	\$ 499.48	\$ 501.43	0.39%
33709PA0870011	New	0	0	\$ -	\$ -	0.00%
33709PA0870012	New	0	0	\$ -	\$ -	0.00%
33709PA0880001	Renewing	7	7	\$ 706.38	\$ 688.72	-2.50%
33709PA0880002	New	0	0	\$ -	\$ -	0.00%
33709PA0880003	New	0	0	\$ -	\$ -	0.00%
33709PA0890001	Renewing	45	45	\$ 706.38	\$ 688.72	-2.50%
33709PA0890002	New	0	0	\$ -	\$ -	0.00%
33709PA0890003	New	0	0	\$ -	\$ -	0.00%
33709PA0930001	New	0	0	\$ -	\$ -	0.00%
33709PA0940001	New	0	0	\$ -	\$ -	0.00%
33709PA0940002	New	0	0	\$ -	\$ -	0.00%
33709PA0940003	New	0	0	\$ -	\$ -	0.00%
33709PA0940004	New	0	0	\$ -	\$ -	0.00%
33709PA0940005	New	0	0	\$ -	\$ -	0.00%
33709PA0940006	New	0	0	\$ -	\$ -	0.00%
33709PA0950001	New	0	0	\$ -	\$ -	0.00%
33709PA0950002	New	0	0	\$ -	\$ -	0.00%
33709PA0950003	New	0	0	\$ -	\$ -	0.00%
33709PA0960001	New	0	0	\$ -	\$ -	0.00%
33709PA0970001	New	0	0	\$ -	\$ -	0.00%
33709PA0970002	New	0	0	\$ -	\$ -	0.00%
33709PA0970003	New	0	0	\$ -	\$ -	0.00%
33709PA0970004	New	0	0	\$ -	\$ -	0.00%
33709PA0970005	New	0	0	\$ -	\$ -	0.00%
33709PA0970006	New	0	0	\$ -	\$ -	0.00%
33709PA0980001	New	0	0	\$ -	\$ -	0.00%
33709PA0980002	New	0	0	\$ -	\$ -	0.00%
33709PA0980003	New	0	0	\$ -	\$ -	0.00%
33709PA0990001	New	0	0	\$ -	\$ -	0.00%
33709PA1000001	New	0	0	\$ -	\$ -	0.00%
33709PA1000002	New	0	0	\$ -	\$ -	0.00%
33709PA1000003	New	0	0	\$ -	\$ -	0.00%
33709PA1000004	New	0	0	\$ -	\$ -	0.00%
33709PA1000005	New	0	0	\$ -	\$ -	0.00%
33709PA1000006	New	0	0	\$ -	\$ -	0.00%
33709PA1010001	New	0	0	\$ -	\$ -	0.00%
33709PA1010002	New	0	0	\$ -	\$ -	0.00%
33709PA1010003	New	0	0	\$ -	\$ -	0.00%
33709PA1020001	New	0	0	\$ -	\$ -	0.00%
33709PA1040001	New	0	0	\$ -	\$ -	0.00%
33709PA1050001	New	0	0	\$ -	\$ -	0.00%
33709PA1080001	New	0	0	\$ -	\$ -	0.00%
<b>Total</b>		<b>1,080</b>	<b>987</b>	<b>\$ 624.89</b>	<b>\$ 617.12</b>	<b>-1.24%</b>





## ACTUARIAL MEMORANDUM

### Highmark Inc.

#### Individual Rate Filing - January 1, 2020

I, [REDACTED], am a member of the American Academy of Actuaries and meet its qualification standards for preparing individual rate filings. As a consulting actuary, I was requested by Highmark Inc. (“Highmark”) to review the development of the market-wide base rate for the individual market on and off the Pennsylvania Exchange. The confidential material presented in this filing was prepared for the specific purpose of submitting the rating formula for the Pennsylvania Insurance Department and may not be appropriate for other purposes. This filing represents premium rates for individuals sold or renewed effective January 1, 2020. The rates are guaranteed until December 31, 2020.

To the best of my knowledge and judgment, the following are true with respect to this filing:

1. Premium rates are established in accordance with generally accepted actuarial principles and the applicable Actuarial Standards of Practice. They are not excessive, inadequate, or unfairly discriminatory. Rates are reasonable in relationship to the benefits provided. However, it is certain that actual experience will not conform exactly to the assumptions used in this analysis. To the extent that actual experience is different from the assumptions used in developing the rates, the actual results will also deviate from the projected amounts.
2. In compliance with all applicable Pennsylvania and Federal Statutes and Regulations (45 CFR 156.80 and 147.102).
3. The rating factors and rating methodology are reasonable and consistent with Highmark’s business plan at the time of the filing.

[REDACTED]  
[REDACTED]  
Fellow, Society of Actuaries  
Member, American Academy of Actuaries  
May 17, 2019

**PA Rate Template Part I**  
**Data Relevant to the Rate Filing**

**Table 0. Identifying Information**

Carrier Name:	HMARK		
Product(s):	EPO		
Market Segment:	Individual		
Rate Effective Date:	01/01/2020	to	12/31/2020
Base Period Start Date:	01/01/2018	to	12/31/2018
Date of Most Recent Membership	02/01/2019		

**Table 1. Number of Members**

	Member-months	Members	Member-months
	Experience Period	Current Period (as of 02-01-2019)	Projected Rating Period
Average Age	43.6	44.2	45.5
Total	15,929	1,206	230,148
<18	1,526	96	14,468
18-24	1,016	67	13,591
25-29	1,220	133	16,908
30-34	1,111	77	15,969
35-39	985	74	16,416
40-44	1,039	74	15,348
45-49	1,384	96	21,177
50-54	1,942	130	24,229
55-59	2,375	194	36,042
60-63	2,643	200	42,916
64+	688	65	13,293

\*Tables 1, 2 and 4 must include data for all non-grandfathered business (ACA compliant and Transitional)

**Table 2. Experience Period Claims and Premiums**

Earned Premium	Paid Claims	Ultimate Incurred Claims	Member Months	Estimated Cost Sharing (Member & HHS)	Allowed Claims (Non-Capitated)	Non-EHB portion of Allowed Claims	Total Prescription Drug Rebates*	Total EHB Capitation	Total Non-EHB Capitation	Estimated Risk Adjustment
\$ 9,091,542.57	\$ 7,985,806.78	\$ 8,305,197.16	15,929	\$ 3,116,815.00	\$ 11,422,012.15	\$ -	\$ (344,544.27)	\$ 5,415.86	\$ -	\$ 981,359.98
<b>Experience Period Total Allowed EHB Claims + EHB Capitation PMPM (net of prescription drug rebates)</b>										\$ 695.77
<b>Loss Ratio</b>										<b>79.08%</b>

\*Express Prescription Drug Rebates as a negative number

**Table 3. Trend Components**

Service Category	Cost*	Utilization*	Induced Demand*	Composite Trend	Weight*
Inpatient Hospital				0.00%	
Outpatient Hospital				0.00%	
Professional				0.00%	
Other Medical				0.00%	
Capitation					
Prescription Drugs				0.00%	
Total Annual Trend				0.00%	0.00%
Months of Trend				24	
Total Applied Trend Projection Factor				1.000	

\* Express Cost, Utilization, Induced Utilization and Weight as percentages

\*\* Should = URRT Trend

Table 4. Historical Experience

Month-Year	Total Annual Premium	Incurred Claims	Completion Factors*	Ultimate Incurred Claims	Members	Ultimate Incurred PMPM	Estimated Annual Cost Sharing (Member + HHS)	Prescription Drug Rebates**	Allowed Claims (Net of Prescription Drug Rebates)	Allowed PMPM
Jan-15		\$ 68,890,732.34	1.0000	\$ 68,890,732.34	206,469	\$ 333.66		\$ (1,219,535.85)	\$ 93,493,583.37	\$ 452.82
Feb-15		\$ 67,236,439.31	1.0000	\$ 67,236,439.31	210,332	\$ 319.67		\$ (1,201,606.58)	\$ 89,022,500.60	\$ 423.25
Mar-15		\$ 79,221,924.77	1.0000	\$ 79,221,924.77	222,196	\$ 356.54		\$ (1,368,860.26)	\$ 105,252,343.73	\$ 473.69
Apr-15		\$ 84,864,975.63	1.0000	\$ 84,864,975.63	220,010	\$ 385.73		\$ (1,439,509.68)	\$ 108,372,467.50	\$ 492.58
May-15		\$ 80,262,285.09	1.0000	\$ 80,262,285.09	218,580	\$ 367.20		\$ (1,364,586.06)	\$ 102,612,821.88	\$ 469.45
Jun-15		\$ 82,029,678.71	1.0000	\$ 82,029,678.71	216,370	\$ 379.12		\$ (1,468,540.38)	\$ 104,015,032.37	\$ 480.73
Jul-15		\$ 83,543,020.99	1.0000	\$ 83,543,020.99	214,271	\$ 389.89		\$ (1,473,018.44)	\$ 104,746,993.68	\$ 488.85
Aug-15		\$ 81,372,276.02	1.0000	\$ 81,372,276.02	211,815	\$ 384.16		\$ (1,444,469.59)	\$ 103,977,108.68	\$ 481.44
Sep-15		\$ 80,239,929.98	1.0000	\$ 80,239,929.98	209,300	\$ 383.37		\$ (1,430,038.31)	\$ 99,982,382.95	\$ 477.70
Oct-15		\$ 86,733,163.52	1.0000	\$ 86,733,163.52	206,373	\$ 420.27		\$ (1,579,654.40)	\$ 106,773,517.35	\$ 517.38
Nov-15		\$ 83,875,463.28	1.0000	\$ 83,875,463.28	201,822	\$ 415.59		\$ (1,511,191.10)	\$ 102,699,278.20	\$ 508.86
Dec-15	\$ 387,876,714.95	\$ 93,502,651.95	1.0000	\$ 93,502,651.95	191,858	\$ 487.35	\$ 278,136,638.00	\$ (1,767,203.33)	\$ 113,692,935.38	\$ 592.59
Jan-16		\$ 10,205,707.20	1.0000	\$ 10,205,707.20	43,292	\$ 235.74		\$ (314,006.65)	\$ 16,293,975.88	\$ 376.37
Feb-16		\$ 11,759,750.40	1.0000	\$ 11,759,750.40	42,810	\$ 274.70		\$ (328,506.46)	\$ 16,948,569.47	\$ 395.90
Mar-16		\$ 13,332,728.68	1.0000	\$ 13,332,728.68	42,855	\$ 311.11		\$ (380,544.39)	\$ 18,460,162.38	\$ 430.76
Apr-16		\$ 12,826,082.34	1.0000	\$ 12,826,194.64	42,351	\$ 302.85		\$ (353,802.55)	\$ 17,282,666.41	\$ 408.08
May-16		\$ 12,272,414.04	1.0000	\$ 12,272,806.76	41,593	\$ 295.07		\$ (339,929.58)	\$ 16,470,057.53	\$ 395.98
Jun-16		\$ 13,409,520.36	1.0000	\$ 13,410,055.64	41,087	\$ 326.38		\$ (360,227.24)	\$ 17,387,986.22	\$ 423.20
Jul-16		\$ 12,601,250.23	0.9999	\$ 12,602,560.42	40,591	\$ 310.48		\$ (322,864.24)	\$ 16,093,241.14	\$ 396.47
Aug-16		\$ 13,967,268.03	0.9998	\$ 13,969,373.72	40,179	\$ 347.68		\$ (344,360.50)	\$ 17,740,491.48	\$ 441.54
Sep-16		\$ 13,106,061.93	0.9998	\$ 13,108,028.98	39,554	\$ 331.40		\$ (341,697.83)	\$ 16,372,511.86	\$ 413.93
Oct-16		\$ 13,068,114.57	0.9998	\$ 13,070,119.37	38,907	\$ 335.93		\$ (340,716.61)	\$ 16,180,820.63	\$ 415.88
Nov-16		\$ 12,779,295.49	0.9998	\$ 12,781,463.01	38,173	\$ 334.83		\$ (332,672.80)	\$ 15,841,069.74	\$ 414.98
Dec-16	\$ 759,501,734.66	\$ 13,632,279.67	0.9998	\$ 13,632,674.14	36,192	\$ 376.95	\$ 52,954,221.76	\$ (378,670.15)	\$ 16,726,072.99	\$ 462.15
Jan-17		\$ 6,639,006.02	0.9997	\$ 6,641,111.15	17,950	\$ 369.98		\$ (254,818.60)	\$ 9,322,503.18	\$ 519.36
Feb-17		\$ 6,739,328.13	0.9994	\$ 6,743,304.18	16,945	\$ 397.95		\$ (268,962.51)	\$ 8,780,315.10	\$ 518.17
Mar-17		\$ 8,081,688.28	0.9994	\$ 8,086,431.19	16,636	\$ 486.08		\$ (313,905.66)	\$ 10,210,394.38	\$ 613.75
Apr-17		\$ 7,269,913.04	0.9991	\$ 7,276,418.15	16,258	\$ 447.56		\$ (255,304.48)	\$ 8,988,773.25	\$ 552.88
May-17		\$ 7,805,787.21	0.9987	\$ 7,815,736.35	15,980	\$ 489.09		\$ (277,158.64)	\$ 9,645,310.33	\$ 603.59
Jun-17		\$ 7,422,042.74	0.9986	\$ 7,432,663.60	15,734	\$ 472.40		\$ (301,271.81)	\$ 9,111,930.73	\$ 579.12
Jul-17		\$ 7,150,948.91	0.9981	\$ 7,164,227.32	15,416	\$ 464.73		\$ (252,856.00)	\$ 8,599,855.55	\$ 557.85
Aug-17		\$ 7,276,295.15	0.9977	\$ 7,293,083.51	15,210	\$ 479.49		\$ (287,512.17)	\$ 8,706,108.04	\$ 572.39
Sep-17		\$ 5,737,936.87	0.9973	\$ 5,753,573.27	14,975	\$ 384.21		\$ (241,833.97)	\$ 7,004,401.16	\$ 467.74
Oct-17		\$ 7,464,742.93	0.9965	\$ 7,490,622.78	14,730	\$ 505.53		\$ (255,873.14)	\$ 8,914,899.20	\$ 605.22
Nov-17		\$ 6,536,499.82	0.9958	\$ 6,563,886.80	14,484	\$ 453.18		\$ (270,172.36)	\$ 7,777,075.36	\$ 536.94
Dec-17	\$ 79,840,609.68	\$ 6,558,922.56	0.9955	\$ 6,588,508.56	13,810	\$ 477.08	\$ 23,206,635.08	\$ (257,671.79)	\$ 7,757,294.55	\$ 561.72
Jan-18		\$ 542,211.86	0.9947	\$ 545,078.72	1,531	\$ 356.03		\$ (31,346.84)	\$ 837,432.52	\$ 546.98
Feb-18		\$ 554,150.49	0.9931	\$ 558,028.34	1,425	\$ 391.60		\$ (28,918.28)	\$ 845,088.96	\$ 593.04
Mar-18		\$ 692,132.30	0.9907	\$ 698,603.36	1,395	\$ 500.79		\$ (31,560.71)	\$ 952,205.77	\$ 682.58
Apr-18		\$ 874,318.40	0.9912	\$ 882,119.99	1,381	\$ 638.75		\$ (30,148.46)	\$ 1,055,071.39	\$ 763.99
May-18		\$ 851,947.33	0.9878	\$ 862,451.06	1,348	\$ 639.80		\$ (35,469.77)	\$ 1,056,747.89	\$ 783.94
Jun-18		\$ 670,462.55	0.9859	\$ 680,057.34	1,325	\$ 513.25		\$ (29,722.06)	\$ 893,718.82	\$ 674.50
Jul-18		\$ 526,423.90	0.9777	\$ 538,427.73	1,302	\$ 413.54		\$ (29,278.67)	\$ 760,213.16	\$ 583.88
Aug-18		\$ 774,269.30	0.9560	\$ 809,904.54	1,279	\$ 633.23		\$ (25,699.46)	\$ 1,052,075.37	\$ 822.58
Sep-18		\$ 527,840.01	0.9526	\$ 554,114.03	1,263	\$ 438.73		\$ (23,805.08)	\$ 792,922.98	\$ 627.81
Oct-18		\$ 710,035.15	0.9273	\$ 765,719.45	1,246	\$ 611.54		\$ (25,585.93)	\$ 946,573.31	\$ 759.69
Nov-18		\$ 591,731.33	0.9234	\$ 640,829.60	1,231	\$ 520.58		\$ (26,665.85)	\$ 879,267.20	\$ 714.27
Dec-18	\$ 9,091,542.57	\$ 670,294.21	0.8703	\$ 770,191.84	1,203	\$ 640.23	\$ 3,115,664.05	\$ (26,343.17)	\$ 1,005,328.48	\$ 835.68

\* Express Completion Factor as a percentage

\*\* Express Prescription Drug Rebates as a negative number

Carrier Name: HMARK  
 Product(s): EPO  
 Market Segment: Individual  
 Rate Effective Date: 01/01/2020

Table 2b. Manual Experience Period Claims and Premiums

Earned Premium	Paid Claims	Ultimate Incurred Claims	Member Months	Estimated Cost Sharing (Member & HHS)	Allowed Claims (Non-Capitated)	Non-EHB portion of Allowed Claims	Total Prescription Drug Rebates*	Total EHB Capitation	Total Non-EHB Capitation	Estimated Risk Adjustment
			230,148		\$ 149,689,217.11	\$ -	\$ (5,375,796.98)	\$ 78,250.32	\$ -	\$ 627.39
Experience Period Total Allowed EHB Claims + EHB Capitation PMPM (net of prescription drug rebates)										\$ -
Loss Ratio										0.00%

\*Express Prescription Drug Rebates as a negative number

Table 3b. Manual Trend Components

Service Category	Cost*	Utilization*	Induced Utilization*	Composite Trend	Weight*
Inpatient Hospital	4.50%	2.87%	-0.35%	7.13%	18.04%
Outpatient Hospital	4.50%	2.87%	-0.35%	7.13%	36.35%
Professional	4.50%	2.87%	-0.35%	7.13%	21.38%
Other Medical	4.50%	2.87%	-0.35%	7.13%	2.15%
Capitation				-25.51%	0.05%
Prescription Drugs	4.50%	2.87%	-0.35%	7.13%	22.03%
Total Annual Trend				7.11%	100.00%
Months of Trend				24	
Total Applied Trend Projection Factor				1.147	

\* Express Cost, Utilization, Induced Utilization and Weight as percentages

Table 4b. Historical Manual Experience

Month-Year	Total Annual Premium	Incurred Claims	Completion Factors*	Ultimate Incurred Claims	Members	Ultimate Incurred PMPM	Estimated Annual Cost Sharing (Member + HHS)	Prescription Drug Rebates**	Allowed Claims (Net of Prescription Drug Rebates)	Allowed PMPM
Jan-15				#DIV/0!		#DIV/0!				#DIV/0!
Feb-15				#DIV/0!		#DIV/0!				#DIV/0!
Mar-15				#DIV/0!		#DIV/0!				#DIV/0!
Apr-15				#DIV/0!		#DIV/0!				#DIV/0!
May-15				#DIV/0!		#DIV/0!				#DIV/0!
Jun-15				#DIV/0!		#DIV/0!				#DIV/0!
Jul-15				#DIV/0!		#DIV/0!				#DIV/0!
Aug-15				#DIV/0!		#DIV/0!				#DIV/0!
Sep-15				#DIV/0!		#DIV/0!				#DIV/0!
Oct-15				#DIV/0!		#DIV/0!				#DIV/0!
Nov-15				#DIV/0!		#DIV/0!				#DIV/0!
Dec-15				#DIV/0!		#DIV/0!				#DIV/0!
Jan-16				#DIV/0!		#DIV/0!				#DIV/0!
Feb-16				#DIV/0!		#DIV/0!				#DIV/0!
Mar-16				#DIV/0!		#DIV/0!				#DIV/0!
Apr-16				#DIV/0!		#DIV/0!				#DIV/0!
May-16				#DIV/0!		#DIV/0!				#DIV/0!
Jun-16				#DIV/0!		#DIV/0!				#DIV/0!
Jul-16				#DIV/0!		#DIV/0!				#DIV/0!
Aug-16				#DIV/0!		#DIV/0!				#DIV/0!
Sep-16				#DIV/0!		#DIV/0!				#DIV/0!
Oct-16				#DIV/0!		#DIV/0!				#DIV/0!
Nov-16				#DIV/0!		#DIV/0!				#DIV/0!
Dec-16				#DIV/0!		#DIV/0!				#DIV/0!
Jan-17				#DIV/0!		#DIV/0!				#DIV/0!
Feb-17				#DIV/0!		#DIV/0!				#DIV/0!
Mar-17				#DIV/0!		#DIV/0!				#DIV/0!
Apr-17				#DIV/0!		#DIV/0!				#DIV/0!
May-17				#DIV/0!		#DIV/0!				#DIV/0!
Jun-17				#DIV/0!		#DIV/0!				#DIV/0!
Jul-17				#DIV/0!		#DIV/0!				#DIV/0!
Aug-17				#DIV/0!		#DIV/0!				#DIV/0!
Sep-17				#DIV/0!		#DIV/0!				#DIV/0!
Oct-17				#DIV/0!		#DIV/0!				#DIV/0!
Nov-17				#DIV/0!		#DIV/0!				#DIV/0!
Dec-17				#DIV/0!		#DIV/0!				#DIV/0!
Jan-18				#DIV/0!		#DIV/0!				#DIV/0!
Feb-18				#DIV/0!		#DIV/0!				#DIV/0!
Mar-18				#DIV/0!		#DIV/0!				#DIV/0!
Apr-18				#DIV/0!		#DIV/0!				#DIV/0!
May-18				#DIV/0!		#DIV/0!				#DIV/0!
Jun-18				#DIV/0!		#DIV/0!				#DIV/0!
Jul-18				#DIV/0!		#DIV/0!				#DIV/0!
Aug-18				#DIV/0!		#DIV/0!				#DIV/0!
Sep-18				#DIV/0!		#DIV/0!				#DIV/0!
Oct-18				#DIV/0!		#DIV/0!				#DIV/0!
Nov-18				#DIV/0!		#DIV/0!				#DIV/0!
Dec-18				#DIV/0!		#DIV/0!				#DIV/0!

\* Express Completion Factor as a percentage

\*\*Express Prescription Drug Rebates as a negative number

**PA Rate Template Part II**  
**Rate Development and Change**

<b>Carrier Name:</b>	HMARK
<b>Product(s):</b>	EPO
<b>Market Segment:</b>	Individual
<b>Rate Effective Date:</b>	01/01/2020

**Table 5. Development of the Projected Index Rate, Market-Adjusted Index Rate, and Total Allowed Claims**

Development of the Projected Index Rate	Actual Experience Data	Manual Data	
Total Allowed EHB Claims + EHB Capitation PMPM (net of prescription drug rebates) PMPM	\$ 695.77	\$ 627.39	<- Actual Experience PMPM should be consistent with the Index Rate for Experience Period
Two year trend projection Factor	1.000	1.147	
Unadjusted Projected Allowed EHB Claims PMPM	\$ 695.77	\$ 719.78	
<b>Single Risk Pool Adjustment Factors</b>			
Change in Morbidity		1.060	<- See URRT Instructions
Change in Other	0.000	1.039	
Change in Demographics		1.002	<- See URRT Instructions
Change in Network		1.042	
Change in Benefits		1.000	<- See URRT Instructions
Change in Other		0.995	<- See URRT Instructions
Total Adjusted Projected Allowed EHB Claims PMPM	\$ -	\$ 792.44	
Credibility Factors	0%	100%	<- See Instructions
Blended Projected EHB Claims PMPM		\$ 792.44	<- Projected Index Rate
<b>Development of the Market-Adjusted Index Rate and Total Allowed Claims</b>			
Adjusted Projected Allowed EHB Claims PMPM	\$ 792.44		<- Index Rate for Projection Period on URRT - Individual or First Quarter Small Group
Adjusted Projected Allowed EHB Claims PMPM [will only populate for small group filings]	\$ -		
Projected Paid to Allowed Ratio	0.796		
Projected Paid EHB Claims PMPM	\$ 630.82		
<b>Market-wide Adjustments</b>			
Projected Risk Adjustment PMPM	\$ 27.75		
Projected Paid Exchange User Fees PMPM	\$ 18.05		
Market-Adjusted Projected Paid EHB Claims PMPM	\$ 621.12		
Market-Adjusted Projected Allowed EHB Claims PMPM	\$ 780.25		<- Market-Adjusted Index Rate
Projected Allowed Non-EHB Claims PMPM	\$ -		
Market-Adjusted Projected Paid Total Claims PMPM	\$ 621.12		
Market-Adjusted Projected Allowed Total Claims PMPM	\$ 780.25		

**Table 6. Retention**

Retention Items - Express in percentages	Percentages	PMPM Amounts
Administrative Expenses	8.42%	\$58.90
General and Claims	7.56%	\$52.92
Agent/Broker Fees and Commissions	0.24%	\$1.71
Quality Improvement Initiatives	0.61%	\$4.27
Taxes and Fees	2.83%	\$19.77
RA User Fee	0.03%	\$0.18
PA Premium Tax (if applicable)	0.00%	\$0.00
Federal Income Tax	0.00%	\$0.00
Health Insurance Providers Fee (Prorated for Small Groups only)	2.80%	\$19.59
Profit/Contingency (after tax)	0.00%	\$0.00
Total Retention	11.24%	\$78.67
Projected Required Revenue PMPM		\$ 699.79

**Table 8. Components of Rate Change**

Rate Components	2019	2020	Difference	Percent Change
A. Calibrated Plan Adjusted Index Rate (PMPM)	\$ 346.44	\$ 342.42	-\$4.01	-1.2%
B. Base period allowed claims before normalization	\$ 560.88	\$ 627.39	\$66.51	19.2%
C. Normalization factor component of change	\$ (258.14)	\$ (324.36)	-\$66.22	-19.1%
D. Change in Normalized Allowed Claims Adjustment Components				
D1. Base period allowed claims after normalization	\$ 302.74	\$ 303.03	\$ 0.28	0.1%
D2. URRT Trend	\$ 52.97	\$ 44.63	\$ (8.34)	-2.4%
D3. URRT Morbidity	\$ 90.53	\$ 20.86	\$ (69.67)	-20.1%
D4. URRT Other	\$ (10.89)	\$ 14.23	\$ 25.13	7.3%
D5. Normalized URRT RA/Rt on an allowed basis	\$ (61.81)	\$ (16.84)	\$ 44.97	13.0%
D6. Normalized Exchange User Fee on an allowed basis	\$ 8.20	\$ 10.95	\$ 2.76	0.8%
D7. Subtotal - Sum(D1:D6)	\$ 381.74	\$ 376.86	\$ (4.88)	-1.4%
E. Change in Allowable Plan Adjusted Level Components				
E1. Network	\$ -	\$ -	\$ -	0.0%
E2. Pricing AV	\$ -93.91235692	\$ (81.97)	\$ 11.94	3.4%
E3. Benefit Richness	\$ 7.52	\$ 8.20	\$ 0.69	0.2%
E4. Catastrophic Eligibility	\$ 9.16	\$ (0.41)	\$ (9.57)	-2.8%
E5. Subtotal - Sum(E1:E4)	\$ (77.24)	\$ (74.18)	\$ 3.06	0.9%
F. Change in Retention Components				
F1. Administrative Expenses	\$ 35.75	\$ 28.82	\$ (6.93)	-2.0%
F2. Taxes and Fees	\$ 0.09	\$ 9.68	\$ 9.59	2.8%
F3. Profit and/or Contingency	\$ -	\$ -	\$ -	0.0%
F4. Subtotal - Sum(F1:F3)	\$ 35.84	\$ 38.50	\$ 2.65	0.8%
G. Change in Miscellaneous Items	\$ 6.09	\$ 1.24	\$ (4.85)	-1.4%
H. Sum of Components of Rate Change (should approximate the change shown in line A)	\$ 346.44	\$ 342.42	\$ (4.01)	-1.2%

od on URR

For Informational Purposes only - No input required.

Blended Base Period Unadjusted Claims before Normalization	\$	627.39	<- Index Rate of Experience Period on URRT
Blended Earned Premium	\$	-	
Blended Loss Ratio		0.00%	

Table 5A. Small Group Projected Index Rate with Quarterly Trend

Effective Date	01/01/2020	04/01/2020	07/01/2020	10/01/2020	Total Single Risk Pool
# of Member Months Renewing in Quarter					-
Adjusted Projected Allowed EHB Claims PMPM Q1	\$ 792.44	\$ 792.44	\$ 792.44	\$ 792.44	\$ 792.44
Months of Trend	-	3	6	9	
Annual Trend	7.11%	7.11%	7.11%	7.11%	
Single Risk Pool Projected Allowed Claims	\$ 792.44	\$ 806.16	\$ 820.12	\$ 834.33	\$ -
Quarterly Trend Factor	100.0%	101.7%	103.5%	105.3%	0.0%
2020 Trend Factors by Quarter	#DIV/0!	#DIV/0!	#DIV/0!	#DIV/0!	

Table 7. Normalized Market-Adjusted Projected Allowed Total Claims

Normalization Factors	2019	2020
Average Age Factor	1.848	1.886
Average Geographic Factor	0.970	1.029
Average Tobacco Factor	1.008	1.008
Average Benefit Richness (induced demand)	1.025	1.025
Average Network Factor	1.000	1.034
Market-Adjusted Projected Allowed Total Claims PMPM	\$ 707.23	\$ 780.25
Normalized Market-Adjusted Projected Allowed Total Claims PMPM	\$ 381.74	\$ 376.86

Table 9. Year-over-Year Data to Support Table 8

	2019	2020	
Paid-to-Allowed	0.765	0.796	
URRT Trend (Total Applied Trend Factor)	1.175	1.147	<- URRT W1, S2
URRT Morbidity	1.254	1.060	<- URRT W1, S2
URRT "Other"	0.976	1.039	<- URRT W1, S2
Risk Adjustment	\$ (87.63)	\$ (27.75)	<- URRT W1, S3
Exchange User Fee	\$ 11.62	\$ 18.05	<- URRT W1, S3
Capitation	\$ -	\$ 0.20	<- URRT W1, S2
Network	1.000	1.000	
Pricing AV	0.754	0.782	<- For 2019 in cell J81, please include a factor equal to the product of the average Pricing AV and the Non-Funding of CSR Adjustment
Benefit Richness	1.026	1.028	
Catastrophic Eligibility	1.031	0.999	
Administrative Expenses	10.32%	8.42%	
Taxes and Fees	0.03%	2.83%	
Profit and/or Contingency	0.00%	0.00%	

**PA Rate Template Part III**  
**Table 10. Plan Rates**

Carrier Name: HMARK  
 Product(s): EPO  
 Market Segment: Individual  
 Rate Effective Date: 01/01/2020  
 Base Period Start Date: 01/01/2018  
 Date of Most Recent Membership: 02/01/2019  
 Market Adjusted Index Rate: \$ 780.25

																45 CFR Part 156.8 (d) (2) Allowable Factors						
Plan Number	HIOS Plan ID (Standard Component)	Plan Type (HMO, POS, PPO, EPO, Indemnity, Other)	1/1/2019 Plan Marketing Name	Existing, Modified, New, Discontinued & Mapped, Discontinued & Not Mapped (E,M,N,DM, DNM) for 2020	1/1/2020 Plan HIOS Plan ID (If 1/1/2019 Plan Discontinued & Mapped)	Metallic Tier	Metallic Tier Actuarial Value	Standard AV, Approach (1), Approach (2)	Exchange On/Off or Off	Pricing AV (company-determined AV)	Benefit Richness (induced demand)	Benefits in addition to EHB	Provider Network	Catastrophic Eligibility	Non-Funding of CSR Adjustment	Pure Premium						
<b>Totals</b>							0.699			0.782	1.003	1.000	0.967	0.999	1.033	\$ 594.05						
Transitional Plans	TRANSITIONAL	N/A	TRANSITIONAL	DNM	TRANSITIONAL	N/A	N/A	N/A	N/A	N/A	N/A	N/A	N/A	N/A	N/A	N/A						
Plan 1	33709PA0380003	PPO	Major Events Blue PPO, a Community Blue Plan 7900	DNM												\$0.00						
Plan 2a	33709PA0380004	PPO	Major Events Blue PPO, a Community Blue Plan 7900	DM	33709PA1050001	Catastrophic	0.575	Standard AV	On/Off	0.598	0.976	1.000	0.967	0.920	1.000	\$405.28						
Plan 2b	33709PA0380004	PPO	Major Events Blue PPO, a Community Blue Plan 7900	DNM												\$0.00						
Plan 2c	33709PA0380004	PPO	Major Events Blue PPO, a Community Blue Plan 7900	DM	33709PA1040001	Catastrophic	0.575	Standard AV	On/Off	0.598	0.976	1.000	0.967	0.920	1.000	\$405.28						
Plan 3	33709PA0860001	EPO	my Direct Blue Conemaugh EPO Gold 1000 - 2 Free PCP Visits	M		Gold	0.815	Approach (1)	On/Off	0.902	1.054	1.000	0.967	1.000	1.000	\$717.43						
Plan 4	33709PA0860002	EPO	my Direct Blue Conemaugh EPO Silver 2400 - 2 Free PCP Visits	M		Silver	0.72	Approach (1)	On/Off	0.773	1.005	1.000	0.967	1.000	1.200	\$703.67						
Plan 5	33709PA0860007	EPO	my Direct Blue Conemaugh EPO Bronze 4000	M		Bronze	0.649	Approach (1)	On/Off	0.689	0.976	1.000	0.967	1.000	1.000	\$507.84						
Plan 6	33709PA0860008	EPO	my Direct Blue Conemaugh EPO Bronze 7900	M		Bronze	0.599	Approach (1)	On/Off	0.658	0.976	1.000	0.967	1.000	1.000	\$484.40						
Plan 7	33709PA0860009	EPO	my Direct Blue Conemaugh EPO Silver 0	DM	33709PA0860002	Silver	0.72	Approach (1)	On/Off	0.773	1.005	1.000	0.967	1.000	1.200	\$703.67						
Plan 8	33709PA0860010	EPO	my Direct Blue Conemaugh EPO Silver 3500 - 2 Free PCP Visits	DM	33709PA0880003	Silver	0.719	Standard AV	Off	0.777	1.005	1.000	0.967	1.000	1.000	\$589.61						
Plan 9	33709PA0860011	EPO		N		Bronze	0.648	Approach (1)	On/Off	0.695	0.976	1.000	0.967	1.000	1.000	\$512.20						
Plan 10	33709PA0860012	EPO		N		Gold	0.783	Approach (1)	On/Off	0.870	1.054	1.000	0.967	1.000	1.000	\$691.81						
Plan 11	33709PA0870001	EPO	my Direct Blue EPO Gold 1000 - 2 Free PCP Visits	M		Gold	0.815	Approach (1)	On/Off	0.902	1.054	1.000	0.967	1.000	1.000	\$717.43						
Plan 12	33709PA0870002	EPO	my Direct Blue EPO Silver 2400 - 2 Free PCP Visits	M		Silver	0.72	Approach (1)	On/Off	0.773	1.005	1.000	0.967	1.000	1.200	\$703.67						
Plan 13	33709PA0870007	EPO	my Direct Blue EPO Bronze 4000	M		Bronze	0.649	Approach (1)	On/Off	0.689	0.976	1.000	0.967	1.000	1.000	\$507.84						
Plan 14	33709PA0870008	EPO	my Direct Blue EPO Bronze 7900	M		Bronze	0.599	Approach (1)	On/Off	0.658	0.976	1.000	0.967	1.000	1.000	\$484.40						
Plan 15	33709PA0870009	EPO	my Direct Blue EPO Silver 0	DM	33709PA0870002	Silver	0.72	Approach (1)	On/Off	0.773	1.005	1.000	0.967	1.000	1.200	\$703.67						
Plan 16	33709PA0870010	EPO	my Direct Blue EPO Silver 3500 - 2 Free PCP Visits	DM	33709PA0890003	Silver	0.719	Standard AV	Off	0.777	1.005	1.000	0.967	1.000	1.000	\$589.61						
Plan 17	33709PA0870011	EPO		N		Bronze	0.648	Approach (1)	On/Off	0.695	0.976	1.000	0.967	1.000	1.000	\$512.20						
Plan 18	33709PA0870012	EPO		N		Gold	0.783	Approach (1)	On/Off	0.870	1.054	1.000	0.967	1.000	1.000	\$691.81						
Plan 19	33709PA0880001	EPO	my Direct Blue Conemaugh EPO Silver 4450 HSA	M		Silver	0.66	Approach (1)	On/Off	0.731	1.005	1.000	0.967	1.000	1.200	\$665.34						
Plan 20	33709PA0880002	EPO		N		Bronze	0.625	Standard AV	Off	0.686	0.976	1.000	0.967	1.000	1.000	\$505.08						
Plan 21	33709PA0890001	EPO	my Direct Blue EPO Silver 4450 HSA	M		Silver	0.66	Approach (1)	On/Off	0.731	1.005	1.000	0.967	1.000	1.200	\$665.34						
Plan 22	33709PA0890002	EPO		N		Bronze	0.625	Standard AV	Off	0.686	0.976	1.000	0.967	1.000	1.000	\$505.08						
Plan 23	33709PA0930001	EPO		N		Bronze	0.648	Approach (1)	Off	0.695	0.976	1.000	1.005	1.000	1.000	\$532.09						
Plan 24	33709PA0940001	EPO		N		Bronze	0.599	Approach (1)	On/Off	0.665	0.976	1.000	0.952	1.000	1.000	\$482.12						
Plan 25	33709PA0940002	EPO		N		Bronze	0.649	Approach (1)	On/Off	0.691	0.976	1.000	0.952	1.000	1.000	\$501.03						
Plan 26	33709PA0940003	EPO		N		Bronze	0.648	Approach (1)	On/Off	0.690	0.976	1.000	0.952	1.000	1.000	\$500.39						
Plan 27	33709PA0940004	EPO		N		Silver	0.72	Approach (1)	On/Off	0.771	1.005	1.000	0.952	1.000	1.200	\$691.24						
Plan 28	33709PA0940005	EPO		N		Gold	0.815	Approach (1)	On/Off	0.905	1.054	1.000	0.952	1.000	1.000	\$708.51						
Plan 29	33709PA0940006	EPO		N		Gold	0.783	Approach (1)	On/Off	0.878	1.054	1.000	0.952	1.000	1.000	\$687.72						
Plan 30	33709PA0950001	EPO		N		Bronze	0.625	Standard AV	Off	0.690	0.976	1.000	0.952	1.000	1.000	\$500.17						
Plan 31	33709PA0950002	EPO		N		Silver	0.66	Approach (1)	On/Off	0.739	1.005	1.000	0.952	1.000	1.200	\$662.38						
Plan 32	33709PA0950003	EPO		N		Silver	0.719	Standard AV	Off	0.776	1.005	1.000	0.952	1.000	1.000	\$579.68						
Plan 33	33709PA0960001	EPO		N		Catastrophic	0.575	Standard AV	On/Off	0.598	0.976	1.000	0.952	0.920	1.000	\$398.99						
Plan 34	33709PA0970001	EPO		N		Bronze	0.599	Approach (1)	On/Off	0.665	0.976	1.000	0.967	1.000	1.000	\$489.73						
Plan 35	33709PA0970002	EPO		N		Bronze	0.649	Approach (1)	On/Off	0.691	0.976	1.000	0.967	1.000	1.000	\$508.94						
Plan 36	33709PA0970003	EPO		N		Bronze	0.648	Approach (1)	On/Off	0.690	0.976	1.000	0.967	1.000	1.000	\$508.28						
Plan 37	33709PA0970004	EPO		N		Silver	0.72	Approach (1)	On/Off	0.771	1.005	1.000	0.967	1.000	1.200	\$702.15						
Plan 38	33709PA0970005	EPO		N		Gold	0.815	Approach (1)	On/Off	0.905	1.054	1.000	0.967	1.000	1.000	\$719.70						
Plan 39	33709PA0970006	EPO		N		Gold	0.783	Approach (1)	On/Off	0.878	1.054	1.000	0.967	1.000	1.000	\$698.57						
Plan 40	33709PA0980001	EPO		N		Bronze	0.625	Standard AV	Off	0.690	0.976	1.000	0.967	1.000	1.000	\$508.06						
Plan 41	33709PA0980002	EPO		N		Silver	0.66	Approach (1)	On/Off	0.739	1.005	1.000	0.967	1.000	1.200	\$672.83						
Plan 42	33709PA0990003	EPO		N		Silver	0.719	Standard AV	Off	0.776	1.005	1.000	0.967	1.000	1.000	\$588.83						
Plan 43	33709PA0990001	EPO		N		Catastrophic	0.575	Standard AV	Off	0.598	0.976	1.000	0.967	0.920	1.000	\$405.28						
Plan 44	33709PA1000001	EPO		N		Bronze	0.599	Approach (1)	On/Off	0.665	0.976	1.000	1.163	1.000	1.000	\$588.63						
Plan 45	33709PA1000002	EPO		N		Bronze	0.649	Approach (1)	On/Off	0.691	0.976	1.000	1.163	1.000	1.000	\$611.72						
Plan 46	33709PA1000003	EPO		N		Bronze	0.648	Approach (1)	On/Off	0.690	0.976	1.000	1.163	1.000	1.000	\$610.93						
Plan 47	33709PA1000004	EPO		N		Silver	0.72	Approach (1)	On/Off	0.771	1.005	1.000	1.163	1.000	1.200	\$843.95						
Plan 48	33709PA1000005	EPO		N		Gold	0.815	Approach (1)	On/Off	0.905	1.054	1.000	1.163	1.000	1.000	\$865.04						
Plan 49	33709PA1000006	EPO		N		Gold	0.783	Approach (1)	On/Off	0.878	1.054	1.000	1.163	1.000	1.000	\$839.65						
Plan 50	33709PA1010001	EPO		N		Bronze	0.625	Standard AV	Off	0.690	0.976	1.000	1.163	1.000	1.000	\$610.67						
Plan 51	33709PA1010002	EPO		N		Silver	0.66	Approach (1)	On/Off	0.739	1.005	1.000	1.163	1.000	1.200	\$808.72						
Plan 52	33709PA1010003	EPO		N		Silver	0.719	Standard AV	Off	0.776	1.005	1.000	1.163	1.000	1.000	\$707.75						
Plan 53	33709PA1020001	EPO		N		Catastrophic	0.575	Standard AV	On/Off	0.598	0.976	1.000	1.163	0.920	1.000	\$487.13						
Plan 54	33709PA1080001	EPO		N		Silver	0.719	Standard AV	Off	0.777	1.005	1.000	1.005	1.000	1.000	\$612.50						



































**Highmark Inc.  
Individual  
Plan Design Summary**

HIOS Plan ID	Plan Marketing Name	Product	Metal	On/Off Exchange	Network	Rating Area	Counties Covered
33709PA0870001	my Direct Blue EPO Gold 800 - 2 Free PCP Visits	EPO	Gold	On/Off	I	1,4	Armstrong, Beaver, Butler, Clarion, Crawford, Forest, Warren
33709PA0870002	my Direct Blue EPO Silver 2900 - 2 Free PCP Visits	EPO	Silver	On/Off	I	1,4	Armstrong, Beaver, Butler, Clarion, Crawford, Forest, Warren
33709PA0870007	my Direct Blue EPO Bronze 3900	EPO	Bronze	On/Off	I	1,4	Armstrong, Beaver, Butler, Clarion, Crawford, Forest, Warren
33709PA0870008	my Direct Blue EPO Bronze 7900	EPO	Bronze	On/Off	I	1,4	Armstrong, Beaver, Butler, Clarion, Crawford, Forest, Warren
33709PA0870012	my Direct Blue EPO Gold 0 - 2 Free PCP Visits	EPO	Gold	On/Off	I	1,4	Armstrong, Beaver, Butler, Clarion, Crawford, Forest, Warren
33709PA0870011	my Direct Blue EPO Bronze 7800 - 1 Free PCP Visit	EPO	Bronze	On/Off	I	1,4	Armstrong, Beaver, Butler, Clarion, Crawford, Forest, Warren
33709PA0890001	my Direct Blue EPO Silver 3950 HSA	EPO	Silver	On/Off	I	1,4	Armstrong, Beaver, Butler, Clarion, Crawford, Forest, Warren
33709PA0890003	my Direct Blue EPO Silver 1750 HSA	EPO	Silver	Off	I	1,4	Armstrong, Beaver, Butler, Clarion, Crawford, Forest, Warren
33709PA0890002	my Direct Blue EPO Bronze 6750 HSA	EPO	Bronze	Off	I	1,4	Armstrong, Beaver, Butler, Clarion, Crawford, Forest, Warren
33709PA1040001	my Direct Blue Major Events EPO 8150 - 3 Free PCP Visits	EPO	Catastrophic	On/Off	I	1,4	Armstrong, Beaver, Butler, Clarion, Crawford, Forest, Warren
33709PA0860001	my Direct Blue Conemaugh EPO Gold 800 - 2 Free PCP Visits	EPO	Gold	On/Off	Y	5	Blair, Cambria, Somerset
33709PA0860002	my Direct Blue Conemaugh EPO Silver 2900 - 2 Free PCP Visits	EPO	Silver	On/Off	Y	5	Blair, Cambria, Somerset
33709PA0860007	my Direct Blue Conemaugh EPO Bronze 3900	EPO	Bronze	On/Off	Y	5	Blair, Cambria, Somerset
33709PA0860008	my Direct Blue Conemaugh EPO Bronze 7900	EPO	Bronze	On/Off	Y	5	Blair, Cambria, Somerset
33709PA0860012	my Direct Blue Conemaugh EPO Gold 0 - 2 Free PCP Visits	EPO	Gold	On/Off	Y	5	Blair, Cambria, Somerset
33709PA0860011	my Direct Blue Conemaugh EPO Bronze 7800 - 1 Free PCP Visit	EPO	Bronze	On/Off	Y	5	Blair, Cambria, Somerset
33709PA0880001	my Direct Blue Conemaugh EPO Silver 3950 HSA	EPO	Silver	On/Off	Y	5	Blair, Cambria, Somerset
33709PA0880003	my Direct Blue Conemaugh EPO Silver 1750 HSA	EPO	Silver	Off	Y	5	Blair, Cambria, Somerset
33709PA0880002	my Direct Blue Conemaugh EPO Bronze 6750 HSA	EPO	Bronze	Off	Y	5	Blair, Cambria, Somerset
33709PA1050001	my Direct Blue Conemaugh Major Events EPO 8150 - 3 Free PCP Visits	EPO	Catastrophic	On/Off	Y	5	Blair, Cambria, Somerset
33709PA1080001	my Blue Access EPO Silver 1750 HSA	EPO	Silver	Off	C	1,2,4,5,6	Crawford, Clarion, Erie, Forest, McKean, Mercer, Venango, Warren, Elk, Cameron, Potter, Allegheny, Armstrong, Beaver, Butler, Fayette, Greene, Indiana, Lawrence, Washington, Westmoreland, Bedford, Blair, Clearfield, Cambria, Huntingdon, Jefferson, Somerset, Centre
33709PA0930001	my Blue Access EPO Bronze 7800 - 1 Free PCP Visit	EPO	Bronze	Off	C	1,2,4,5,6	Crawford, Clarion, Erie, Forest, McKean, Mercer, Venango, Warren, Elk, Cameron, Potter, Allegheny, Armstrong, Beaver, Butler, Fayette, Greene, Indiana, Lawrence, Washington, Westmoreland, Bedford, Blair, Clearfield, Cambria, Huntingdon, Jefferson, Somerset, Centre
33709PA0940006	my Direct Blue EPO Gold 0 - 2 Free PCP Visits	EPO	Gold	On/Off	O	7,9	Berks, Cumberland, Dauphin, Franklin, Lancaster, Lebanon, Perry
33709PA0940005	my Direct Blue EPO Gold 800 - 2 Free PCP Visits	EPO	Gold	On/Off	O	7,9	Berks, Cumberland, Dauphin, Franklin, Lancaster, Lebanon, Perry
33709PA0940004	my Direct Blue EPO Silver 2900 - 2 Free PCP Visits	EPO	Silver	On/Off	O	7,9	Berks, Cumberland, Dauphin, Franklin, Lancaster, Lebanon, Perry
33709PA0950002	my Direct Blue EPO Silver 3950 HSA	EPO	Silver	On/Off	O	7,9	Berks, Cumberland, Dauphin, Franklin, Lancaster, Lebanon, Perry
33709PA0950003	my Direct Blue EPO Silver 1750 HSA	EPO	Silver	Off	O	7,9	Berks, Cumberland, Dauphin, Franklin, Lancaster, Lebanon, Perry
33709PA0940002	my Direct Blue EPO Bronze 3900	EPO	Bronze	On/Off	O	7,9	Berks, Cumberland, Dauphin, Franklin, Lancaster, Lebanon, Perry
33709PA0940003	my Direct Blue EPO Bronze 7800 - 1 Free PCP Visit	EPO	Bronze	On/Off	O	7,9	Berks, Cumberland, Dauphin, Franklin, Lancaster, Lebanon, Perry
33709PA0940001	my Direct Blue EPO Bronze 7900	EPO	Bronze	On/Off	O	7,9	Berks, Cumberland, Dauphin, Franklin, Lancaster, Lebanon, Perry
33709PA0950001	my Direct Blue EPO Bronze 6750 HSA	EPO	Bronze	Off	O	7,9	Berks, Cumberland, Dauphin, Franklin, Lancaster, Lebanon, Perry
33709PA0960001	my Direct Blue Major Events EPO 8150 - 3 Free PCP Visits	EPO	Catastrophic	On/Off	O	7,9	Berks, Cumberland, Dauphin, Franklin, Lancaster, Lebanon, Perry

HIOS Plan ID	Plan Marketing Name	Product	Metal	On/Off Exchange	Network	Rating Area	Counties Covered
33709PA0970006	my Direct Blue Lehigh Valley EPO Gold 0 - 2 Free PCP Visits	EPO	Gold	On/Off	N	6	Lehigh, Northampton, Schuylkill
33709PA0970005	my Direct Blue Lehigh Valley EPO Gold 800 - 2 Free PCP Visits	EPO	Gold	On/Off	N	6	Lehigh, Northampton, Schuylkill
33709PA0970004	my Direct Blue Lehigh Valley EPO Silver 2900 - 2 Free PCP Visits	EPO	Silver	On/Off	N	6	Lehigh, Northampton, Schuylkill
33709PA0980002	my Direct Blue Lehigh Valley EPO Silver 3950 HSA	EPO	Silver	On/Off	N	6	Lehigh, Northampton, Schuylkill
33709PA0980003	my Direct Blue Lehigh Valley EPO Silver 1750 HSA	EPO	Silver	Off	N	6	Lehigh, Northampton, Schuylkill
33709PA0970002	my Direct Blue Lehigh Valley EPO Bronze 3900	EPO	Bronze	On/Off	N	6	Lehigh, Northampton, Schuylkill
33709PA0970003	my Direct Blue Lehigh Valley EPO Bronze 7800 - 1 Free PCP Visit	EPO	Bronze	On/Off	N	6	Lehigh, Northampton, Schuylkill
33709PA0970001	my Direct Blue Lehigh Valley EPO Bronze 7900	EPO	Bronze	On/Off	N	6	Lehigh, Northampton, Schuylkill
33709PA0980001	my Direct Blue Lehigh Valley EPO Bronze 6750 HSA	EPO	Bronze	Off	N	6	Lehigh, Northampton, Schuylkill
33709PA0990001	my Direct Blue Lehigh Valley Major Events EPO 8150 - 3 Free PCP Visits	EPO	Catastrophic	On/Off	N	6	Lehigh, Northampton, Schuylkill
33709PA1000006	my Blue Access EPO Gold 0 - 2 Free PCP Visits	EPO	Gold	On/Off	F	6,7,9	Centre, Columbia, Lehigh, Mifflin, Montour, Northampton, Northumberland, Schuylkill, Snyder, Union, Adams, Berks, Lancaster, York, Cumberland, Dauphin, Franklin, Fulton, Juniata, Lebanon, Perry
33709PA1000005	my Blue Access EPO Gold 800 - 2 Free PCP Visits	EPO	Gold	On/Off	F	6,7,9	Centre, Columbia, Lehigh, Mifflin, Montour, Northampton, Northumberland, Schuylkill, Snyder, Union, Adams, Berks, Lancaster, York, Cumberland, Dauphin, Franklin, Fulton, Juniata, Lebanon, Perry
33709PA1000004	my Blue Access EPO Silver 2900 - 2 Free PCP Visits	EPO	Silver	On/Off	F	6,7,9	Centre, Columbia, Lehigh, Mifflin, Montour, Northampton, Northumberland, Schuylkill, Snyder, Union, Adams, Berks, Lancaster, York, Cumberland, Dauphin, Franklin, Fulton, Juniata, Lebanon, Perry
33709PA1010002	my Blue Access EPO Silver 3950 HSA	EPO	Silver	On/Off	F	6,7,9	Centre, Columbia, Lehigh, Mifflin, Montour, Northampton, Northumberland, Schuylkill, Snyder, Union, Adams, Berks, Lancaster, York, Cumberland, Dauphin, Franklin, Fulton, Juniata, Lebanon, Perry
33709PA1010003	my Blue Access EPO Silver 1750 HSA	EPO	Silver	Off	F	6,7,9	Centre, Columbia, Lehigh, Mifflin, Montour, Northampton, Northumberland, Schuylkill, Snyder, Union, Adams, Berks, Lancaster, York, Cumberland, Dauphin, Franklin, Fulton, Juniata, Lebanon, Perry
33709PA1000002	my Blue Access EPO Bronze 3900	EPO	Bronze	On/Off	F	6,7,9	Centre, Columbia, Lehigh, Mifflin, Montour, Northampton, Northumberland, Schuylkill, Snyder, Union, Adams, Berks, Lancaster, York, Cumberland, Dauphin, Franklin, Fulton, Juniata, Lebanon, Perry
33709PA1000003	my Blue Access EPO Bronze 7800 - 1 Free PCP Visit	EPO	Bronze	On/Off	F	6,7,9	Centre, Columbia, Lehigh, Mifflin, Montour, Northampton, Northumberland, Schuylkill, Snyder, Union, Adams, Berks, Lancaster, York, Cumberland, Dauphin, Franklin, Fulton, Juniata, Lebanon, Perry
33709PA1000001	my Blue Access EPO Bronze 7900	EPO	Bronze	On/Off	F	6,7,9	Centre, Columbia, Lehigh, Mifflin, Montour, Northampton, Northumberland, Schuylkill, Snyder, Union, Adams, Berks, Lancaster, York, Cumberland, Dauphin, Franklin, Fulton, Juniata, Lebanon, Perry
33709PA1010001	my Blue Access EPO Bronze 6750 HSA	EPO	Bronze	Off	F	6,7,9	Centre, Columbia, Lehigh, Mifflin, Montour, Northampton, Northumberland, Schuylkill, Snyder, Union, Adams, Berks, Lancaster, York, Cumberland, Dauphin, Franklin, Fulton, Juniata, Lebanon, Perry
33709PA1020001	my Blue Access Major Events EPO 8150 - 3 Free PCP Visits	EPO	Catastrophic	On/Off	F	6,7,9	Centre, Columbia, Lehigh, Mifflin, Montour, Northampton, Northumberland, Schuylkill, Snyder, Union, Adams, Berks, Lancaster, York, Cumberland, Dauphin, Franklin, Fulton, Juniata, Lebanon, Perry



Company Name **Highmark Inc.**  
 Market **Individual**  
 RATES FOR AGE 21, NON-TOBACCO USER, BY RATING AREA AND COUNTY

HIOS Plan ID	Plan Marketing Name	Product	Metal	On/Off Exchange	RATING AREA 1								RATING AREA 2			
					99	14	4	1	2	1	0	25	0	0	0	
					Crawford	Clarion	Erie	Forest	Mckean	Mercer	Venango	Warren	Elk	Cameron	Potter	
33709PA0870001	my Direct Blue EPO Gold 800 - 2 Free PCP Visits	EPO	Gold	On/Off	\$401.13	\$401.13		\$401.13					\$401.13			
33709PA0870002	my Direct Blue EPO Silver 2900 - 2 Free PCP Visits	EPO	Silver	On/Off	\$393.44	\$393.44		\$393.44					\$393.44			
33709PA0870007	my Direct Blue EPO Bronze 3900	EPO	Bronze	On/Off	\$283.95	\$283.95		\$283.95					\$283.95			
33709PA0870008	my Direct Blue EPO Bronze 7900	EPO	Bronze	On/Off	\$270.84	\$270.84		\$270.84					\$270.84			
33709PA0870012	my Direct Blue EPO Gold 0 - 2 Free PCP Visits	EPO	Gold	On/Off	\$386.82	\$386.82		\$386.82					\$386.82			
33709PA0870011	my Direct Blue EPO Bronze 7800 - 1 Free PCP Visit	EPO	Bronze	On/Off	\$286.39	\$286.39		\$286.39					\$286.39			
33709PA0890001	my Direct Blue EPO Silver 3950 HSA	EPO	Silver	On/Off	\$372.01	\$372.01		\$372.01					\$372.01			
33709PA0890003	my Direct Blue EPO Silver 1750 HSA	EPO	Silver	Off	\$329.66	\$329.66		\$329.66					\$329.66			
33709PA0890002	my Direct Blue EPO Bronze 6750 HSA	EPO	Bronze	Off	\$282.41	\$282.41		\$282.41					\$282.41			
33709PA1040001	my Direct Blue Major Events EPO 8150 - 3 Free PCP Visits	EPO	Catastrophic	On/Off	\$226.61	\$226.61		\$226.61					\$226.61			
33709PA0860001	my Direct Blue Conemaugh EPO Gold 800 - 2 Free PCP Visits	EPO	Gold	On/Off												
33709PA0860002	my Direct Blue Conemaugh EPO Silver 2900 - 2 Free PCP Visits	EPO	Silver	On/Off												
33709PA0860007	my Direct Blue Conemaugh EPO Bronze 3900	EPO	Bronze	On/Off												
33709PA0860008	my Direct Blue Conemaugh EPO Bronze 7900	EPO	Bronze	On/Off												
33709PA0860012	my Direct Blue Conemaugh EPO Gold 0 - 2 Free PCP Visits	EPO	Gold	On/Off												
33709PA0860011	my Direct Blue Conemaugh EPO Bronze 7800 - 1 Free PCP Visit	EPO	Bronze	On/Off												
33709PA0880001	my Direct Blue Conemaugh EPO Silver 3950 HSA	EPO	Silver	On/Off												
33709PA0880003	my Direct Blue Conemaugh EPO Silver 1750 HSA	EPO	Silver	Off												
33709PA0880002	my Direct Blue Conemaugh EPO Bronze 6750 HSA	EPO	Bronze	Off												
33709PA1050001	my Direct Blue Conemaugh Major Events EPO 8150 - 3 Free PCP Visits	EPO	Catastrophic	On/Off												
33709PA1080001	my Blue Access EPO Silver 1750 HSA	EPO	Silver	Off	\$342.47	\$342.47	\$342.47	\$342.47	\$342.47	\$342.47	\$342.47	\$342.47	\$342.47	\$342.47	\$342.47	\$342.47
33709PA0930001	my Blue Access EPO Bronze 7800 - 1 Free PCP Visit	EPO	Bronze	Off	\$297.51	\$297.51	\$297.51	\$297.51	\$297.51	\$297.51	\$297.51	\$297.51	\$297.51	\$297.51	\$297.51	\$297.51
33709PA0940006	my Direct Blue EPO Gold 0 - 2 Free PCP Visits	EPO	Gold	On/Off												
33709PA0940005	my Direct Blue EPO Gold 800 - 2 Free PCP Visits	EPO	Gold	On/Off												
33709PA0940004	my Direct Blue EPO Silver 2900 - 2 Free PCP Visits	EPO	Silver	On/Off												
33709PA0950002	my Direct Blue EPO Silver 3950 HSA	EPO	Silver	On/Off												
33709PA0950003	my Direct Blue EPO Silver 1750 HSA	EPO	Silver	Off												
33709PA0940002	my Direct Blue EPO Bronze 3900	EPO	Bronze	On/Off												
33709PA0940003	my Direct Blue EPO Bronze 7800 - 1 Free PCP Visit	EPO	Bronze	On/Off												
33709PA0940001	my Direct Blue EPO Bronze 7900	EPO	Bronze	On/Off												
33709PA0950001	my Direct Blue EPO Bronze 6750 HSA	EPO	Bronze	Off												
33709PA0960001	my Direct Blue Major Events EPO 8150 - 3 Free PCP Visits	EPO	Catastrophic	On/Off												
33709PA0970006	my Direct Blue Lehigh Valley EPO Gold 0 - 2 Free PCP Visits	EPO	Gold	On/Off												
33709PA0970005	my Direct Blue Lehigh Valley EPO Gold 800 - 2 Free PCP Visits	EPO	Gold	On/Off												
33709PA0970004	my Direct Blue Lehigh Valley EPO Silver 2900 - 2 Free PCP Visits	EPO	Silver	On/Off												
33709PA0980002	my Direct Blue Lehigh Valley EPO Silver 3950 HSA	EPO	Silver	On/Off												
33709PA0980003	my Direct Blue Lehigh Valley EPO Silver 1750 HSA	EPO	Silver	Off												
33709PA0970002	my Direct Blue Lehigh Valley EPO Bronze 3900	EPO	Bronze	On/Off												
33709PA0970003	my Direct Blue Lehigh Valley EPO Bronze 7800 - 1 Free PCP Visit	EPO	Bronze	On/Off												
33709PA0970001	my Direct Blue Lehigh Valley EPO Bronze 7900	EPO	Bronze	On/Off												
33709PA0980001	my Direct Blue Lehigh Valley EPO Bronze 6750 HSA	EPO	Bronze	Off												
33709PA0990001	my Direct Blue Lehigh Valley Major Events EPO 8150 - 3 Free PCP Visits	EPO	Catastrophic	On/Off												
33709PA1000006	my Blue Access EPO Gold 0 - 2 Free PCP Visits	EPO	Gold	On/Off												
33709PA1000005	my Blue Access EPO Gold 800 - 2 Free PCP Visits	EPO	Gold	On/Off												
33709PA1000004	my Blue Access EPO Silver 2900 - 2 Free PCP Visits	EPO	Silver	On/Off												
33709PA1010002	my Blue Access EPO Silver 3950 HSA	EPO	Silver	On/Off												
33709PA1010003	my Blue Access EPO Silver 1750 HSA	EPO	Silver	Off												
33709PA1000002	my Blue Access EPO Bronze 3900	EPO	Bronze	On/Off												
33709PA1000003	my Blue Access EPO Bronze 7800 - 1 Free PCP Visit	EPO	Bronze	On/Off												
33709PA1000001	my Blue Access EPO Bronze 7900	EPO	Bronze	On/Off												
33709PA1010001	my Blue Access EPO Bronze 6750 HSA	EPO	Bronze	Off												
33709PA1020001	my Blue Access Major Events EPO 8150 - 3 Free PCP Visits	EPO	Catastrophic	On/Off												

Company Name Highmark Inc.

Market Individual

RATES FOR AGE 21, NON-TOBACCO USER, BY RATING AREA AND COUNTY

RATING AREA 3

02-01-2019 Number of Covered Lives by Rating County					0	0	0	0	0	0	0	0	0	0	0	0	
HIOS Plan ID	Plan Marketing Name	Product	Metal	On/Off Exchange	Bradford	Carbon	Clinton	Lackawanna	Luzerne	Lycoming	Monroe	Pike	Sullivan	Susquehanna	Tioga	Wayne	Wyoming
33709PA0870001	my Direct Blue EPO Gold 800 - 2 Free PCP Visits	EPO	Gold	On/Off													
33709PA0870002	my Direct Blue EPO Silver 2900 - 2 Free PCP Visits	EPO	Silver	On/Off													
33709PA0870007	my Direct Blue EPO Bronze 3900	EPO	Bronze	On/Off													
33709PA0870008	my Direct Blue EPO Bronze 7900	EPO	Bronze	On/Off													
33709PA0870012	my Direct Blue EPO Gold 0 - 2 Free PCP Visits	EPO	Gold	On/Off													
33709PA0870011	my Direct Blue EPO Bronze 7800 - 1 Free PCP Visit	EPO	Bronze	On/Off													
33709PA0890001	my Direct Blue EPO Silver 3950 HSA	EPO	Silver	On/Off													
33709PA0890003	my Direct Blue EPO Silver 1750 HSA	EPO	Silver	Off													
33709PA0890002	my Direct Blue EPO Bronze 6750 HSA	EPO	Bronze	Off													
33709PA1040001	my Direct Blue Major Events EPO 8150 - 3 Free PCP Visits	EPO	Catastrophic	On/Off													
33709PA0860001	my Direct Blue Conemaugh EPO Gold 800 - 2 Free PCP Visits	EPO	Gold	On/Off													
33709PA0860002	my Direct Blue Conemaugh EPO Silver 2900 - 2 Free PCP Visits	EPO	Silver	On/Off													
33709PA0860007	my Direct Blue Conemaugh EPO Bronze 3900	EPO	Bronze	On/Off													
33709PA0860008	my Direct Blue Conemaugh EPO Bronze 7900	EPO	Bronze	On/Off													
33709PA0860012	my Direct Blue Conemaugh EPO Gold 0 - 2 Free PCP Visits	EPO	Gold	On/Off													
33709PA0860011	my Direct Blue Conemaugh EPO Bronze 7800 - 1 Free PCP Visit	EPO	Bronze	On/Off													
33709PA0880001	my Direct Blue Conemaugh EPO Silver 3950 HSA	EPO	Silver	On/Off													
33709PA0880003	my Direct Blue Conemaugh EPO Silver 1750 HSA	EPO	Silver	Off													
33709PA0880002	my Direct Blue Conemaugh EPO Bronze 6750 HSA	EPO	Bronze	Off													
33709PA1050001	my Direct Blue Conemaugh Major Events EPO 8150 - 3 Free PCP Visits	EPO	Catastrophic	On/Off													
33709PA1080001	my Blue Access EPO Silver 1750 HSA	EPO	Silver	Off													
33709PA0930001	my Blue Access EPO Bronze 7800 - 1 Free PCP Visit	EPO	Bronze	Off													
33709PA0940006	my Direct Blue EPO Gold 0 - 2 Free PCP Visits	EPO	Gold	On/Off													
33709PA0940005	my Direct Blue EPO Gold 800 - 2 Free PCP Visits	EPO	Gold	On/Off													
33709PA0940004	my Direct Blue EPO Silver 2900 - 2 Free PCP Visits	EPO	Silver	On/Off													
33709PA0950002	my Direct Blue EPO Silver 3950 HSA	EPO	Silver	On/Off													
33709PA0950003	my Direct Blue EPO Silver 1750 HSA	EPO	Silver	Off													
33709PA0940002	my Direct Blue EPO Bronze 3900	EPO	Bronze	On/Off													
33709PA0940003	my Direct Blue EPO Bronze 7800 - 1 Free PCP Visit	EPO	Bronze	On/Off													
33709PA0940001	my Direct Blue EPO Bronze 7900	EPO	Bronze	On/Off													
33709PA0950001	my Direct Blue EPO Bronze 6750 HSA	EPO	Bronze	Off													
33709PA0960001	my Direct Blue Major Events EPO 8150 - 3 Free PCP Visits	EPO	Catastrophic	On/Off													
33709PA0970006	my Direct Blue Lehigh Valley EPO Gold 0 - 2 Free PCP Visits	EPO	Gold	On/Off													
33709PA0970005	my Direct Blue Lehigh Valley EPO Gold 800 - 2 Free PCP Visits	EPO	Gold	On/Off													
33709PA0970004	my Direct Blue Lehigh Valley EPO Silver 2900 - 2 Free PCP Visits	EPO	Silver	On/Off													
33709PA0980002	my Direct Blue Lehigh Valley EPO Silver 3950 HSA	EPO	Silver	On/Off													
33709PA0980003	my Direct Blue Lehigh Valley EPO Silver 1750 HSA	EPO	Silver	Off													
33709PA0970002	my Direct Blue Lehigh Valley EPO Bronze 3900	EPO	Bronze	On/Off													
33709PA0970003	my Direct Blue Lehigh Valley EPO Bronze 7800 - 1 Free PCP Visit	EPO	Bronze	On/Off													
33709PA0970001	my Direct Blue Lehigh Valley EPO Bronze 7900	EPO	Bronze	On/Off													
33709PA0980001	my Direct Blue Lehigh Valley EPO Bronze 6750 HSA	EPO	Bronze	Off													
33709PA0990001	my Direct Blue Lehigh Valley Major Events EPO 8150 - 3 Free PCP Visits	EPO	Catastrophic	On/Off													
33709PA1000006	my Blue Access EPO Gold 0 - 2 Free PCP Visits	EPO	Gold	On/Off													
33709PA1000005	my Blue Access EPO Gold 800 - 2 Free PCP Visits	EPO	Gold	On/Off													
33709PA1000004	my Blue Access EPO Silver 2900 - 2 Free PCP Visits	EPO	Silver	On/Off													
33709PA1010002	my Blue Access EPO Silver 3950 HSA	EPO	Silver	On/Off													
33709PA1010003	my Blue Access EPO Silver 1750 HSA	EPO	Silver	Off													
33709PA1000002	my Blue Access EPO Bronze 3900	EPO	Bronze	On/Off													
33709PA1000003	my Blue Access EPO Bronze 7800 - 1 Free PCP Visit	EPO	Bronze	On/Off													
33709PA1000001	my Blue Access EPO Bronze 7900	EPO	Bronze	On/Off													
33709PA1010001	my Blue Access EPO Bronze 6750 HSA	EPO	Bronze	Off													
33709PA1020001	my Blue Access Major Events EPO 8150 - 3 Free PCP Visits	EPO	Catastrophic	On/Off													

Company Name Highmark Inc.  
 Market Individual  
 RATES FOR AGE 21, NON-TOBACCO USER, BY RATING AREA AND COUNTY

RATING AREA 4

02-01-2019 Number of Covered Lives by Rating County					18	57	297	420	5	2	1	1	4	7
HIOS Plan ID	Plan Marketing Name	Product	Metal	On/Off Exchange	Allegheny	Armstrong	Beaver	Butler	Fayette	Greene	Indiana	Lawrence	Washington	Westmoreland
33709PA0870001	my Direct Blue EPO Gold 800 - 2 Free PCP Visits	EPO	Gold	On/Off		\$401.13	\$401.13	\$401.13						
33709PA0870002	my Direct Blue EPO Silver 2900 - 2 Free PCP Visits	EPO	Silver	On/Off		\$393.44	\$393.44	\$393.44						
33709PA0870007	my Direct Blue EPO Bronze 3900	EPO	Bronze	On/Off		\$283.95	\$283.95	\$283.95						
33709PA0870008	my Direct Blue EPO Bronze 7900	EPO	Bronze	On/Off		\$270.84	\$270.84	\$270.84						
33709PA0870012	my Direct Blue EPO Gold 0 - 2 Free PCP Visits	EPO	Gold	On/Off		\$386.82	\$386.82	\$386.82						
33709PA0870011	my Direct Blue EPO Bronze 7800 - 1 Free PCP Visit	EPO	Bronze	On/Off		\$286.39	\$286.39	\$286.39						
33709PA0890001	my Direct Blue EPO Silver 3950 HSA	EPO	Silver	On/Off		\$372.01	\$372.01	\$372.01						
33709PA0890003	my Direct Blue EPO Silver 1750 HSA	EPO	Silver	Off		\$329.66	\$329.66	\$329.66						
33709PA0890002	my Direct Blue EPO Bronze 6750 HSA	EPO	Bronze	Off		\$282.41	\$282.41	\$282.41						
33709PA1040001	my Direct Blue Major Events EPO 8150 - 3 Free PCP Visits	EPO	Catastrophic	On/Off		\$226.61	\$226.61	\$226.61						
33709PA0860001	my Direct Blue Conemaugh EPO Gold 800 - 2 Free PCP Visits	EPO	Gold	On/Off										
33709PA0860002	my Direct Blue Conemaugh EPO Silver 2900 - 2 Free PCP Visits	EPO	Silver	On/Off										
33709PA0860007	my Direct Blue Conemaugh EPO Bronze 3900	EPO	Bronze	On/Off										
33709PA0860008	my Direct Blue Conemaugh EPO Bronze 7900	EPO	Bronze	On/Off										
33709PA0860012	my Direct Blue Conemaugh EPO Gold 0 - 2 Free PCP Visits	EPO	Gold	On/Off										
33709PA0860011	my Direct Blue Conemaugh EPO Bronze 7800 - 1 Free PCP Visit	EPO	Bronze	On/Off										
33709PA0880001	my Direct Blue Conemaugh EPO Silver 3950 HSA	EPO	Silver	On/Off										
33709PA0880003	my Direct Blue Conemaugh EPO Silver 1750 HSA	EPO	Silver	Off										
33709PA0880002	my Direct Blue Conemaugh EPO Bronze 6750 HSA	EPO	Bronze	Off										
33709PA1050001	my Direct Blue Conemaugh Major Events EPO 8150 - 3 Free PCP Visits	EPO	Catastrophic	On/Off										
33709PA1080001	my Blue Access EPO Silver 1750 HSA	EPO	Silver	Off	\$342.47	\$342.47	\$342.47	\$342.47	\$342.47	\$342.47	\$342.47	\$342.47	\$342.47	\$342.47
33709PA0930001	my Blue Access EPO Bronze 7800 - 1 Free PCP Visit	EPO	Bronze	Off	\$297.51	\$297.51	\$297.51	\$297.51	\$297.51	\$297.51	\$297.51	\$297.51	\$297.51	\$297.51
33709PA0940006	my Direct Blue EPO Gold 0 - 2 Free PCP Visits	EPO	Gold	On/Off										
33709PA0940005	my Direct Blue EPO Gold 800 - 2 Free PCP Visits	EPO	Gold	On/Off										
33709PA0940004	my Direct Blue EPO Silver 2900 - 2 Free PCP Visits	EPO	Silver	On/Off										
33709PA0950002	my Direct Blue EPO Silver 3950 HSA	EPO	Silver	On/Off										
33709PA0950003	my Direct Blue EPO Silver 1750 HSA	EPO	Silver	Off										
33709PA0940002	my Direct Blue EPO Bronze 3900	EPO	Bronze	On/Off										
33709PA0940003	my Direct Blue EPO Bronze 7800 - 1 Free PCP Visit	EPO	Bronze	On/Off										
33709PA0940001	my Direct Blue EPO Bronze 7900	EPO	Bronze	On/Off										
33709PA0950001	my Direct Blue EPO Bronze 6750 HSA	EPO	Bronze	Off										
33709PA0960001	my Direct Blue Major Events EPO 8150 - 3 Free PCP Visits	EPO	Catastrophic	On/Off										
33709PA0970006	my Direct Blue Lehigh Valley EPO Gold 0 - 2 Free PCP Visits	EPO	Gold	On/Off										
33709PA0970005	my Direct Blue Lehigh Valley EPO Gold 800 - 2 Free PCP Visits	EPO	Gold	On/Off										
33709PA0970004	my Direct Blue Lehigh Valley EPO Silver 2900 - 2 Free PCP Visits	EPO	Silver	On/Off										
33709PA0980002	my Direct Blue Lehigh Valley EPO Silver 3950 HSA	EPO	Silver	On/Off										
33709PA0980003	my Direct Blue Lehigh Valley EPO Silver 1750 HSA	EPO	Silver	Off										
33709PA0970002	my Direct Blue Lehigh Valley EPO Bronze 3900	EPO	Bronze	On/Off										
33709PA0970003	my Direct Blue Lehigh Valley EPO Bronze 7800 - 1 Free PCP Visit	EPO	Bronze	On/Off										
33709PA0970001	my Direct Blue Lehigh Valley EPO Bronze 7900	EPO	Bronze	On/Off										
33709PA0980001	my Direct Blue Lehigh Valley EPO Bronze 6750 HSA	EPO	Bronze	Off										
33709PA0990001	my Direct Blue Lehigh Valley Major Events EPO 8150 - 3 Free PCP Visits	EPO	Catastrophic	On/Off										
33709PA1000006	my Blue Access EPO Gold 0 - 2 Free PCP Visits	EPO	Gold	On/Off										
33709PA1000005	my Blue Access EPO Gold 800 - 2 Free PCP Visits	EPO	Gold	On/Off										
33709PA1000004	my Blue Access EPO Silver 2900 - 2 Free PCP Visits	EPO	Silver	On/Off										
33709PA1010002	my Blue Access EPO Silver 3950 HSA	EPO	Silver	On/Off										
33709PA1010003	my Blue Access EPO Silver 1750 HSA	EPO	Silver	Off										
33709PA1000002	my Blue Access EPO Bronze 3900	EPO	Bronze	On/Off										
33709PA1000003	my Blue Access EPO Bronze 7800 - 1 Free PCP Visit	EPO	Bronze	On/Off										
33709PA1000001	my Blue Access EPO Bronze 7900	EPO	Bronze	On/Off										
33709PA1010001	my Blue Access EPO Bronze 6750 HSA	EPO	Bronze	Off										
33709PA1020001	my Blue Access Major Events EPO 8150 - 3 Free PCP Visits	EPO	Catastrophic	On/Off										

Company Name Highmark Inc.  
 Market Individual  
 RATES FOR AGE 21, NON-TOBACCO USER, BY RATING AREA AND COUNTY

RATING AREA 5

HIOS Plan ID	Plan Marketing Name	Product	Metal	On/Off Exchange	02-01-2019 Number of Covered Lives by Rating County							
					5	43	4	137	0	1	57	
					Bedford	Blair	Clearfield	Cambria	Huntingdon	Jefferson	Somerset	
33709PA0870001	my Direct Blue EPO Gold 800 - 2 Free PCP Visits	EPO	Gold	On/Off								
33709PA0870002	my Direct Blue EPO Silver 2900 - 2 Free PCP Visits	EPO	Silver	On/Off								
33709PA0870007	my Direct Blue EPO Bronze 3900	EPO	Bronze	On/Off								
33709PA0870008	my Direct Blue EPO Bronze 7900	EPO	Bronze	On/Off								
33709PA0870012	my Direct Blue EPO Gold 0 - 2 Free PCP Visits	EPO	Gold	On/Off								
33709PA0870011	my Direct Blue EPO Bronze 7800 - 1 Free PCP Visit	EPO	Bronze	On/Off								
33709PA0890001	my Direct Blue EPO Silver 3950 HSA	EPO	Silver	On/Off								
33709PA0890003	my Direct Blue EPO Silver 1750 HSA	EPO	Silver	Off								
33709PA0890002	my Direct Blue EPO Bronze 6750 HSA	EPO	Bronze	Off								
33709PA1040001	my Direct Blue Major Events EPO 8150 - 3 Free PCP Visits	EPO	Catastrophic	On/Off								
33709PA0860001	my Direct Blue Conemaugh EPO Gold 800 - 2 Free PCP Visits	EPO	Gold	On/Off		\$401.13		\$401.13			\$401.13	
33709PA0860002	my Direct Blue Conemaugh EPO Silver 2900 - 2 Free PCP Visits	EPO	Silver	On/Off		\$393.44		\$393.44			\$393.44	
33709PA0860007	my Direct Blue Conemaugh EPO Bronze 3900	EPO	Bronze	On/Off		\$283.95		\$283.95			\$283.95	
33709PA0860008	my Direct Blue Conemaugh EPO Bronze 7900	EPO	Bronze	On/Off		\$270.84		\$270.84			\$270.84	
33709PA0860012	my Direct Blue Conemaugh EPO Gold 0 - 2 Free PCP Visits	EPO	Gold	On/Off		\$386.82		\$386.82			\$386.82	
33709PA0860011	my Direct Blue Conemaugh EPO Bronze 7800 - 1 Free PCP Visit	EPO	Bronze	On/Off		\$286.39		\$286.39			\$286.39	
33709PA0880001	my Direct Blue Conemaugh EPO Silver 3950 HSA	EPO	Silver	On/Off		\$372.01		\$372.01			\$372.01	
33709PA0880003	my Direct Blue Conemaugh EPO Silver 1750 HSA	EPO	Silver	Off		\$329.66		\$329.66			\$329.66	
33709PA0880002	my Direct Blue Conemaugh EPO Bronze 6750 HSA	EPO	Bronze	Off		\$282.41		\$282.41			\$282.41	
33709PA1050001	my Direct Blue Conemaugh Major Events EPO 8150 - 3 Free PCP Visits	EPO	Catastrophic	On/Off		\$226.61		\$226.61			\$226.61	
33709PA1080001	my Blue Access EPO Silver 1750 HSA	EPO	Silver	Off	\$342.47	\$342.47	\$342.47	\$342.47	\$342.47	\$342.47	\$342.47	
33709PA0930001	my Blue Access EPO Bronze 7800 - 1 Free PCP Visit	EPO	Bronze	Off	\$297.51	\$297.51	\$297.51	\$297.51	\$297.51	\$297.51	\$297.51	
33709PA0940006	my Direct Blue EPO Gold 0 - 2 Free PCP Visits	EPO	Gold	On/Off								
33709PA0940005	my Direct Blue EPO Gold 800 - 2 Free PCP Visits	EPO	Gold	On/Off								
33709PA0940004	my Direct Blue EPO Silver 2900 - 2 Free PCP Visits	EPO	Silver	On/Off								
33709PA0950002	my Direct Blue EPO Silver 3950 HSA	EPO	Silver	On/Off								
33709PA0950003	my Direct Blue EPO Silver 1750 HSA	EPO	Silver	Off								
33709PA0940002	my Direct Blue EPO Bronze 3900	EPO	Bronze	On/Off								
33709PA0940003	my Direct Blue EPO Bronze 7800 - 1 Free PCP Visit	EPO	Bronze	On/Off								
33709PA0940001	my Direct Blue EPO Bronze 7900	EPO	Bronze	On/Off								
33709PA0950001	my Direct Blue EPO Bronze 6750 HSA	EPO	Bronze	Off								
33709PA0960001	my Direct Blue Major Events EPO 8150 - 3 Free PCP Visits	EPO	Catastrophic	On/Off								
33709PA0970006	my Direct Blue Lehigh Valley EPO Gold 0 - 2 Free PCP Visits	EPO	Gold	On/Off								
33709PA0970005	my Direct Blue Lehigh Valley EPO Gold 800 - 2 Free PCP Visits	EPO	Gold	On/Off								
33709PA0970004	my Direct Blue Lehigh Valley EPO Silver 2900 - 2 Free PCP Visits	EPO	Silver	On/Off								
33709PA0980002	my Direct Blue Lehigh Valley EPO Silver 3950 HSA	EPO	Silver	On/Off								
33709PA0980003	my Direct Blue Lehigh Valley EPO Silver 1750 HSA	EPO	Silver	Off								
33709PA0970002	my Direct Blue Lehigh Valley EPO Bronze 3900	EPO	Bronze	On/Off								
33709PA0970003	my Direct Blue Lehigh Valley EPO Bronze 7800 - 1 Free PCP Visit	EPO	Bronze	On/Off								
33709PA0970001	my Direct Blue Lehigh Valley EPO Bronze 7900	EPO	Bronze	On/Off								
33709PA0980001	my Direct Blue Lehigh Valley EPO Bronze 6750 HSA	EPO	Bronze	Off								
33709PA0990001	my Direct Blue Lehigh Valley Major Events EPO 8150 - 3 Free PCP Visits	EPO	Catastrophic	On/Off								
33709PA1000006	my Blue Access EPO Gold 0 - 2 Free PCP Visits	EPO	Gold	On/Off								
33709PA1000005	my Blue Access EPO Gold 800 - 2 Free PCP Visits	EPO	Gold	On/Off								
33709PA1000004	my Blue Access EPO Silver 2900 - 2 Free PCP Visits	EPO	Silver	On/Off								
33709PA1010002	my Blue Access EPO Silver 3950 HSA	EPO	Silver	On/Off								
33709PA1010003	my Blue Access EPO Silver 1750 HSA	EPO	Silver	Off								
33709PA1000002	my Blue Access EPO Bronze 3900	EPO	Bronze	On/Off								
33709PA1000003	my Blue Access EPO Bronze 7800 - 1 Free PCP Visit	EPO	Bronze	On/Off								
33709PA1000001	my Blue Access EPO Bronze 7900	EPO	Bronze	On/Off								
33709PA1010001	my Blue Access EPO Bronze 6750 HSA	EPO	Bronze	Off								
33709PA1020001	my Blue Access Major Events EPO 8150 - 3 Free PCP Visits	EPO	Catastrophic	On/Off								

Company Name **Highmark Inc.**

Market **Individual**

RATES FOR AGE 21, NON-TOBACCO USER, BY RATING AREA AND COUNTY

					RATING AREA 6										RATING AREA 7			
02-01-2019 Number of Covered Lives by Rating County					1	0	0	0	0	0	0	0	0	0	0	0	0	0
HIOS Plan ID	Plan Marketing Name	Product	Metal	On/Off Exchange	Centre	Columbia	Lehigh	Mifflin	Montour	Northampton	Northumberland	Schuylkill	Snyder	Union	Adams	Berks	Lancaster	York
33709PA0870001	my Direct Blue EPO Gold 800 - 2 Free PCP Visits	EPO	Gold	On/Off														
33709PA0870002	my Direct Blue EPO Silver 2900 - 2 Free PCP Visits	EPO	Silver	On/Off														
33709PA0870007	my Direct Blue EPO Bronze 3900	EPO	Bronze	On/Off														
33709PA0870008	my Direct Blue EPO Bronze 7900	EPO	Bronze	On/Off														
33709PA0870012	my Direct Blue EPO Gold 0 - 2 Free PCP Visits	EPO	Gold	On/Off														
33709PA0870011	my Direct Blue EPO Bronze 7800 - 1 Free PCP Visit	EPO	Bronze	On/Off														
33709PA0890001	my Direct Blue EPO Silver 3950 HSA	EPO	Silver	On/Off														
33709PA0890003	my Direct Blue EPO Silver 1750 HSA	EPO	Silver	Off														
33709PA0890002	my Direct Blue EPO Bronze 6750 HSA	EPO	Bronze	Off														
33709PA1040001	my Direct Blue Major Events EPO 8150 - 3 Free PCP Visits	EPO	Catastrophic	On/Off														
33709PA0860001	my Direct Blue Conemaugh EPO Gold 800 - 2 Free PCP Visits	EPO	Gold	On/Off														
33709PA0860002	my Direct Blue Conemaugh EPO Silver 2900 - 2 Free PCP Visits	EPO	Silver	On/Off														
33709PA0860007	my Direct Blue Conemaugh EPO Bronze 3900	EPO	Bronze	On/Off														
33709PA0860008	my Direct Blue Conemaugh EPO Bronze 7900	EPO	Bronze	On/Off														
33709PA0860012	my Direct Blue Conemaugh EPO Gold 0 - 2 Free PCP Visits	EPO	Gold	On/Off														
33709PA0860011	my Direct Blue Conemaugh EPO Bronze 7800 - 1 Free PCP Visit	EPO	Bronze	On/Off														
33709PA0880001	my Direct Blue Conemaugh EPO Silver 3950 HSA	EPO	Silver	On/Off														
33709PA0880003	my Direct Blue Conemaugh EPO Silver 1750 HSA	EPO	Silver	Off														
33709PA0880002	my Direct Blue Conemaugh EPO Bronze 6750 HSA	EPO	Bronze	Off														
33709PA1050001	my Direct Blue Conemaugh Major Events EPO 8150 - 3 Free PCP Visits	EPO	Catastrophic	On/Off														
33709PA1080001	my Blue Access EPO Silver 1750 HSA	EPO	Silver	Off	\$367.18													
33709PA0930001	my Blue Access EPO Bronze 7800 - 1 Free PCP Visit	EPO	Bronze	Off	\$318.98													
33709PA0940006	my Direct Blue EPO Gold 0 - 2 Free PCP Visits	EPO	Gold	On/Off												\$412.28	\$412.28	
33709PA0940005	my Direct Blue EPO Gold 800 - 2 Free PCP Visits	EPO	Gold	On/Off												\$424.75	\$424.75	
33709PA0940004	my Direct Blue EPO Silver 2900 - 2 Free PCP Visits	EPO	Silver	On/Off												\$414.39	\$414.39	
33709PA0950002	my Direct Blue EPO Silver 3950 HSA	EPO	Silver	On/Off												\$397.08	\$397.08	
33709PA0950003	my Direct Blue EPO Silver 1750 HSA	EPO	Silver	Off												\$347.52	\$347.52	
33709PA0940002	my Direct Blue EPO Bronze 3900	EPO	Bronze	On/Off												\$300.36	\$300.36	
33709PA0940003	my Direct Blue EPO Bronze 7800 - 1 Free PCP Visit	EPO	Bronze	On/Off												\$299.98	\$299.98	
33709PA0940001	my Direct Blue EPO Bronze 7900	EPO	Bronze	On/Off												\$289.03	\$289.03	
33709PA0950001	my Direct Blue EPO Bronze 6750 HSA	EPO	Bronze	Off												\$299.84	\$299.84	
33709PA0960001	my Direct Blue Major Events EPO 8150 - 3 Free PCP Visits	EPO	Catastrophic	On/Off												\$239.19	\$239.19	
33709PA0970006	my Direct Blue Lehigh Valley EPO Gold 0 - 2 Free PCP Visits	EPO	Gold	On/Off						\$418.78			\$418.78					
33709PA0970005	my Direct Blue Lehigh Valley EPO Gold 800 - 2 Free PCP Visits	EPO	Gold	On/Off						\$431.44			\$431.44					
33709PA0970004	my Direct Blue Lehigh Valley EPO Silver 2900 - 2 Free PCP Visits	EPO	Silver	On/Off						\$420.93			\$420.93					
33709PA0980002	my Direct Blue Lehigh Valley EPO Silver 3950 HSA	EPO	Silver	On/Off						\$403.35			\$403.35					
33709PA0980003	my Direct Blue Lehigh Valley EPO Silver 1750 HSA	EPO	Silver	Off						\$353.00			\$353.00					
33709PA0970002	my Direct Blue Lehigh Valley EPO Bronze 3900	EPO	Bronze	On/Off						\$305.09			\$305.09					
33709PA0970003	my Direct Blue Lehigh Valley EPO Bronze 7800 - 1 Free PCP Visit	EPO	Bronze	On/Off						\$304.71			\$304.71					
33709PA0970001	my Direct Blue Lehigh Valley EPO Bronze 7900	EPO	Bronze	On/Off						\$293.58			\$293.58					
33709PA0980001	my Direct Blue Lehigh Valley EPO Bronze 6750 HSA	EPO	Bronze	Off						\$304.57			\$304.57					
33709PA0990001	my Direct Blue Lehigh Valley Major Events EPO 8150 - 3 Free PCP Visits	EPO	Catastrophic	On/Off						\$242.96			\$242.96					
33709PA1000006	my Blue Access EPO Gold 0 - 2 Free PCP Visits	EPO	Gold	On/Off	\$503.36	\$503.36	\$503.36	\$503.36	\$503.36	\$503.36	\$503.36	\$503.36	\$503.36	\$503.36	\$503.36	\$503.36	\$503.36	\$503.36
33709PA1000005	my Blue Access EPO Gold 800 - 2 Free PCP Visits	EPO	Gold	On/Off	\$518.58	\$518.58	\$518.58	\$518.58	\$518.58	\$518.58	\$518.58	\$518.58	\$518.58	\$518.58	\$518.58	\$518.58	\$518.58	\$518.58
33709PA1000004	my Blue Access EPO Silver 2900 - 2 Free PCP Visits	EPO	Silver	On/Off	\$505.93	\$505.93	\$505.93	\$505.93	\$505.93	\$505.93	\$505.93	\$505.93	\$505.93	\$505.93	\$505.93	\$505.93	\$505.93	\$505.93
33709PA1010002	my Blue Access EPO Silver 3950 HSA	EPO	Silver	On/Off	\$484.81	\$484.81	\$484.81	\$484.81	\$484.81	\$484.81	\$484.81	\$484.81	\$484.81	\$484.81	\$484.81	\$484.81	\$484.81	\$484.81
33709PA1010003	my Blue Access EPO Silver 1750 HSA	EPO	Silver	Off	\$424.28	\$424.28	\$424.28	\$424.28	\$424.28	\$424.28	\$424.28	\$424.28	\$424.28	\$424.28	\$424.28	\$424.28	\$424.28	\$424.28
33709PA1000002	my Blue Access EPO Bronze 3900	EPO	Bronze	On/Off	\$366.71	\$366.71	\$366.71	\$366.71	\$366.71	\$366.71	\$366.71	\$366.71	\$366.71	\$366.71	\$366.71	\$366.71	\$366.71	\$366.71
33709PA1000003	my Blue Access EPO Bronze 7800 - 1 Free PCP Visit	EPO	Bronze	On/Off	\$366.25	\$366.25	\$366.25	\$366.25	\$366.25	\$366.25	\$366.25	\$366.25	\$366.25	\$366.25	\$366.25	\$366.25	\$366.25	\$366.25
33709PA1000001	my Blue Access EPO Bronze 7900	EPO	Bronze	On/Off	\$352.87	\$352.87	\$352.87	\$352.87	\$352.87	\$352.87	\$352.87	\$352.87	\$352.87	\$352.87	\$352.87	\$352.87	\$352.87	\$352.87
33709PA1010001	my Blue Access EPO Bronze 6750 HSA	EPO	Bronze	Off	\$366.09	\$366.09	\$366.09	\$366.09	\$366.09	\$366.09	\$366.09	\$366.09	\$366.09	\$366.09	\$366.09	\$366.09	\$366.09	\$366.09
33709PA1020001	my Blue Access Major Events EPO 8150 - 3 Free PCP Visits	EPO	Catastrophic	On/Off	\$292.03	\$292.03	\$292.03	\$292.03	\$292.03	\$292.03	\$292.03	\$292.03	\$292.03	\$292.03	\$292.03	\$292.03	\$292.03	\$292.03

Company Name Highmark Inc.  
 Market Individual  
 RATES FOR AGE 21, NON-TOBACCO USER, BY RATING AREA AND COUNTY

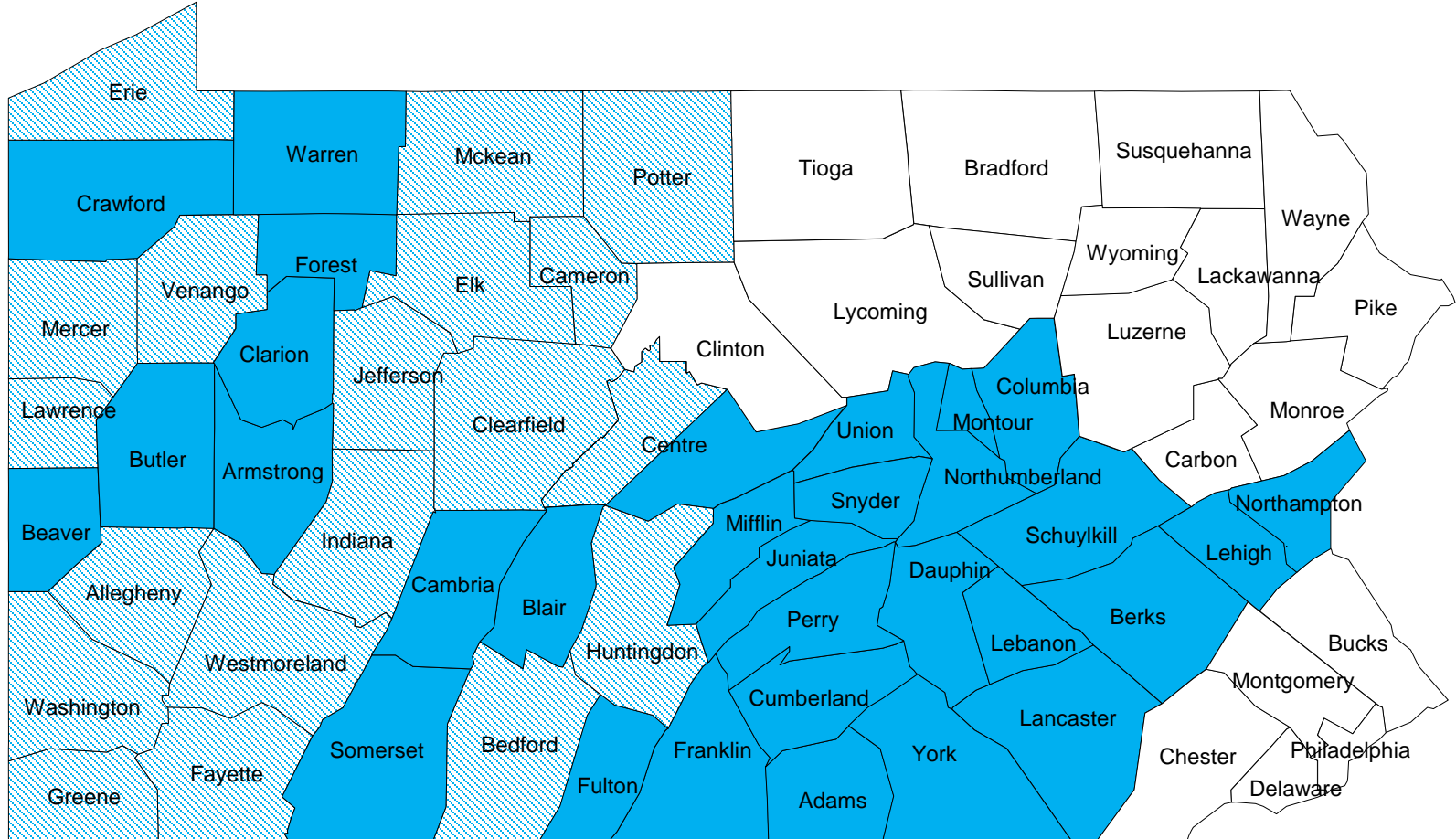
					RATING AREA 8					RATING AREA 9						
02-01-2019 Number of Covered Lives by Rating County					0	0	0	0	0	0	0	0	0	0	0	0
HIOS Plan ID	Plan Marketing Name	Product	Metal	On/Off Exchange	Bucks	Chester	Delaware	Montgomery	Philadelphia	Cumberland	Dauphin	Franklin	Fulton	Junia	Lebanon	Perry
33709PA0870001	my Direct Blue EPO Gold 800 - 2 Free PCP Visits	EPO	Gold	On/Off												
33709PA0870002	my Direct Blue EPO Silver 2900 - 2 Free PCP Visits	EPO	Silver	On/Off												
33709PA0870007	my Direct Blue EPO Bronze 3900	EPO	Bronze	On/Off												
33709PA0870008	my Direct Blue EPO Bronze 7900	EPO	Bronze	On/Off												
33709PA0870012	my Direct Blue EPO Gold 0 - 2 Free PCP Visits	EPO	Gold	On/Off												
33709PA0870011	my Direct Blue EPO Bronze 7800 - 1 Free PCP Visit	EPO	Bronze	On/Off												
33709PA0890001	my Direct Blue EPO Silver 3950 HSA	EPO	Silver	On/Off												
33709PA0890003	my Direct Blue EPO Silver 1750 HSA	EPO	Silver	Off												
33709PA0890002	my Direct Blue EPO Bronze 6750 HSA	EPO	Bronze	Off												
33709PA1040001	my Direct Blue Major Events EPO 8150 - 3 Free PCP Visits	EPO	Catastrophic	On/Off												
33709PA0860001	my Direct Blue Conemaugh EPO Gold 800 - 2 Free PCP Visits	EPO	Gold	On/Off												
33709PA0860002	my Direct Blue Conemaugh EPO Silver 2900 - 2 Free PCP Visits	EPO	Silver	On/Off												
33709PA0860007	my Direct Blue Conemaugh EPO Bronze 3900	EPO	Bronze	On/Off												
33709PA0860008	my Direct Blue Conemaugh EPO Bronze 7900	EPO	Bronze	On/Off												
33709PA0860012	my Direct Blue Conemaugh EPO Gold 0 - 2 Free PCP Visits	EPO	Gold	On/Off												
33709PA0860011	my Direct Blue Conemaugh EPO Bronze 7800 - 1 Free PCP Visit	EPO	Bronze	On/Off												
33709PA0880001	my Direct Blue Conemaugh EPO Silver 3950 HSA	EPO	Silver	On/Off												
33709PA0880003	my Direct Blue Conemaugh EPO Silver 1750 HSA	EPO	Silver	Off												
33709PA0880002	my Direct Blue Conemaugh EPO Bronze 6750 HSA	EPO	Bronze	Off												
33709PA1050001	my Direct Blue Conemaugh Major Events EPO 8150 - 3 Free PCP Visits	EPO	Catastrophic	On/Off												
33709PA1080001	my Blue Access EPO Silver 1750 HSA	EPO	Silver	Off												
33709PA0930001	my Blue Access EPO Bronze 7800 - 1 Free PCP Visit	EPO	Bronze	Off												
33709PA0940006	my Direct Blue EPO Gold 0 - 2 Free PCP Visits	EPO	Gold	On/Off	\$404.35	\$404.35	\$404.35							\$404.35	\$404.35	
33709PA0940005	my Direct Blue EPO Gold 800 - 2 Free PCP Visits	EPO	Gold	On/Off	\$416.58	\$416.58	\$416.58							\$416.58	\$416.58	
33709PA0940004	my Direct Blue EPO Silver 2900 - 2 Free PCP Visits	EPO	Silver	On/Off	\$406.42	\$406.42	\$406.42							\$406.42	\$406.42	
33709PA0950002	my Direct Blue EPO Silver 3950 HSA	EPO	Silver	On/Off	\$389.45	\$389.45	\$389.45							\$389.45	\$389.45	
33709PA0950003	my Direct Blue EPO Silver 1750 HSA	EPO	Silver	Off	\$340.83	\$340.83	\$340.83							\$340.83	\$340.83	
33709PA0940002	my Direct Blue EPO Bronze 3900	EPO	Bronze	On/Off	\$294.59	\$294.59	\$294.59							\$294.59	\$294.59	
33709PA0940003	my Direct Blue EPO Bronze 7800 - 1 Free PCP Visit	EPO	Bronze	On/Off	\$294.21	\$294.21	\$294.21							\$294.21	\$294.21	
33709PA0940001	my Direct Blue EPO Bronze 7900	EPO	Bronze	On/Off	\$283.47	\$283.47	\$283.47							\$283.47	\$283.47	
33709PA0950001	my Direct Blue EPO Bronze 6750 HSA	EPO	Bronze	Off	\$294.08	\$294.08	\$294.08							\$294.08	\$294.08	
33709PA0960001	my Direct Blue Major Events EPO 8150 - 3 Free PCP Visits	EPO	Catastrophic	On/Off	\$234.59	\$234.59	\$234.59							\$234.59	\$234.59	
33709PA0970006	my Direct Blue Lehigh Valley EPO Gold 0 - 2 Free PCP Visits	EPO	Gold	On/Off												
33709PA0970005	my Direct Blue Lehigh Valley EPO Gold 800 - 2 Free PCP Visits	EPO	Gold	On/Off												
33709PA0970004	my Direct Blue Lehigh Valley EPO Silver 2900 - 2 Free PCP Visits	EPO	Silver	On/Off												
33709PA0980002	my Direct Blue Lehigh Valley EPO Silver 3950 HSA	EPO	Silver	On/Off												
33709PA0980003	my Direct Blue Lehigh Valley EPO Silver 1750 HSA	EPO	Silver	Off												
33709PA0970002	my Direct Blue Lehigh Valley EPO Bronze 3900	EPO	Bronze	On/Off												
33709PA0970003	my Direct Blue Lehigh Valley EPO Bronze 7800 - 1 Free PCP Visit	EPO	Bronze	On/Off												
33709PA0970001	my Direct Blue Lehigh Valley EPO Bronze 7900	EPO	Bronze	On/Off												
33709PA0980001	my Direct Blue Lehigh Valley EPO Bronze 6750 HSA	EPO	Bronze	Off												
33709PA0990001	my Direct Blue Lehigh Valley Major Events EPO 8150 - 3 Free PCP Visits	EPO	Catastrophic	On/Off												
33709PA1000006	my Blue Access EPO Gold 0 - 2 Free PCP Visits	EPO	Gold	On/Off	\$493.68	\$493.68	\$493.68	\$493.68	\$493.68	\$493.68	\$493.68	\$493.68	\$493.68	\$493.68	\$493.68	\$493.68
33709PA1000005	my Blue Access EPO Gold 800 - 2 Free PCP Visits	EPO	Gold	On/Off	\$508.60	\$508.60	\$508.60	\$508.60	\$508.60	\$508.60	\$508.60	\$508.60	\$508.60	\$508.60	\$508.60	\$508.60
33709PA1000004	my Blue Access EPO Silver 2900 - 2 Free PCP Visits	EPO	Silver	On/Off	\$496.20	\$496.20	\$496.20	\$496.20	\$496.20	\$496.20	\$496.20	\$496.20	\$496.20	\$496.20	\$496.20	\$496.20
33709PA1010002	my Blue Access EPO Silver 3950 HSA	EPO	Silver	On/Off	\$475.48	\$475.48	\$475.48	\$475.48	\$475.48	\$475.48	\$475.48	\$475.48	\$475.48	\$475.48	\$475.48	\$475.48
33709PA1010003	my Blue Access EPO Silver 1750 HSA	EPO	Silver	Off	\$416.12	\$416.12	\$416.12	\$416.12	\$416.12	\$416.12	\$416.12	\$416.12	\$416.12	\$416.12	\$416.12	\$416.12
33709PA1000002	my Blue Access EPO Bronze 3900	EPO	Bronze	On/Off	\$359.66	\$359.66	\$359.66	\$359.66	\$359.66	\$359.66	\$359.66	\$359.66	\$359.66	\$359.66	\$359.66	\$359.66
33709PA1000003	my Blue Access EPO Bronze 7800 - 1 Free PCP Visit	EPO	Bronze	On/Off	\$359.20	\$359.20	\$359.20	\$359.20	\$359.20	\$359.20	\$359.20	\$359.20	\$359.20	\$359.20	\$359.20	\$359.20
33709PA1000001	my Blue Access EPO Bronze 7900	EPO	Bronze	On/Off	\$346.09	\$346.09	\$346.09	\$346.09	\$346.09	\$346.09	\$346.09	\$346.09	\$346.09	\$346.09	\$346.09	\$346.09
33709PA1010001	my Blue Access EPO Bronze 6750 HSA	EPO	Bronze	Off	\$359.05	\$359.05	\$359.05	\$359.05	\$359.05	\$359.05	\$359.05	\$359.05	\$359.05	\$359.05	\$359.05	\$359.05
33709PA1020001	my Blue Access Major Events EPO 8150 - 3 Free PCP Visits	EPO	Catastrophic	On/Off	\$286.42	\$286.42	\$286.42	\$286.42	\$286.42	\$286.42	\$286.42	\$286.42	\$286.42	\$286.42	\$286.42	\$286.42




# 2020 Service Area


Issuer: Highmark Inc.

Market: Individual



**Key** (*modify as needed*)

 : 2020 on-exchange service area

 : 2020 off-exchange only service area





June 25, 2019

Mr. James Lavery, Actuary  
Bureau of Life, Accident & Health Insurance  
Commonwealth of Pennsylvania Insurance Department  
1311 Strawberry Square  
Harrisburg, PA 17120

Re: Highmark Inc. 2020 ACA Rate Filing (Individual Market)  
Highmark Filing # 1A-DP-19-HI (SERFF Filing # HGHM-131904489)

Dear Mr. Lavery:

Enclosed are responses to your June 18, 2019 questions regarding SERFF Filing # HGHM-131904489. We have included your questions along with our responses for your convenience. Since the questions did not require changes to the originally submitted content, the Filing has not been revised at this time.

Should you have any further questions regarding this Filing, please feel free to contact me at [REDACTED] or via e-mail at: [REDACTED]

Sincerely,

[REDACTED]

[REDACTED]  
Manager, Actuarial Services  
Highmark Inc.

cc:

[REDACTED]

Enclosures

**1. Please explain how morbidity was removed from impacting the variations in rate increases per the updated URR instructions.**

Response:

When developing the AV and Cost Sharing Design for each plan design, we did not include adjustments that take into account the morbidity of the population expected to enroll in the plan. Additionally, the geographic rating factors used for pricing do not include differences in population morbidity by geographic area. Therefore, the variations in plan increases are not impacted by morbidity.

**2. Please explain why the ultimate incurred claims in Table 2 of the PAAM (8,305,197) does not match the sum of 2018 ultimate incurred claims in Table 4 (8,305,526).**

Response:

The ultimate incurred claims in Table 2 apply an annual completion factor; whereas, the ultimate incurred claims in Table 4 is applied at the monthly level. Hence, the minimal difference between the two amounts.

**3. For both the allowed and incurred claims in the experience period, please provide the three components referenced in the Part III memo: the amount of claims which were processed through the claims system, processed outside of the Company's claims system, and the best estimate of claims incurred but not paid as of the paid through date.**

Response:

Please see the attached exhibit labeled Q3 Response.

**4. Considering the current date of the URRT is February 1, 2019, please explain why the current enrollment on the URRT (1,080) does not match the PAAM Table 1 (1,206).**

Response:

Highmark has some plans that were offered only in 2019 (not offered in the experience period or in the projection period). These plans are not captured in the URRT; therefore, the enrollment is excluded as well.

**5. Please provide more detail as to sources used to provide the manual rate experience period claims and how these sources were blended as referenced in Section VI.1 of the Part III memo and provide quantitative support.**

Response:

Please see the attached exhibit labeled Q5 Response.

The manual rate is derived using the 2/1/2019 enrollment profile which is categorized into the following categories:

Renewal

- This represents our 2018 ACA members that reenrolled in Highmark and HHIC. The normalized allowed PMPM was calculated by normalizing the allowed PMPM for demographic, network, and benefit richness factors.

Other Highmark

- This represents the 2018 members from other Highmark markets such as group markets that enrolled in Highmark and HHIC. The normalized PMPM was calculated by reviewing its allowed

claims, adjusted for benefit differential if needed and then normalized for demographic, network, and benefit richness factors.

Prior ACA

- This represents our 2017 ACA members that lapsed in 2018 and now reenrolled in Highmark and HHIC. We reviewed its 2017 ACA claims, trended to 2018, and used this as starting point to approximate the 2018 allowed claims. The normalized allowed PMPM was then calculated by normalizing the allowed PMPM for demographic, network, and benefit richness factors.

New

- This represents the catch-all category of the remaining members that enrolled in Highmark and HHIC. The normalized allowed PMPM was then calculated by normalizing the allowed PMPM for demographic, network, and benefit richness factors.

**6. Please explain all adjustment made to the 2018 manual rate data to reflect the population being projected. For example, what adjustments were made to the group source data to reflect the individual market?**

Response:

The claims PMPMs for the “Other Highmark” included a 5% load adjustment for the potential anti-selection from the COBRA members. The claims PMPMs for the “New” segment are set to equal the “Renewal” segment.

**7. With respect to the data used to develop the manual rate, was the volume of large claims during the experience period unusually high or low? If so, was any adjustment made to reflect this?**

Response:

In the development of the manual rate, the volume of large claims was assumed to be reasonably consistent from year to year. Due to the level of population changes that typically occur in the ACA individual market, it would be unreliable to explicitly make an adjustment based on current data. The morbidity factor adjustments implicitly account for large claim volume differences between populations.

**8. Please provide quantitative support for the 2020 network factor of 1.042**

Response:

The 1.042 value shown in Attachment A represents the Change in Network factor. Please see the attached exhibit labeled Q8 Response for the development of the 2020 network factor component.

The network factors on PAAM Table 14 are just the medical component. Thus, we first calculated the allowed claims weighted average network factors for each service zone as defined in Table 14. These weighted average network factors are additionally weighted by the projected enrollment by service zone to derive the overall network factor of 1.034 as shown on Attachment A.

**9. The URRT WS 1 estimates a risk adjustment receivable of \$1 million while the PA RATEE template estimates \$1.7 million. Please explain this discrepancy and why the PA estimate was not used.**

Response:

The URRT Worksheet 1 value represents the Company’s estimated calendar year 2018 risk adjustment transfer payment with two months of run-out. This particular estimate was chosen for reporting on URRT Worksheet 1 in order to align the timing of the risk adjustment and the claim values displayed. The URRT

value also includes an estimate for the expected impact of the High Cost Risk Pool (HCRP) component of the program. The PA RATEE results did not include an estimate for the impact of the HCRP.

**10. Please explain how you plan to determine the projected 2020 risk adjustment transfer amount once HHS releases the actual amount for 2018.**

Response:

Once HHS releases the actual transfer amounts for 2018, Highmark will reassess its initial projected 2020 risk adjustment transfer amount. At this point in time, it would be difficult to speculate how or to what degree actual results may influence current assumptions.

**11. Regarding the risk adjustment attachment B:**

- a) Please provide quantitative support for the [REDACTED] HHS Risk Score
- b) Please explain the HI Actuarial Value of [REDACTED] considering the 0.699 factor included on the PAAM Table 10.
- c) Considering the PLRS and ARF from the PA RATEE file was used without adjustment, why was the actuarial value of [REDACTED] adjusted to [REDACTED] for the state.

Response:

- a) The [REDACTED] Highmark HHS risk score shown in Attachment B was developed for the population of members that comprised the manual rate development discussed in the response to Question 5 above. For sources of members where we had 2018 (or 2017) claims experience and diagnosis data, we utilized their risk scores in the calculation. For the “New” source of members where we did not have claims experience, we made an assumption regarding this category’s risk score based on a review of the claim level and risk score relativities of the other sources.
- b) The [REDACTED] Highmark actuarial value shown in Attachment B was developed for the population of members that comprised the manual rate development discussed in the response to Question 5 above. It represents a weighted average of the standard actuarial values used in the risk adjustment transfer formula (i.e. 0.9 for platinum, 0.8 for gold, 0.7 for silver, 0.6 for bronze, and 0.57 for catastrophic). On the other hand, the 0.699 value from the PAAM Table 10 represents a weighted average of actuarial values from the actuarial value calculator using the current snapshot membership distribution for this issuer.
- c) The statewide average actuarial value and induced demand factors were developed using the enrollment mix by metal level from the PID’s 1Q2019 Enrollment Survey released on April 23, 2019. Highmark believes this metal level mix is more representative of the 2020 population because it reflects additional benefit ‘buy-down’ that has occurred since 2018.

**12. Please provide quantitative support for the Projected MLR of 91.9%.**

Response:

Please see the attached exhibit labeled Q12 Response for the development of the 91.9% Projected MLR.

**13. Please provide the development of the 2.91% exchange fee showing all adjustments.**

Response:

Please see the attached exhibit labeled Q13 Response for the development of the 2.91% exchange fee.

**14. For all plans, the paid to allowed ratios as shown in Attachment C, which does not include the CSR load or induced demand, is larger than the Metal AV in the URRT. What is driving these differences?**

Response:

The paid-to-allowed ratios in Attachment C are the pricing factors which are determined using Highmark's underlying ACA claims experience. Our actual paid-to-allowed factors have historically been higher than the factors from the HHS AV calculator. For on exchange Silver Plans, the pricing factors in Attachment C include the 1.20 CSR load.

The metal AV factors on URRT Worksheet 2 (line 1.6 or row 15), however, are derived using the HHS AV calculator which relies on standard national population claims experience and would not be aligned to the pricing AVs in general. The HHS AV calculator is helpful in determining the metal level of a given benefit plan which allows for ease in comparing the qualified health plans among the carriers.

**15. The provider network factors in Table 10 should be normalized, please correct.**

Response:

The network factors in Table 10 of the PAAM were normalized. Please see the response to Question 8 above as well as the attached exhibit labeled Q8 Response for a demonstration of the normalization. Table 10 weights the normalized factors by snapshot enrollment rather than projected enrollment, which is why the total value on Table 10 is not 1.000.

**16. Please explain how the 0.92 catastrophic plan was developed.**

Response:

The 0.92 factor is intended to represent the expected impact of the unique catastrophic plan eligibility category, which is one of the permitted plan-level adjustments to the index rate. Given the leaner benefit design of catastrophic plan, separate risk adjustment and greater eligibility by younger individuals, it was reasonable to assume that a reduction factor (i.e. a factor less than 1.0) was appropriate. This factor was developed in our initial ACA rate filing for the 2014 Plan Year and was based on data and analysis from outside consultants with better access to industry data. The development of the 0.92 factor took into consideration the compressed age curve, along with the eligibility restrictions for catastrophic plans. We have continued to use the same factor in each subsequent year. Similar factors are used by other issuers in the market and the resulting premium rates are in line with other issuers in the marketplace, supporting the reasonability and appropriateness of this factor.

**17. Please provide quantitative support for the health insurer fee.**

Response:

The first step in calculating the health insurer fee is estimating the industry-wide fee to be collected as well as the industry-wide eligible premium in billions of dollars based on historical amounts. The ratio of these two estimates produces an estimated percentage of premium. Second, this percentage of premium is multiplied by our company-specific projected 2019 premium to derive an estimate of the dollars expected to be assessed in 2020. Finally, these estimated dollars are then divided by our company-specific projected 2020 premium to derive an estimate of the percentage of premium need to be built into the rate filing. This amount is 2.14%, which is further divided by (1 - 0.21) to account for the income tax rate. The resulting value is 2.71%. The pricing assumption was set at 2.8% given the potential fluctuation in the estimates outlined above.

**18. Please provide support for the geographic factors and explain how morbidity was not considered.**

Response:

These factors were developed in our initial ACA rate filing for the 2014 Plan Year and were based on the normalized group experience for the pre-defined rating areas.

**The following are additional questions or comments from the PID:**

**1. Please confirm that you have tested to ensure that the rates in Table 11 of the Actuarial Memorandum Exhibits, the PA Plan Design Summary and Rate Tables, the Federal Rates Template, and in the binder are identical.**

Response:

We have tested and confirmed that the rates in Table 11 of the Actuarial Memorandum Exhibits, the PA Plan Design Summary and Rate Tables, the Federal Rates Template, and in the binder are identical.

**2. Regarding Risk Adjustment Data Validation process (RADV):**

- a) **Please describe any adjustments or considerations made due to the Risk Adjustment Data Validation process (RADV).**
- b) **As you know CMS is performing a risk adjustment validation starting with 2017 risk adjustment data. We are considering allowing an estimate of the impact of risk adjustment modifications in rate filings as an adjustment to the projected risk adjustment. Before implementation, we are soliciting feedback from our issuers on the pros and cons of the inclusion of this adjustment. If allowed, all issuers would be required to submit an estimate. The estimate may be \$0. Please provide any feedback that you would like us to consider.**

Response:

- a) The Company did consider whether or not any adjustment to projected experience was warranted due to the RADV process. However, since this process was only recently implemented, with 2017 results only recently released, we believe that it is too soon to make any assumptions in our projections regarding the anticipated level of payments or recoveries from this program.
- b) We provide the following additional considerations in assessing whether or not future adjustments would be practicable:
  - Overall, this program is designed to be revenue neutral across the market. So absent any reliable market-wide analysis, it would be equally likely that a company would receive a payment or would be required to make a contribution.
  - The consideration of risk score adjustments from the RADV process is dependent upon the entirety of market participants, and each participant's ultimate condition profile. These risk profiles are generally not known and could fluctuate from year to year.
  - The Individual market results for 2017 in Pennsylvania showed that a small risk score adjustment would be made for the 2018 risk adjustment transfer results. However, it has not been demonstrated that such an adjustment would tend to persist year over year. Furthermore, an adjustment could be made in the opposite direction in a future year.
  - Although we have not adjusted for the RADV process in our 2020 experience projection, we believe that such an adjustment may be warranted in future rate development periods if the process exhibits a reasonable level of predictability and recurrence. This may not be known until several years beyond the initial implementation.

**3. We have repurposed row 54 of Table 6 to capture RA User Fees. Please provide the RA User Fee percentage and pppm amount in cells C54 and D54, respectively.**

Response:

We intend to make this update to the template later in the review process so that if there are other subsequent updates needed, the number of document versions produced can be minimized.

**4. For the expanded bronze plans, please demonstrate that the copay is less than or equal to 50% coinsurance for that category.**

Response:

The Prescription Drug Benefit Plan provides three major services of coverage (as defined on page 94142 of the 2018 Notice of Benefit and Payment Parameters) that are less than or equal to 50% coinsurance and available prior to any deductible. These services include: generic drugs, specialty drugs, and preferred brand drugs. The coinsurance percentages and certifications of the values corresponding to these categories can be found in the AV screenshots and Certifications documents provided as a separate attachments with the initial SERFF submission.

## Highmark Inc.

## Individual Market

## Response to Objection 1 - Question 3

<b>2018 Base Experience Period Claims</b>	<b>Allowed Claims</b>	<b>Incurred Claims</b>
Processed Through the Issuer's Claim System	\$10,870,581	\$7,882,613
Processed Outside the Issuer's Claim System	\$0	\$0
Incurred But Not Paid	\$439,456	\$318,664
<b>Total Medical Claims</b>	<b>\$11,310,037</b>	<b>\$8,201,277</b>
Rx Rebates	(\$344,544)	(\$344,544)
<b>Total Medical Claims after Rx Rebates</b>	<b>\$10,965,493</b>	<b>\$7,856,733</b>
Pediatric Dental Claims	\$26,755	\$18,700
Pediatric Vision Capitation	\$5,416	\$5,416
Professional Settlements	\$50,814	\$50,814
Hospital Settlements	\$34,407	\$34,407
<b>Total Claims</b>	<b>\$11,082,884</b>	<b>\$7,966,069</b>
Total From URRT, WS1 Section 1	\$11,082,884	\$7,966,069



Highmark Inc.  
Individual Market  
Response to Objection 1 - Question 5

	Highmark				HHIC - CPA				HHIC - WPA				Combined
	Renewal	Other Highmark	Prior ACA	New	Renewal	Other Highmark	Prior ACA	New	Renewal	Other Highmark	Prior ACA	New	Total
Member Months	10,357	575	575	2,301	161,104	6,904	6,904	36,824	3,913	230	230	230	230,148
Member Months %	4.5%	0.3%	0.3%	1.0%	70.0%	3.0%	3.0%	16.0%	1.7%	0.1%	0.1%	0.1%	100.0%
Risk Scores	■	■	■	■	■	■	■	■	■	■	■	■	■
Claims Adjustment	1.000	1.050	1.000	1.000	1.000	1.050	1.000	1.000	1.000	1.050	1.000	1.000	
Completed Allowed Claims	\$7,223,790	\$306,820	\$173,520	\$1,525,031	\$101,351,258	\$5,884,974	\$4,161,077	\$20,757,219	\$3,350,488	\$2,816,674	\$138,703	\$187,926	\$147,877,479
Completed AC PMPMs	\$697.50	\$559.92	\$301.58	\$662.63	\$629.11	\$894.96	\$602.67	\$563.69	\$856.35	\$12,850.46	\$602.67	\$816.55	\$644.49
Demographic Factor	1.830	1.788	1.311	1.734	2.001	1.942	1.798	1.772	1.874	2.610	1.707	1.736	1.949
Network	1.000	1.000	1.000	1.000	0.988	1.000	1.000	1.000	1.000	1.000	1.000	1.000	0.992
Benefit Richness Factor	1.027	1.080	1.030	1.030	1.030	1.080	1.030	1.030	1.001	1.080	1.030	1.030	1.032
Normalized AC PMPMs	\$371.00	\$289.92	\$223.34	\$371.00	\$308.89	\$426.75	\$325.39	\$308.89	\$456.63	\$4,558.21	\$342.86	\$456.63	\$323.02

**Highmark Inc.**

**Individual Market**

**Response to Objection 1 - Question 8**

<b>Component</b>	<b>% of Allowed</b>	<b>Zone C</b>	<b>Zone F</b>	<b>Zone I</b>	<b>Zone N</b>	<b>Zone O</b>	<b>Zone Y</b>	<b>Total</b>
Projected Enrollment		1.5%	20.6%	5.2%	19.0%	52.7%	1.1%	100.0%
Medical Factor	77.7%	1.050	1.260	1.000	1.000	0.980	1.000	
Rx/Dental/Cap Factor	<u>22.3%</u>	<u>1.000</u>	<u>1.000</u>	<u>1.000</u>	<u>1.000</u>	<u>1.000</u>	<u>1.000</u>	
<b>Total Network Factor</b>	100.0%	1.039	1.202	1.000	1.000	0.984	1.000	<b>1.034</b>
<b>Normalized Network Factor</b>		1.005	1.163	0.967	0.967	0.952	0.967	<b>1.000</b>

## Highmark Inc.

## Individual Market

## Response to Objection 1 - Question 12

Description	Source	Calculation
<b>Numerator</b>		
Projected Paid EHB Claims PMPM	Table 5, C29	\$630.82
Projected Required Revenue PMPM	Table 6, C63	\$699.79
Quality Improvement Factor	CMS Default	0.80%
<u>Projected Risk Adjustment PMPM</u>	<u>Table 5, C31</u>	<u>\$27.75</u>
<b>Adjusted Claims</b>		<b>\$608.66</b>
<b>Denominator</b>		
Projected Required Revenue PMPM	Table 6, C63	\$699.79
Projected Exchange User Fee	Table 5, C32	\$18.05
Risk Adjustment User Fee	CMS	\$0.18
<u>Health Insurer Fee</u>	<u>Table 6, D57</u>	<u>\$19.59</u>
<b>Adjusted Premium</b>		<b>\$661.96</b>
<b>Projected MLR</b>		<b>91.9%</b>

**Highmark Inc.****Individual Market****Response to Objection 1 - Question 13**

<b>Description</b>	<b>Calculation</b>
Exchange User Fee	3%
<u>Projected On Exchange Membership</u>	<u>86%</u>
Exchange User Fee (% of Premium)	2.58%
Projected Paid to Allowed Ratio	0.796
Catastrophic Eligibility Adjustment	0.998
<u>Premium to Claim Adjustment</u>	<u>0.896</u>
Exchange User Fee	2.91%



July 12, 2019

Mr. James Lavery, Actuary  
Bureau of Life, Accident & Health Insurance  
Commonwealth of Pennsylvania Insurance Department  
1311 Strawberry Square  
Harrisburg, PA 17120

Re: Highmark Inc. 2020 ACA Rate Filing (Individual Market)  
Highmark Filing # 1A-DP-19-HI (SERFF Filing # HGHM-131904489)

Dear Mr. Lavery:

Enclosed are responses to your July 5, 2019 questions regarding SERFF Filing # HGHM-131904489. We have included your questions along with our responses for your convenience. In conjunction with these responses, we are also submitting revisions to the following documents in SERFF:

- PAAM Exhibits – This file is being revised to utilize the Department’s new template that repurposed row 54 of Table 6 to capture the RA User Fee.
- PA Actuarial Memorandum – This document is being revised to remove language that explained the prior disconnect on Table 6 caused by the fact that the RA User Fee was missing from that table. This language is no longer applicable in light of the Department’s new template.

Should you have any further questions regarding this Filing, please feel free to contact me at [REDACTED] or via e-mail at: [REDACTED].

Sincerely,

[REDACTED]

[REDACTED]  
Manager, Actuarial Services  
Highmark Inc.

cc: [REDACTED]

Enclosures

**1. Regarding your response to item 5 of our previous objections, please explain the differences between the “Completed AC PMPMs” of \$644.49 shown in cell O17 of your response and the Experience Period “Total Allowed EHB Claims + EHB Capitation PMPM (net of prescription drug rebates)” of \$627.39 shown in Cell L10 of Table 2b of the PAAM Exhibits.**

Response:

The “Completed AC PMPMs” of \$644.49 is the Medical Allowed Charge PMPM prior to adjusting for Rx Rebates, Hospital and Physician Settlements, Dental claims and Vision capitation. The \$627.39 value shown in Table 2b reflects these adjustments to the Medical Allowed Charge PMPM. A reconciliation of the two amounts can be found in Attachment A - Manual Cost Development & 'Change in Other' Calculation.

**2. Regarding your response to item 6 of our previous objections:**

**a) Please explain why you did not include an adjustment for differences in experience between the group and individual markets.**

Response:

On the Objection 1 – Question 5 response exhibit, the 1.05 factor applied to the ‘Other Highmark’ cohorts was intended to capture differences in experience between the group and individual markets.

**b) Since COBRA members are in the group market and not in individual, why was the 5% load adjustment for COBRA members added rather than subtracted?**

Response:

The 5% load is for potential anti-selection of members that may be coming off COBRA coverage from the group segment.

In general, when an employee loses group coverage and opts to remain on the group plan via COBRA, the employee could pay up 102% of the group rate. Thus, the 5% load is a reflection of this similar risk selection so a reduction in the claims would be counter intuitive to this potential risk.

**c) Does your statement that “the claims PMPMs for the ‘New’ segment are set to equal the ‘Renewal’ segment” refer to the 1.0 Claims Adjustment shown on row 15 of your response to item 5? If not please explain what it does refer to.**

Response:

This statement was intended to convey the fact that the normalized allowed charge PMPMs for the ‘New’ segment were set equal to the normalized allowed charge PMPMs for the ‘Renewal’ segment.

**3. Your response to item 18 of our previous objections states that the geographic factors were developed in our initial ACA rate filing for the 2014 Plan Year and have not changed. Has any review of more recent experience been performed to determine whether these factors remain appropriate?**

Response:

Given the continuous high churning and declining enrollment within Highmark’s Individual ACA business, our recent data is not stable enough to warrant a change from the already approved area factors.

**The following are additional questions or comments from the PID:**

**1. If the risk adjustment results released on June 28, 2019 are inconsistent with your projected assumptions, you may modify the risk adjustment transfer amount in Table 5. If such a modification is made, revise all the documents and exhibits impacted and the PA Actuarial Memorandum to discuss this change. This change must be made with your responses due by July 12, 2019.**

Response:

The Company is not modifying its projected 2020 risk adjustment transfer amounts based on the 2018 results released by CMS on June 28, 2019.

**2. In response to the Department's RADV survey, issuers indicated that they did not include a RADV adjustment in the initial submission, as there is no supportable reason for an adjustment when calculating the 2020 rates. Therefore, the Department has determined that there should be no RADV adjustments in the 2020 rate filings.**

Response:

The Company supports this position for the 2020 rate development and has not included any adjustments for RADV in our submitted 2020 rate filings.

	B	C	D	E	F	G	H	I	J	K	L	M	N	O	P	Q	R	S
1	<b>Unified Rate Review v5.0</b>																	
2																		
3	Company Legal Name:	Highmark Inc.														State:	PA	To add a product to Worksheet 2 - Plan Product Info, select the Add Product button or Ctrl + Shift + P.
4	HIOS Issuer ID:	33709														Market:	Individual	To add a plan to Worksheet 2 - Plan Product Info, select the Add Plan button or Ctrl + Shift + L.
5	Effective Date of Rate Change(s):	01/01/2020																
6																		
7																		
8	<b>Market Level Calculations (Same for all Plans)</b>																	
9																		
10																		
11	<b>Section I: Experience Period Data</b>																	
12	Experience Period:	01/01/2018		to	12/31/2018													
13				Total	PMPM													
14	Allowed Claims			\$11,082,883.74			\$695.77											
15	Reinsurance			\$0.00			\$0.00											
16	Incurred Claims in Experience Period			\$7,966,068.75			\$500.10											
17	Risk Adjustment			\$981,359.98			\$61.61											
18	Experience Period Premium			\$9,091,542.57			\$570.75											
19	Experience Period Member Months			15,929														
20																		
21	<b>Section II: Projections</b>																	
22		Experience Period Index	Year 1 Trend				Year 2 Trend				Trended EHB Allowed Claims							
23	<b>Benefit Category</b>	<b>Rate PMPM</b>	<b>Cost</b>	<b>Utilization</b>	<b>Cost</b>	<b>Utilization</b>	<b>Cost</b>	<b>Utilization</b>	<b>Cost</b>	<b>Utilization</b>	<b>PMPM</b>							
24	Inpatient Hospital	\$69.38	1.045	1.029	1.045	1.029	1.045	1.029	1.045	1.029	\$80.22							
25	Outpatient Hospital	\$179.59	1.045	1.029	1.045	1.029	1.045	1.029	1.045	1.029	\$207.66							
26	Professional	\$264.80	1.045	1.029	1.045	1.029	1.045	1.029	1.045	1.029	\$306.18							
27	Other Medical	\$18.59	1.045	1.029	1.045	1.029	1.045	1.029	1.045	1.029	\$21.50							
28	Capitation	\$0.34	0.694	1.000	0.800	1.000	0.800	1.000	0.800	1.000	\$0.19							
29	Prescription Drug	\$163.07	1.045	1.029	1.045	1.029	1.045	1.029	1.045	1.029	\$188.55							
30	Total	\$695.77									\$804.30							
31																		
32	Morbidity Adjustment											0.979						
33	Demographic Shift											1.107						
34	Plan Design Changes											1.000						
35	Other											1.024						
36	Adjusted Trended EHB Allowed Claims PMPM for	01/01/2020												\$892.58				
37																		
38	Manual EHB Allowed Claims PMPM											\$792.44						
39	Applied Credibility %											0.00%						
40																		
41													<b>Projected Period Totals</b>					
42	Projected Index Rate for	01/01/2020				\$792.44			\$182,378,481.12									
43	Reinsurance					\$0.00			\$0.00									
44	Risk Adjustment Payment/Charge					\$34.86			\$8,022,959.28									
45	Exchange User Fees					2.91%			\$5,225,816.96									
46	Market Adjusted Index Rate					\$780.29			\$179,581,338.80									
47																		
48	Projected Member Months											230,148						
49																		
50	<b>Information Not Releasable to the Public Unless Authorized by Law:</b> This information has not been publicly disclosed and may be privileged and confidential. It is for internal government use only and must not be disseminated, distributed, or copied to persons not authorized to receive the information. Unauthorized disclosure may result in prosecution to the full extent of the law.																	



**Product-Plan Data Collection**

Company Legal Name: Highmark Inc.  
 HIOS Issuer ID: 33709  
 Effective Date of Rate Change(s): 01/01/2020

State: PA  
 Market: Individual

To add a product to Worksheet 2 - Plan Product Info, select I  
 To add a plan to Worksheet 2 - Plan Product Info, select the  
 To validate, select the Validate button or Ctrl + Shift + I.  
 To finalize, select the Finalize button or Ctrl + Shift + F.

**Product/Plan Level Calculations**

Section I: General Product and Plan Information															
Field #	Product Name	Major Events Blue PPO				my Direct Blue Conemaugh EPO				my Direct B					
1.1	Product ID	33709PA038				33709PA086				33709					
1.2	Product ID	33709PA038				33709PA086				33709					
1.3	Plan Name	Major Events Blue PPO, a Community Blue Plan 7900	Major Events Blue PPO, a Community Blue Plan 7900	Conemaugh EPO Gold 800 - 2 Free PCP Visits	Conemaugh EPO Silver 2900 - 2 Free PCP Visits	my Direct Blue Conemaugh EPO 71505	my Direct Blue Conemaugh EPO 7000B	my Direct Blue Conemaugh EPO Bronze 3900	my Direct Blue Conemaugh EPO Bronze 7900	my Direct Blue Conemaugh EPO Gold 0 - 2 Free PCP Visits	my Direct Blue Conemaugh EPO Gold 0 - 2 Free PCP Visits	my Direct Blue Conemaugh EPO Silver 2900 - 2 Free PCP Visits	my Direct Blue Conemaugh EPO Silver 2900 - 2 Free PCP Visits		
1.4	Plan ID (Standard Component ID)	33709PA0380003	33709PA0380004	33709PA0860001	33709PA0860002	33709PA0860004	33709PA0860006	33709PA0860007	33709PA0860008	33709PA0860011	33709PA0860012	33709PA0870001	33709PA0870002	33709PA0870004	33709PA0870006
1.5	Metal	Catastrophic	Catastrophic	Gold	Silver	Silver	Bronze	Bronze	Bronze	Bronze	Gold	Gold	Silver	Silver	Bronze
1.6	AV Metal Value	0.575	0.575	0.815	0.620	0.649	0.649	0.599	0.648	0.783	0.815	0.720	0.662	0.649	0.649
1.7	Plan Category	Terminated	Terminated	Renewing	Renewing	Terminated	Terminated	Renewing	Renewing	New	New	Renewing	Renewing	Terminated	Terminated
1.8	Plan Type	PPO	EPO	EPO	EPO	EPO	EPO	EPO	EPO	EPO	EPO	EPO	EPO	EPO	EPO
1.9	Exchange Plan?	No	No	Yes	Yes	No	No	Yes	Yes	Yes	Yes	Yes	Yes	No	No
1.10	Effective Date of Proposed Rates	01/01/2020	01/01/2020	01/01/2020	01/01/2020	01/01/2020	01/01/2020	01/01/2020	01/01/2020	01/01/2020	01/01/2020	01/01/2020	01/01/2020	01/01/2020	01/01/2020
1.11	Cumulative Rate Change % (over 12 mos prior)	0.00%	0.00%	0.00%	-1.72%	0.00%	0.00%	-2.58%	0.39%	0.00%	0.00%	0.00%	0.00%	-1.72%	0.00%
1.12	Product Rate Increase %	0.00%	0.00%	0.00%	-1.72%	0.00%	0.00%	-2.58%	0.39%	0.00%	0.00%	0.00%	0.00%	-1.72%	0.00%
1.13	Submission Level Rate Increase %	0.00%	0.00%	0.00%	-1.72%	0.00%	0.00%	-2.58%	0.39%	0.00%	0.00%	0.00%	0.00%	-1.72%	0.00%

Worksheet 1 Totals																
Section II: Experience Period and Current Plan Level Information																
2.1	Plan ID (Standard Component ID)	Total	33709PA0380003	33709PA0380004	33709PA0860001	33709PA0860002	33709PA0860004	33709PA0860006	33709PA0860007	33709PA0860008	33709PA0860011	33709PA0860012	33709PA0870001	33709PA0870002	33709PA0870004	33709PA0870006
\$11,082,884	2.2 Allowed Claims	\$11,082,884	\$59,797	\$37,987	\$455,305	\$16,236	\$521,863	\$286,141	\$1,664,287	\$0	\$0	\$0	\$3,112,896	\$353,899	\$2,322,720	\$1,061,621
50	2.3 Reinsurance	\$0	\$0	\$0	\$0	\$0	\$0	\$0	\$0	\$0	\$0	\$0	\$0	\$0	\$0	\$0
	2.4 Member Cost Sharing	\$3,116,815	\$48,742	\$17,803	\$112,871	\$11,993	\$38,498	\$136,297	\$1,333,227	\$0	\$0	\$0	\$471,513	\$130,812	\$152,493	\$326,645
	2.5 Cost Sharing Reduction	\$0	\$0	\$0	\$0	\$0	\$0	\$0	\$0	\$0	\$0	\$0	\$0	\$0	\$0	\$0
\$7,966,069	2.6 Incurred Claims	\$7,966,069	\$11,055	\$20,183	\$342,433	\$4,243	\$483,365	\$149,843	\$331,061	\$0	\$0	\$0	\$2,641,384	\$223,087	\$2,170,227	\$734,976
\$981,360	2.7 Risk Adjustment Transfer Amount	\$981,360	-\$47,035	-\$10,679	-\$52,554	\$21,465	-\$304,451	-\$277,644	-\$8,036	\$0	\$0	\$0	\$798,117	\$25,585	\$494,925	-\$248,455
\$9,091,543	2.8 Premium	\$9,091,543	\$143,791	\$30,330	\$454,355	\$62,197	\$377,374	\$942,870	\$317,726	\$0	\$0	\$0	\$1,886,909	\$662,673	\$1,391,455	\$1,763,507
15,929	2.9 Experience Period Member Months	15,929	571	124	623	111	1,891	714	1,914	0	0	0	2,897	1,102	1,914	3,322
	2.10 Current Enrollment	1,080	56	27	36	24	0	120	22	0	0	247	93	0	0	
	2.11 Current Premium PMPM	\$607.66	\$424.82	\$424.82	\$742.66	\$741.12	\$0.00	\$0.00	\$539.61	\$499.48	\$0.00	\$0.00	\$742.66	\$741.12	\$0.00	\$0.00
	2.12 Loss Ratio	79.08%	11.43%	128.96%	85.22%	5.07%	70.89%	22.53%	106.90%	#DIV/0!	#DIV/0!	#DIV/0!	98.37%	32.41%	115.05%	48.51%
Per Member Per Month																
2.13	Allowed Claims	\$695.77	\$104.72	\$306.34	\$730.83	\$146.27	\$1,009.41	\$151.32	\$2,330.93	#DIV/0!	#DIV/0!	#DIV/0!	\$1,074.52	\$321.14	\$1,213.54	\$319.57
2.14	Reinsurance	\$0.00	\$0.00	\$0.00	\$0.00	\$0.00	\$0.00	\$0.00	\$0.00	#DIV/0!	#DIV/0!	#DIV/0!	\$0.00	\$0.00	\$0.00	\$0.00
2.15	Member Cost Sharing	\$195.67	\$85.36	\$143.57	\$181.17	\$108.04	\$74.46	\$272.08	\$1,867.26	#DIV/0!	#DIV/0!	#DIV/0!	\$162.76	\$118.70	\$79.67	\$98.33
2.16	Cost Sharing Reduction	\$0.00	\$0.00	\$0.00	\$0.00	\$0.00	\$0.00	\$0.00	\$0.00	#DIV/0!	#DIV/0!	#DIV/0!	\$0.00	\$0.00	\$0.00	\$0.00
2.17	Incurred Claims	\$500.10	\$19.36	\$162.77	\$549.65	\$38.23	\$934.94	\$79.24	\$463.67	#DIV/0!	#DIV/0!	#DIV/0!	\$911.77	\$202.44	\$1,133.87	\$221.25
2.18	Risk Adjustment Transfer Amount	\$61.61	-\$82.37	-\$118.38	-\$84.36	\$193.38	-\$588.88	-\$146.82	-\$11.25	#DIV/0!	#DIV/0!	#DIV/0!	\$275.50	\$23.22	\$258.58	-\$74.79
2.19	Premium	\$570.75	\$251.82	\$244.60	\$729.30	\$560.33	\$729.93	\$498.61	\$444.99	#DIV/0!	#DIV/0!	#DIV/0!	\$651.33	\$601.34	\$726.99	\$530.86

Section III: Plan Adjustment Factors															
3.1	Plan ID (Standard Component ID)	33709PA0380003	33709PA0380004	33709PA0860001	33709PA0860002	33709PA0860004	33709PA0860006	33709PA0860007	33709PA0860008	33709PA0860011	33709PA0860012	33709PA0870001	33709PA0870002	33709PA0870004	33709PA0870006
3.2	Market Adjusted Index Rate														
3.3	AV and Cost Sharing Design of Plan	0.0000	0.0000	0.9506	0.9324	0.0000	0.0000	0.6729	0.6419	0.6787	0.9167	0.9506	0.9324	0.0000	0.0000
3.4	Provider Network Adjustment	0.0000	0.0000	0.9672	0.9672	0.0000	0.0000	0.9672	0.9672	0.9672	0.9672	0.9672	0.9672	0.0000	0.0000
3.5	Benefits in Addition to EHB	0.0000	0.0000	1.0000	1.0000	0.0000	0.0000	1.0000	1.0000	1.0000	1.0000	1.0000	1.0000	0.0000	0.0000
Administrative Costs															
3.6	Administrative Expense	0.00%	0.00%	8.42%	8.42%	0.00%	0.00%	8.42%	8.42%	8.42%	8.42%	8.42%	8.42%	0.00%	0.00%
3.7	Taxes and Fees	0.00%	0.00%	2.83%	2.83%	0.00%	0.00%	2.83%	2.83%	2.83%	2.83%	2.83%	2.83%	0.00%	0.00%
3.8	Profit & Risk Load	0.00%	0.00%	0.00%	0.00%	0.00%	0.00%	0.00%	0.00%	0.00%	0.00%	0.00%	0.00%	0.00%	0.00%
3.9	Catastrophic Adjustment	0.0000	0.0000	1.0000	1.0000	0.0000	0.0000	1.0000	1.0000	1.0000	1.0000	1.0000	1.0000	0.0000	0.0000
3.10	Plan Adjusted Index Rate	\$0.00	\$0.00	\$808.35	\$792.87	\$0.00	\$0.00	\$572.21	\$545.84	\$577.14	\$779.52	\$808.35	\$792.87	\$0.00	\$0.00

3.11	Age Calibration Factor	0.5304													
3.12	Geographic Calibration Factor	0.9721													
3.13	Tobacco Calibration Factor	0.9924													
3.14	Calibrated Plan Adjusted Index Rate	\$0.00	\$0.00	\$413.62	\$405.70	\$0.00	\$0.00	\$292.79	\$279.30	\$295.31	\$398.87	\$413.62	\$405.70	\$0.00	\$0.00

Section IV: Projected Plan Level Information																
4.1	Plan ID (Standard Component ID)	Total	33709PA0380003	33709PA0380004	33709PA0860001	33709PA0860002	33709PA0860004	33709PA0860006	33709PA0860007	33709PA0860008	33709PA0860011	33709PA0860012	33709PA0870001	33709PA0870002	33709PA0870004	33709PA0870006
4.2	Allowed Claims	\$182,102,655	\$0	\$0	\$310,254	\$286,644	\$0	\$0	\$637,386	\$278,295	\$80,795	\$96,955	\$1,929,395	\$1,470,208	\$0	\$0
4.3	Reinsurance	\$0	\$0	\$0	\$0	\$0	\$0	\$0	\$0	\$0	\$0	\$0	\$0	\$0	\$0	\$0
4.4	Member Cost Sharing	\$37,140,373	\$0	\$0	\$30,461	\$20,794	\$0	\$0	\$197,953	\$95,284	\$24,614	\$12,641	\$189,432	\$106,652	\$0	\$0
4.5	Cost Sharing Reduction	\$0	\$0	\$0	\$0	\$0	\$0	\$0	\$0	\$0	\$0	\$0	\$0	\$0	\$0	\$0
4.6	Incurred Claims	\$144,962,282	\$0	\$0	\$279,793	\$265,850	\$0	\$0	\$439,433	\$183,012	\$56,182	\$84,313	\$1,739,963	\$1,363,555	\$0	\$0
4.7	Risk Adjustment Transfer Amount	\$6,377,475	\$0	\$0	\$12,309	\$11,696	\$0	\$0	\$19,332	\$8,051	\$2,472	\$3,709	\$76,548	\$59,988	\$0	\$0
4.8	Premium	\$160,835,517	\$0	\$0	\$310,407	\$294,949	\$0	\$0	\$487,520	\$203,054	\$62,331	\$93,543	\$1,930,341	\$1,512,804	\$0	\$0
4.9	Projected Member Months	230,148	0	0	384	372	0	0	852	372	108	120	2,388	1,908	0	0
4.10	Loss Ratio	86.69%	#DIV/0!	#DIV/0!	86.70%	86.70%	#DIV/0!	#DIV/0!	86.70%	86.69%	86.70%	86.70%	86.70%	86.70%	#DIV/0!	#DIV/0!
Per Member Per Month																
4.11	Allowed Claims	\$791.24	#DIV/0!	#DIV/0!	\$807.95	\$770.55	#DIV/0!	#DIV/0!	\$748.11	\$748.11	\$748.11	\$807.95	\$807.95	\$770.55	#DIV/0!	#DIV/0!
4.12	Reinsurance	\$0.00	#DIV/0!	#DIV/0!	\$0.00	\$0.00	#DIV/0!	#DIV/0!	\$0.00	\$0.00	\$0.00	\$0.00	\$0.00	\$0.00	#DIV/0!	#DIV/0!
4.13	Member Cost Sharing	\$161.38	#DIV/0!	#DIV/0!	\$79.33	\$55.90	#DIV/0!	#DIV/0!	\$232.34	\$256.14	\$227.91	\$105.34	\$79.33	\$55.90	#DIV/0!	#DIV/0!
4.14	Cost Sharing Reduction	\$0.00	#DIV/0!	#DIV/0!	\$0.00	\$0.00	#DIV/0!	#DIV/0!	\$0.00	\$0.00	\$0.00	\$0.00	\$0.00	\$0.00	#DIV/0!	#DIV/0!
4.15	Incurred Claims	\$629.87	#DIV/0!	#DIV/0!	\$728.63	\$714.65	#DIV/0!	#DIV/0!	\$515.77	\$491.97	\$520.20	\$702.61	\$728.63	\$714.65	#DIV/0!	#DIV/0!
4.16	Risk Adjustment Transfer Amount	\$27.71	#DIV/0!	#DIV/0!	\$32.06	\$31.44	#DIV/0!	#DIV/0!	\$22.69	\$21.64	\$22.89	\$30.91	\$32.06	\$31.44	#DIV/0!	#DIV/0!
4.17	Premium	\$698.84	#DIV/0!	#DIV/0!	\$808.35	\$792.87	#DIV/0!	#DIV/0!	\$572.21	\$545.84	\$577.14	\$779.52	\$808.35	\$792.87	#DIV/0!	#DIV/0!

Product-Plan Data Collection

the Add Product button or Ctrl + Shift + P.
Add Plan button or Ctrl + Shift + L.

Company Legal Name: Highmark Inc.
HIOS Issuer ID: 33709
Effective Date of Rate Change(s): 01/01/2020

Product/Plan Level Calculations

Table with 16 columns for Product Name, Product ID, Plan Name, Plan ID, Metal, AV Metal Value, Plan Category, Plan Type, Exchange Plan, Effective Date, Cumulative Rate Change, Product Rate Increase, and Submission Level Rate Increase. Rows include details for my Direct Blue EPO WPA, my Direct Blue Conemaugh EPO HSA, my Direct Blue EPO WPA HSA, Blue Access EPO W, and my Direct Blue EPO CPA.

Table titled 'Section II: Experience Period and Current Plan Level Information' with 16 columns for Plan ID and various financial metrics like Allowed Claims, Reinsurance, Member Cost Sharing, Risk Adjustment Transfer Amount, Premium, Experience Period Member Months, Current Enrollment, and Current Premium PMPM.

Table titled 'Section III: Plan Adjustment Factors' with 16 columns for Plan ID and various adjustment factors like Market Adjusted Index Rate, AV and Cost Sharing Design of Plan, Provider Network Adjustment, Benefits in Addition to EHB, Administrative Costs, Taxes and Fees, Profit & Risk Load, Catastrophic Adjustment, and Plan Adjusted Index Rate.

Table with 16 columns for Plan ID and various calibration factors like Age Calibration Factor, Geographic Calibration Factor, Tobacco Calibration Factor, and Calibrated Plan Adjusted Index Rate.

Table titled 'Section IV: Projected Plan Level Information' with 16 columns for Plan ID and various projected financial metrics like Allowed Claims, Reinsurance, Member Cost Sharing, Risk Adjustment Transfer Amount, Premium, Projected Member Months, Loss Ratio, and Projected Plan Adjusted Index Rate.

**Product-Plan Data Collection**

Company Legal Name: Highmark Inc.  
 HIOS Issuer ID: 33709  
 Effective Date of Rate Change(s): 01/01/2020

**Product/Plan Level Calculations**

Field #	Section I: General Product and Plan Information														
1.1	Product Name					my Direct Blue EPO CPA HSA					Blue Major Events				
1.2	Product ID					33709PA095					33709PA096				
1.3	Plan Name					my Direct Blue EPO Gold 0 - 2 Free PCP Visits					my Direct Blue Lehigh Valley EPO Bronze 7800 - 1 Free PCP Visit				
1.4	Plan ID (Standard Component ID)					33709PA0940005					33709PA0970003				
1.5	Metal					Gold					Bronze				
1.6	AV Metal Value					0.815					0.599				
1.7	Plan Category					New					New				
1.8	Plan Type					EPO					EPO				
1.9	Exchange Plan?					Yes					Yes				
1.10	Effective Date of Proposed Rates					01/01/2020					01/01/2020				
1.11	Cumulative Rate Change % (over 12 mos prior)					0.00%					0.00%				
1.12	Product Rate Increase %					0.00%					0.00%				
1.13	Submission Level Rate Increase %					5%					0.00%				

Section II: Experience Period and Current Plan Level Information																	
2.1	Plan ID (Standard Component ID)	Total	33709PA0940005	33709PA0940006	33709PA0950001	33709PA0950002	33709PA0950003	33709PA0960001	33709PA0970001	33709PA0970002	33709PA0970003	33709PA0970004	33709PA0970005	33709PA0970006	33709PA0980001	33709PA0980002	33709PA0980003
2.2	Allowed Claims	\$11,082,884	\$0	\$0	\$0	\$0	\$0	\$0	\$0	\$0	\$0	\$0	\$0	\$0	\$0	\$0	\$0
2.3	Reinsurance	\$0	\$0	\$0	\$0	\$0	\$0	\$0	\$0	\$0	\$0	\$0	\$0	\$0	\$0	\$0	\$0
2.4	Member Cost Sharing	\$3,116,815	\$0	\$0	\$0	\$0	\$0	\$0	\$0	\$0	\$0	\$0	\$0	\$0	\$0	\$0	\$0
2.5	Cost Sharing Reduction	\$0	\$0	\$0	\$0	\$0	\$0	\$0	\$0	\$0	\$0	\$0	\$0	\$0	\$0	\$0	\$0
2.6	Incurred Claims	\$7,966,069	\$0	\$0	\$0	\$0	\$0	\$0	\$0	\$0	\$0	\$0	\$0	\$0	\$0	\$0	\$0
2.7	Risk Adjustment Transfer Amount	\$981,360	\$0	\$0	\$0	\$0	\$0	\$0	\$0	\$0	\$0	\$0	\$0	\$0	\$0	\$0	\$0
2.8	Premium	\$9,091,543	\$0	\$0	\$0	\$0	\$0	\$0	\$0	\$0	\$0	\$0	\$0	\$0	\$0	\$0	\$0
2.9	Experience Period Member Months	15,929	0	0	0	0	0	0	0	0	0	0	0	0	0	0	0
2.10	Current Enrollment	1,080	0	0	0	0	0	0	0	0	0	0	0	0	0	0	0
2.11	Current Premium PMPM	\$607.66	\$0.00	\$0.00	\$0.00	\$0.00	\$0.00	\$0.00	\$0.00	\$0.00	\$0.00	\$0.00	\$0.00	\$0.00	\$0.00	\$0.00	\$0.00
2.12	Loss Ratio	79.08%	#DIV/0!	#DIV/0!	#DIV/0!	#DIV/0!	#DIV/0!	#DIV/0!	#DIV/0!	#DIV/0!	#DIV/0!	#DIV/0!	#DIV/0!	#DIV/0!	#DIV/0!	#DIV/0!	#DIV/0!
<b>Per Member Per Month</b>																	
2.13	Allowed Claims	\$695.77	#DIV/0!	#DIV/0!	#DIV/0!	#DIV/0!	#DIV/0!	#DIV/0!	#DIV/0!	#DIV/0!	#DIV/0!	#DIV/0!	#DIV/0!	#DIV/0!	#DIV/0!	#DIV/0!	#DIV/0!
2.14	Reinsurance	\$0.00	#DIV/0!	#DIV/0!	#DIV/0!	#DIV/0!	#DIV/0!	#DIV/0!	#DIV/0!	#DIV/0!	#DIV/0!	#DIV/0!	#DIV/0!	#DIV/0!	#DIV/0!	#DIV/0!	#DIV/0!
2.15	Member Cost Sharing	\$195.67	#DIV/0!	#DIV/0!	#DIV/0!	#DIV/0!	#DIV/0!	#DIV/0!	#DIV/0!	#DIV/0!	#DIV/0!	#DIV/0!	#DIV/0!	#DIV/0!	#DIV/0!	#DIV/0!	#DIV/0!
2.16	Cost Sharing Reduction	\$0.00	#DIV/0!	#DIV/0!	#DIV/0!	#DIV/0!	#DIV/0!	#DIV/0!	#DIV/0!	#DIV/0!	#DIV/0!	#DIV/0!	#DIV/0!	#DIV/0!	#DIV/0!	#DIV/0!	#DIV/0!
2.17	Incurred Claims	\$500.10	#DIV/0!	#DIV/0!	#DIV/0!	#DIV/0!	#DIV/0!	#DIV/0!	#DIV/0!	#DIV/0!	#DIV/0!	#DIV/0!	#DIV/0!	#DIV/0!	#DIV/0!	#DIV/0!	#DIV/0!
2.18	Risk Adjustment Transfer Amount	\$61.61	#DIV/0!	#DIV/0!	#DIV/0!	#DIV/0!	#DIV/0!	#DIV/0!	#DIV/0!	#DIV/0!	#DIV/0!	#DIV/0!	#DIV/0!	#DIV/0!	#DIV/0!	#DIV/0!	#DIV/0!
2.19	Premium	\$570.75	#DIV/0!	#DIV/0!	#DIV/0!	#DIV/0!	#DIV/0!	#DIV/0!	#DIV/0!	#DIV/0!	#DIV/0!	#DIV/0!	#DIV/0!	#DIV/0!	#DIV/0!	#DIV/0!	#DIV/0!

Section III: Plan Adjustment Factors																	
3.1	Plan ID (Standard Component ID)		33709PA0940005	33709PA0940006	33709PA0950001	33709PA0950002	33709PA0950003	33709PA0960001	33709PA0970001	33709PA0970002	33709PA0970003	33709PA0970004	33709PA0970005	33709PA0970006	33709PA0980001	33709PA0980002	33709PA0980003
3.2	Market Adjusted Index Rate	0.29															
3.3	AV and Cost Sharing Design of Plan	0.9536	0.9527	0.6732	0.8916	0.7802	0.5837	0.6489	0.6744	0.6735	0.9304	0.9536	0.9257	0.6732	0.8916	0.7802	
3.4	Provider Network Adjustment	0.9522	0.9522	0.9522	0.9522	0.9522	0.9522	0.9522	0.9522	0.9522	0.9522	0.9522	0.9522	0.9522	0.9522	0.9522	0.9522
3.5	Benefits in Addition to EHB	1.0000	1.0000	1.0000	1.0000	1.0000	1.0000	1.0000	1.0000	1.0000	1.0000	1.0000	1.0000	1.0000	1.0000	1.0000	1.0000
<b>Administrative Costs</b>																	
3.6	Administrative Expense	8.42%	8.42%	8.42%	8.42%	8.42%	8.42%	8.42%	8.42%	8.42%	8.42%	8.42%	8.42%	8.42%	8.42%	8.42%	8.42%
3.7	Taxes and Fees	2.83%	2.83%	2.83%	2.83%	2.83%	2.83%	2.83%	2.83%	2.83%	2.83%	2.83%	2.83%	2.83%	2.83%	2.83%	2.83%
3.8	Profit & Risk Load	0.00%	0.00%	0.00%	0.00%	0.00%	0.00%	0.00%	0.00%	0.00%	0.00%	0.00%	0.00%	0.00%	0.00%	0.00%	0.00%
3.9	Catastrophic Adjustment	1.0000	1.0000	1.0000	1.0000	1.0000	0.9200	1.0000	1.0000	1.0000	1.0000	1.0000	1.0000	1.0000	1.0000	1.0000	1.0000
3.10	<b>Plan Adjusted Index Rate</b>	\$798.33	\$774.97	\$563.58	\$746.42	\$653.16	\$449.56	\$551.80	\$573.48	\$572.72	\$791.17	\$810.90	\$787.18	\$572.46	\$758.18	\$663.45	

3.11	Age Calibration Factor	0.5304	\$04														
3.12	Geographic Calibration Factor	0.9721	721														
3.13	Tobacco Calibration Factor	0.9924	\$24														
3.14	<b>Calibrated Plan Adjusted Index Rate</b>	\$408.49	\$396.54	\$288.38	\$381.93	\$334.21	\$230.03	\$282.35	\$293.44	\$293.05	\$404.83	\$414.92	\$402.79	\$292.92	\$387.95	\$339.48	

Section IV: Projected Plan Level Information																	
4.1	Plan ID (Standard Component ID)	Total	33709PA0940005	33709PA0940006	33709PA0950001	33709PA0950002	33709PA0950003	33709PA0960001	33709PA0970001	33709PA0970002	33709PA0970003	33709PA0970004	33709PA0970005	33709PA0970006	33709PA0980001	33709PA0980002	33709PA0980003
4.2	Allowed Claims	\$182,102,655	\$12,456,009	\$4,657,879	\$680,511	\$10,959,944	\$1,356,339	\$1,447,280	\$4,030,795	\$9,102,953	\$1,624,886	\$6,934,942	\$4,498,690	\$1,919,700	\$269,318	\$3,966,787	\$554,795
4.3	Reinsurance	\$0	\$0	\$0	\$0	\$0	\$0	\$0	\$0	\$0	\$0	\$0	\$0	\$0	\$0	\$0	\$0
4.4	Member Cost Sharing	\$37,140,373	\$1,187,438	\$567,732	\$211,138	\$1,240,443	\$303,681	\$581,738	\$1,350,931	\$2,813,530	\$503,662	\$516,971	\$428,862	\$233,985	\$83,560	\$448,960	\$124,217
4.5	Cost Sharing Reduction	\$0	\$0	\$0	\$0	\$0	\$0	\$0	\$0	\$0	\$0	\$0	\$0	\$0	\$0	\$0	\$0
4.6	Incurred Claims	\$144,962,282	\$11,268,571	\$4,090,147	\$469,373	\$9,719,502	\$1,052,657	\$865,541	\$2,679,864	\$6,289,423	\$1,121,224	\$6,417,971	\$4,069,828	\$1,685,714	\$185,578	\$3,517,827	\$430,578
4.7	Risk Adjustment Transfer Amount	\$6,377,475	\$495,750	\$179,942	\$20,650	\$427,600	\$46,311	\$38,079	\$117,898	\$276,697	\$49,327	\$282,352	\$179,048	\$74,161	\$8,172	\$154,763	\$18,943
4.8	Premium	\$160,835,517	\$12,501,779	\$4,538,216	\$520,751	\$10,784,291	\$1,167,851	\$960,268	\$2,973,085	\$6,978,124	\$1,243,940	\$7,120,560	\$4,515,100	\$1,870,332	\$206,086	\$3,903,108	\$477,684
4.9	Projected Member Months	230,148	15,660	5,856	924	14,448	1,788	2,136	5,388	12,168	2,172	9,000	5,568	360	5,148	7,200	900
4.10	Loss Ratio	86.69%	86.70%	86.69%	86.70%	86.69%	86.70%	86.70%	86.70%	86.69%	86.70%	86.70%	86.70%	86.69%	86.70%	86.69%	86.70%
<b>Per Member Per Month</b>																	
4.11	Allowed Claims	\$791.24	\$795.40	\$795.40	\$736.48	\$758.58	\$758.58	\$677.57	\$748.11	\$748.11	\$748.11	\$770.55	\$807.95	\$807.95	\$748.11	\$770.55	\$770.55
4.12	Reinsurance	\$0.00	\$0.00	\$0.00	\$0.00	\$0.00	\$0.00	\$0.00	\$0.00	\$0.00	\$0.00	\$0.00	\$0.00	\$0.00	\$0.00	\$0.00	\$0.00
4.13	Member Cost Sharing	\$161.38	\$75.83	\$96.95	\$228.50	\$85.86	\$169.84	\$272.35	\$250.73	\$231.22	\$231.89	\$57.44	\$77.02	\$98.48	\$232.11	\$87.21	\$172.52
4.14	Cost Sharing Reduction	\$0.00	\$0.00	\$0.00	\$0.00	\$0.00	\$0.00	\$0.00	\$0.00	\$0.00	\$0.00	\$0.00	\$0.00	\$0.00	\$0.00	\$0.00	\$0.00
4.15	Incurred Claims	\$629.87	\$719.58	\$698.45	\$507.98	\$672.72	\$588.73	\$405.22	\$497.38	\$516.88	\$516.22	\$713.11	\$730.93	\$709.48	\$516.00	\$683.34	\$598.02
4.16	Risk Adjustment Transfer Amount	\$27.71	\$31.66	\$30.73	\$22.35	\$29.60	\$25.90	\$17.83	\$21.88	\$22.70	\$22.71	\$31.37	\$32.16	\$31.21	\$22.71	\$30.66	\$26.31
4.17	Premium	\$698.84	\$798.33	\$774.97	\$563.58	\$746.42	\$653.16	\$449.56	\$551.80	\$573.48	\$572.72	\$791.17	\$810.90	\$787.18	\$572.46	\$758.18	\$663.45

**Product-Plan Data Collection**

Company Legal Name: Highmark Inc.  
 HIOS Issuer ID: 33709  
 Effective Date of Rate Change(s): 01/01/2020

**Product/Plan Level Calculations**

Field #	Section I: General Product and Plan Information	Lehigh Valley Major Events EPO 8150 - 3 Free PCP Visits	my Blue Access EPO Bronze 7900	my Blue Access EPO Bronze 3900	my Blue Access EPO Bronze 7800 - 1 Free PCP Visit	my Blue Access EPO Silver 2900 - 2 Free PCP Visits	my Blue Access EPO Gold 800 - 2 Free PCP Visits	my Blue Access EPO Gold 0 - 2 Free PCP Visits	my Blue Access EPO Bronze 6750 HSA	my Blue Access EPO Silver 3050 HSA	my Blue Access EPO Silver 1750 HSA	Access Major Events EPO 8150 - 3 Free PCP Visits	Blue Major Events EPO 8150 - 3 Free PCP Visits	Conemaugh Major Events EPO 8150 - 3 Free PCP Visits	Blue Access EPO WPA HSA
1.1	Product Name	my Blue Access EPO CPA			my Blue Access EPO CPA HSA					Access Major Events		Blue Major Events		Conemaugh Major Events	
1.2	Product ID	33709PA099	33709PA100			33709PA101					33709PA102	33709PA104	33709PA105	33709PA108	
1.3	Plan Name	my Direct Blue Lehigh Valley Major Events EPO 8150 - 3 Free PCP Visits	my Blue Access EPO Bronze 7900	my Blue Access EPO Bronze 3900	my Blue Access EPO Bronze 7800 - 1 Free PCP Visit	my Blue Access EPO Silver 2900 - 2 Free PCP Visits	my Blue Access EPO Gold 800 - 2 Free PCP Visits	my Blue Access EPO Gold 0 - 2 Free PCP Visits	my Blue Access EPO Bronze 6750 HSA	my Blue Access EPO Silver 3050 HSA	my Blue Access EPO Silver 1750 HSA	Major Events EPO 8150 - 3 Free PCP Visits	my Direct Blue Major Events EPO 8150 - 3 Free PCP Visits	my Direct Blue Conemaugh Major Events EPO 8150 - 3 Free PCP Visits	my Blue Access EPO Silver 1750 HSA
1.4	Plan ID (Standard Component ID)	33709PA0990001	33709PA1000001	33709PA1000002	33709PA1000003	33709PA1000004	33709PA1000005	33709PA1000006	33709PA1010001	33709PA1010002	33709PA1010003	33709PA1020001	33709PA1040001	33709PA1050001	33709PA1080001
1.5	Metal	Catastrophic	Bronze	Bronze	Bronze	Silver	Gold	Gold	Bronze	Silver	Silver	Catastrophic	Catastrophic	Catastrophic	Silver
1.6	AV Metal Value	0.575	0.599	0.649	0.648	0.720	0.815	0.783	0.625	0.660	0.719	0.575	0.575	0.575	0.719
1.7	Plan Category	New	New	New	New	New	New	New	New	New	New	New	New	New	New
1.8	Plan Type	EPO	EPO	EPO	EPO	EPO	EPO	EPO	EPO	EPO	EPO	EPO	EPO	EPO	EPO
1.9	Exchange Plan?	Yes	Yes	Yes	Yes	Yes	Yes	Yes	No	Yes	No	Yes	Yes	Yes	No
1.10	Effective Date of Proposed Rates	01/01/2020	01/01/2020	01/01/2020	01/01/2020	01/01/2020	01/01/2020	01/01/2020	01/01/2020	01/01/2020	01/01/2020	01/01/2020	01/01/2020	01/01/2020	01/01/2020
1.11	Cumulative Rate Change % (over 12 mos prior)	0.00%	0.00%	0.00%	0.00%	0.00%	0.00%	0.00%	0.00%	0.00%	0.00%	0.00%	0.00%	0.00%	0.00%
1.12	Product Rate Increase %	0.00%			0.00%				0.00%			0.00%		0.00%	0.00%
1.13	Submission Level Rate Increase %				0.00%							0.00%		0.00%	0.00%

Section II: Experience Period and Current Plan Level Information	Total	33709PA0990001	33709PA1000001	33709PA1000002	33709PA1000003	33709PA1000004	33709PA1000005	33709PA1000006	33709PA1010001	33709PA1010002	33709PA1010003	33709PA1020001	33709PA1040001	33709PA1050001	33709PA1080001
2.1	Plan ID (Standard Component ID)	Total													
2.2	Allowed Claims	\$11,082,884	\$0	\$0	\$0	\$0	\$0	\$0	\$0	\$0	\$0	\$0	\$0	\$0	\$0
2.3	Reinsurance	\$0	\$0	\$0	\$0	\$0	\$0	\$0	\$0	\$0	\$0	\$0	\$0	\$0	\$0
2.4	Member Cost Sharing	\$3,116,815	\$0	\$0	\$0	\$0	\$0	\$0	\$0	\$0	\$0	\$0	\$0	\$0	\$0
2.5	Cost Sharing Reduction	\$0	\$0	\$0	\$0	\$0	\$0	\$0	\$0	\$0	\$0	\$0	\$0	\$0	\$0
2.6	Incurred Claims	\$7,966,069	\$0	\$0	\$0	\$0	\$0	\$0	\$0	\$0	\$0	\$0	\$0	\$0	\$0
2.7	Risk Adjustment Transfer Amount	\$981,360	\$0	\$0	\$0	\$0	\$0	\$0	\$0	\$0	\$0	\$0	\$0	\$0	\$0
2.8	Premium	\$9,091,543	\$0	\$0	\$0	\$0	\$0	\$0	\$0	\$0	\$0	\$0	\$0	\$0	\$0
2.9	Experience Period Member Months	15,929	0	0	0	0	0	0	0	0	0	0	0	0	0
2.10	Current Enrollment	1,080	0	0	0	0	0	0	0	0	0	0	0	0	0
2.11	Current Premium PMPM	\$607.66	\$0.00	\$0.00	\$0.00	\$0.00	\$0.00	\$0.00	\$0.00	\$0.00	\$0.00	\$0.00	\$0.00	\$0.00	\$0.00
2.12	Loss Ratio	79.08%	#DIV/0!	#DIV/0!	#DIV/0!	#DIV/0!	#DIV/0!	#DIV/0!	#DIV/0!	#DIV/0!	#DIV/0!	#DIV/0!	#DIV/0!	#DIV/0!	#DIV/0!
2.13	Allowed Claims	\$695.77	#DIV/0!	#DIV/0!	#DIV/0!	#DIV/0!	#DIV/0!	#DIV/0!	#DIV/0!	#DIV/0!	#DIV/0!	#DIV/0!	#DIV/0!	#DIV/0!	#DIV/0!
2.14	Reinsurance	\$0.00	#DIV/0!	#DIV/0!	#DIV/0!	#DIV/0!	#DIV/0!	#DIV/0!	#DIV/0!	#DIV/0!	#DIV/0!	#DIV/0!	#DIV/0!	#DIV/0!	#DIV/0!
2.15	Member Cost Sharing	\$195.67	#DIV/0!	#DIV/0!	#DIV/0!	#DIV/0!	#DIV/0!	#DIV/0!	#DIV/0!	#DIV/0!	#DIV/0!	#DIV/0!	#DIV/0!	#DIV/0!	#DIV/0!
2.16	Cost Sharing Reduction	\$0.00	#DIV/0!	#DIV/0!	#DIV/0!	#DIV/0!	#DIV/0!	#DIV/0!	#DIV/0!	#DIV/0!	#DIV/0!	#DIV/0!	#DIV/0!	#DIV/0!	#DIV/0!
2.17	Incurred Claims	\$500.10	#DIV/0!	#DIV/0!	#DIV/0!	#DIV/0!	#DIV/0!	#DIV/0!	#DIV/0!	#DIV/0!	#DIV/0!	#DIV/0!	#DIV/0!	#DIV/0!	#DIV/0!
2.18	Risk Adjustment Transfer Amount	\$61.61	#DIV/0!	#DIV/0!	#DIV/0!	#DIV/0!	#DIV/0!	#DIV/0!	#DIV/0!	#DIV/0!	#DIV/0!	#DIV/0!	#DIV/0!	#DIV/0!	#DIV/0!
2.19	Premium	\$570.75	#DIV/0!	#DIV/0!	#DIV/0!	#DIV/0!	#DIV/0!	#DIV/0!	#DIV/0!	#DIV/0!	#DIV/0!	#DIV/0!	#DIV/0!	#DIV/0!	#DIV/0!

Section III: Plan Adjustment Factors	33709PA0990001	33709PA1000001	33709PA1000002	33709PA1000003	33709PA1000004	33709PA1000005	33709PA1000006	33709PA1010001	33709PA1010002	33709PA1010003	33709PA1020001	33709PA1040001	33709PA1050001	33709PA1080001
3.1	Plan ID (Standard Component ID)													
3.2	Market Adjusted Index Rate													
3.3	AV and Cost Sharing Design of Plan	0.5837	0.6489	0.6744	0.6735	0.9304	0.9536	0.9257	0.6732	0.8916	0.7802	0.5837	0.5837	0.7813
3.4	Provider Network Adjustment	0.9672	1.1626	1.1626	1.1626	1.1626	1.1626	1.1626	1.1626	1.1626	1.1626	1.1626	1.1626	1.0048
3.5	Benefits in Addition to EHB	1.0000	1.0000	1.0000	1.0000	1.0000	1.0000	1.0000	1.0000	1.0000	1.0000	1.0000	1.0000	1.0000
Administrative Costs														
3.6	Administrative Expense	8.42%	8.42%	8.42%	8.42%	8.42%	8.42%	8.42%	8.42%	8.42%	8.42%	8.42%	8.42%	8.42%
3.7	Taxes and Fees	2.83%	2.83%	2.83%	2.83%	2.83%	2.83%	2.83%	2.83%	2.83%	2.83%	2.83%	2.83%	2.83%
3.8	Profit & Risk Load	0.00%	0.00%	0.00%	0.00%	0.00%	0.00%	0.00%	0.00%	0.00%	0.00%	0.00%	0.00%	0.00%
3.9	Catastrophic Adjustment	0.9200	1.0000	1.0000	1.0000	1.0000	1.0000	1.0000	1.0000	1.0000	1.0000	1.0000	1.0000	1.0000
3.10	Plan Adjusted Index Rate	\$456.65	\$663.28	\$689.34	\$688.42	\$951.01	\$974.73	\$946.21	\$688.11	\$911.35	\$797.48	\$548.90	\$456.65	\$690.21
3.11	Age Calibration Factor	0.5304												
3.12	Geographic Calibration Factor	0.9721												
3.13	Tobacco Calibration Factor	0.9924												
3.14	Calibrated Plan Adjusted Index Rate	\$233.66	\$339.39	\$352.72	\$352.25	\$486.62	\$498.75	\$484.16	\$352.10	\$466.32	\$408.06	\$280.86	\$233.66	\$353.17

Section IV: Projected Plan Level Information	Total	33709PA0990001	33709PA1000001	33709PA1000002	33709PA1000003	33709PA1000004	33709PA1000005	33709PA1000006	33709PA1010001	33709PA1010002	33709PA1010003	33709PA1020001	33709PA1040001	33709PA1050001	33709PA1080001
4.1	Plan ID (Standard Component ID)	Total													
4.2	Allowed Claims	\$182,102,655	\$611,173	\$6,020,971	\$10,574,465	\$3,862,917	\$7,646,417	\$6,001,548	\$2,633,689	\$302,128	\$4,578,959	\$1,089,170	\$804,091	\$231,255	\$66,073
4.3	Reinsurance	\$0	\$0	\$0	\$0	\$0	\$0	\$0	\$0	\$0	\$0	\$0	\$0	\$0	\$0
4.4	Member Cost Sharing	\$37,140,373	\$245,663	\$2,017,943	\$3,268,343	\$1,197,379	\$5,700,009	\$5,721,131	\$3,210,111	\$93,739	\$518,245	\$243,863	\$323,207	\$92,953	\$26,558
4.5	Cost Sharing Reduction	\$0	\$0	\$0	\$0	\$0	\$0	\$0	\$0	\$0	\$0	\$0	\$0	\$0	\$0
4.6	Incurred Claims	\$144,962,282	\$365,510	\$4,003,028	\$7,306,122	\$2,665,537	\$7,076,409	\$5,429,418	\$2,312,678	\$208,388	\$4,060,714	\$845,307	\$480,884	\$138,301	\$39,515
4.7	Risk Adjustment Transfer Amount	\$6,377,475	\$16,080	\$176,009	\$321,426	\$117,268	\$311,320	\$238,862	\$101,744	\$9,168	\$178,647	\$37,188	\$21,156	\$6,084	\$1,738
4.8	Premium	\$160,835,517	\$405,501	\$4,441,290	\$8,106,639	\$2,957,453	\$7,851,549	\$6,023,802	\$2,566,114	\$231,206	\$4,505,723	\$937,841	\$533,531	\$153,433	\$43,838
4.9	Projected Member Months	230,148	888	6,696	11,760	4,296	8,256	6,180	2,712	336	4,944	1,176	972	336	96
4.10	Loss Ratio	86.69%	86.70%	86.69%	86.69%	86.69%	86.70%	86.69%	86.69%	86.69%	86.70%	86.69%	86.70%	86.70%	86.69%
Per Member Per Month															
4.11	Allowed Claims	\$791.24	\$688.26	\$899.19	\$899.19	\$899.19	\$926.16	\$971.12	\$971.12	\$899.19	\$926.16	\$926.16	\$827.25	\$688.26	\$800.48
4.12	Reinsurance	\$0.00	\$0.00	\$0.00	\$0.00	\$0.00	\$0.00	\$0.00	\$0.00	\$0.00	\$0.00	\$0.00	\$0.00	\$0.00	\$0.00
4.13	Member Cost Sharing	\$161.38	\$276.65	\$301.37	\$277.92	\$278.72	\$69.04	\$92.58	\$118.37	\$278.99	\$104.82	\$207.37	\$332.52	\$276.65	\$178.41
4.14	Cost Sharing Reduction	\$0.00	\$0.00	\$0.00	\$0.00	\$0.00	\$0.00	\$0.00	\$0.00	\$0.00	\$0.00	\$0.00	\$0.00	\$0.00	\$0.00
4.15	Incurred Claims	\$629.87	\$411.61	\$597.82	\$621.27	\$620.47	\$857.12	\$878.55	\$852.76	\$620.20	\$821.34	\$718.80	\$494.74	\$411.61	\$622.07
4.16	Risk Adjustment Transfer Amount	\$27.71	\$18.11	\$26.30	\$27.33	\$27.30	\$37.71	\$38.65	\$37.52	\$27.29	\$36.13	\$31.62	\$21.77	\$18.11	\$27.37
4.17	Premium	\$698.84	\$456.65	\$663.28	\$689.34	\$688.42	\$951.01	\$974.73	\$946.21	\$688.11	\$911.35	\$797.48	\$548.90	\$456.65	\$690.21

## Rating Area Data Collection

Rating Area	Rating Factor
Rating Area 1	0.9700
Rating Area 2	0.9700
Rating Area 4	0.9700
Rating Area 5	0.9700
Rating Area 6	1.0400
Rating Area 7	1.0400
Rating Area 9	1.0200

## **Part II of the Preliminary Justification**

### **Highmark – Individual Market**

#### **Scope and Range:**

Highmark is requesting an average rate decrease of 1.25% ranging from -2.58% to 0.39% for the 2020 ACA-qualifying individual products with effective dates from January 1, 2020 to December 31, 2020. This is projected to affect 1,080 members, of which 987 members are in renewing plans.

These premium rates are being set at a level that is required to adequately cover rising costs, primarily due to increasing medical and pharmacy services in the Individual market.

#### **Historical Financial Experience:**

Highmark incurred a small underwriting gain in its Individual ACA programs in 2018.

#### **Change in Medical Service Costs:**

The projected average cost of medical care for the projected population is expected to increase. The increase will emerge in utilization and average cost per service, and is spread across all types of services.

#### **Change in Benefits and Cost Sharing:**

Some cost sharing parameters were changed in order to maintain compliance with Federal AV requirements. Additionally, some out of pocket maximum parameters were changed to keep up with the rising cost of health care. These out of pocket maximum changes also aided in mitigating the rate increase.

#### **Administrative Costs and Anticipated Operating Results:**

The anticipated administrative costs and operating results are not excessive or unreasonable. In accordance with regulations, the projected medical loss ratio is over 80%.

**Part III Actuarial Memorandum**

**Highmark Inc.**

**Individual Rate Filing**

**Effective January 1, 2020**

## TABLE OF CONTENTS

I.	General Information	3
II.	Proposed Rate Changes	4
III.	Experience and Current Period Premium, Claims, and Enrollment	4
IV.	Benefit Categories	5
V.	Projection Factors	6
VI.	Manual Rate Adjustments	6
VII.	Credibility of Experience	7
VIII.	Index Rate	7
IX.	Market Adjusted Index Rate [MAIR]	7
X.	Plan Adjusted Index Rate [PAIR]	8
XI.	Calibration	9
XII.	Projected Loss Ratio	10
XIII.	AV Metal Values	10
XIV.	Membership Projections	10
XV.	Terminated Plans and Products	10
XVI.	Plan Type	11
XVII.	Actuarial Certification	11



## **I. General Information**

### **Document Overview**

This document contains the Part III Actuarial Memorandum for Highmark Inc.'s (Highmark) individual block of business rate filing, for products with an effective date of January 1, 2020. This actuarial memorandum is submitted in conjunction with the Part I Unified Rate Review Template.

The purpose of the actuarial memorandum is to provide certain information related to the submission, including support for the values entered into the Part I Unified Rate Review Template, which supports compliance with the market rating rules and reasonableness of applicable rate increases. This information may not be appropriate for other purposes.

This information is intended for use by the Pennsylvania Insurance Department, the Center for Consumer Information and Insurance Oversight (CCIIO), and their subcontractors to assist in the review of Highmark's rate filing. However, we recognize that this certification may become a public document. Highmark makes no representations or warranties regarding the contents of this letter to third parties. Likewise, third parties are instructed that they are to place no reliance upon this actuarial memorandum that would result in the creation of any duty or liability under any theory of law by Highmark.

The results are actuarial projections. Actual experience is likely to differ for a number of reasons, including population changes, claims experience, and random deviations from assumptions.

#### **I.1 Company Identifying Information:**

- Company Legal Name: Highmark Inc.
- State: The Commonwealth of Pennsylvania has regulatory authority over these policies.
- HIOS Issuer ID: 33709
- Market: Individual
- Effective Date: January 1, 2020

#### **I.2 Company Contact Information:**

- Primary Contact Name: [REDACTED]
- Primary Contact Telephone Number: [REDACTED]
- Primary Contact Email Address: [REDACTED]

## **II. Proposed Rate Changes**

For all rate increases by plan, see the 'Cumulative Rate Change % (over 12 mos prior)' found in Worksheet 2, line 1.11 of the URRT. The rate increase varies by plan due to an update in several of our pricing factors and changes in cost sharing required to meet Actuarial Value and other cost sharing restrictions under the Affordable Care Act as well as mappings between discontinued and new plans.

The proposed average rate decrease is being driven by unanticipated improvement in the base claims experience.

In accordance with the filing instructions specified by the Pennsylvania Insurance Department, the rate development in this filing is based on certain assumptions we have had to make at this point in time. We have accounted for the elimination of the Individual Mandate penalty and the lack of CSR funding in 2020 by using the factors prescribed in the Department's guidance. Additional assumptions include that advance payment of premium credits (APTCs) will continue until the end of 2020, there will be no significant changes in legislation, regulations or otherwise (i.e. rules, regulatory guidance, etc.) impacting the ACA market, and all Pennsylvania QHP issuers currently participating on the Marketplace will continue to do so throughout 2020. In addition, there are other uncertainties that may directly or indirectly affect an already unstable insurance market and ultimately, rates. If any of these assumptions are ultimately incorrect or additional developments occur that similarly have a detrimental impact to the market, modifications to the rate development may be necessary. As a result, Highmark reserves the right to submit a revised filing.

## **III. Experience and Current Period Premium, Claims, and Enrollment**

### **III.1 Paid through Date:**

Experience Period claims were based on incurred calendar year 2018, paid through February 2019. This includes 2018 experience in Affordable Care Act compliant plans. Highmark did not offer any transitional plans in 2018.

### **III.2 Current Date:**

The current date shown represents a snapshot of February 1, 2019.

### **III.3 Premiums in Experience Period:**

The premiums shown for the experience period were based on calendar year 2018 actual revenues with no MLR rebates.

As it is instructed on page 15 of the "Draft 2020 Unified Rate Review Instructions" (As of May 2019), the MLR rebates should not be reflected in the premium.

### **III.4 Allowed and Paid Claims Incurred During the Experience Period:**

- **Historical Experience:** We chose Highmark's current experience for the individual block of business for the period January 1, 2018 through December 31, 2018, with claims paid through February, 2019 as the basis for the 2020 projected individual market pricing.
- **Claims Incurred During the 12-month Experience Period:** Worksheet 1, Section I shows our best estimate of the amount of claims that were incurred during the 12-month experience period for Highmark's individual book-of-business. This section includes:
  - The amount of claims which were processed through Company's claims system,
  - Claims processed outside of the Company's claims system, and
  - Our best estimate of claims incurred but not paid as of the paid through date stated above.
- **Method for Determining Allowed Claims:** For non-capitated claims, the allowed charges are summarized from Highmark's detailed claim-level historical data. This experience includes 2018 claims for Affordable Care Act compliant business. For capitated and other off-system claims, historical capitations and experience were tabulated and added to the claims.
- **Paid Claims:** We also summarized the paid claims from detailed member records. The paid-to-allowed ratio for the experience period reflects the 2018 plan designs chosen by each member.
- **Incurred but Not Paid (IBNR) Claims Estimate:** Highmark is using a completion factor of 0.961 to include IBNR claims in allowed charges. The IBNR completion factor was developed using our corporate reserving system for Highmark's individual business. We applied it equally to both paid and allowed total claims (as a change to utilization) to complete the experience.

## **IV. Benefit Categories**

The index rate of the experience period was summarized at the defined benefit categories included in Worksheet 1, Section II of the URRT.

The data provided in this section closely adheres to the preferred definitions of the Benefit Categories included in the URRT instructions, including the "Other Medical" category. The "Other Medical" category units reflect visits for PDN/home health, trips for ambulance and procedures for DME/prosthetics. Prescription drugs utilization were converted to a "per 30-day" script count.

## **V. Projection Factors**

Given the drastically different product offering between the experience period and the projection period, the experience data is not given any credibility in the rate calculation. The factors entered on Worksheet 1 of the URRT for Morbidity Adjustment, Demographic Shift, Plan Design Changes, and Other are simply placeholders.

Please see the Credibility Manual Rate Development section below for a discussion of the projection factors.

## **VI. Manual Rate Adjustments**

### **VI.1 Source and Appropriateness of Experience Data Used**

A manual rate was developed by blending 2018 experience from multiple sources, including ACA and group claims for the February 1, 2019 snapshot membership as well as assumptions for any new members found in the snapshot, to approximate the anticipated 2020 Highmark population. This experience includes members from the current Highmark geographic footprint as well as members from the anticipated Highmark footprint in 2020. This experience was chosen because it is large and reasonably represents the anticipated 2020 Highmark population.

### **VI.2 Adjustments Made to the Data**

Given that the expected 2020 population is used to develop the manual cost, no change in morbidity is required aside from the adjustment pertaining to the elimination of the health insurance coverage mandate described below. Similarly, the change in demographics adjustment is very small.

#### **Impact of Health Insurance Coverage Mandate Elimination**

In accordance with the Department's guidance, the morbidity was increased by 6.0% to reflect the market uncertainty from the elimination of the health insurance coverage mandate. This deterioration is reflected in the Manual EHB Allowed Claims PMPM found on worksheet 1 of the URRT.

The underlying manual data was further adjusted to account for changes in network, pharmacy rebates, and hospital/physician settlements.

### **VI.3 Trend Factors**

This development of the CY2020 rates reflects an annual trend rate of 7.5% (4.5% cost, 2.9% utilization). These trends reflect Highmark's expectations regarding increases in in-network contractual reimbursement and out-of-network costs. These estimates measure and normalize for benefit leverage, population aging, and historical changes for fee schedules, as well as company-wide utilization management programs, and external trend drivers.

The trend represents a blended average for all types of service and is applied to the aggregate experience for pricing. These trends represent assumed community-wide expectations. Claim variations due to the specific projected enrolled population in this single risk pool are reflected in the morbidity adjustment.

## **VII. Credibility of Experience**

Given the drastically different product offering between the experience period and the projection period, the experience data is not given any credibility in the rate calculation. Therefore, Highmark has chosen to develop the rate on a 100% manual basis.

## **VIII. Index Rate**

The index rates as shown on Worksheet 1 of the URRT are simply the single risk pool average allowed claims for the Essential Health Benefits for the experience and projected populations, respectively, for Highmark. For the experience period, only non-grandfathered plans are included. The projection period Index Rate is not adjusted for reinsurance or risk adjustment programs or any other fee.

## **IX. Market Adjusted Index Rate [MAIR]**

The Market Adjusted Index Rate is the Projected Index Rate further adjusted for risk adjustment and the exchange fee.

### **IX.1 Projected Reinsurance PMPM**

There is no reinsurance program for Highmark.

### **IX.2 Projected Risk Adjustment PMPM**

The estimated average risk score for Highmark's projected 2020 population was developed by using 2018 claim diagnoses underlying the manual rate development and the risk adjustment coefficients as finalized in the Notice of Benefit and Payment Parameters. Similarly, allowable rating factors, actuarial value factors and induced demand factors were estimated for Highmark based upon its projected 2020 population.

We estimated the statewide average risk transfer factors based on current market assumptions. We estimated the statewide average premium using current market premium assumptions with adjustments for anticipated rate changes for 2020.

The actual calculation of the risk transfer followed the risk transfer methodology as prescribed.

The analysis resulted in Highmark receiving from the risk adjustment pool. The \$34.86 PMPM value shown in worksheet 1 of the URRT is developed by taking the expected risk transfer amount and adjusting it to an equivalent allowed claims basis by dividing it by the paid-to-allowed factor and the composite effect of catastrophic eligibility.

For the purposes of this rate filing, Highmark has assumed that projected High Cost Risk Pool (HCRP) charges are offset by projected HCRP reimbursements. Thus, no adjustment has been made to the projected risk adjustment transfer discussed above for the HCRP component of the program. Similarly, we have not included an adjustment to the projected risk adjustment transfer for the Risk Adjustment Data Validation (RADV) program.

### **IX.3 Exchange User Fee %**

The 2.91% value shown in worksheet 1 of the URRT is developed by multiplying the 3% exchange user fee by the assumed percentage of on exchange membership. This calculated amount is then divided by the paid-to-allowed factor to bring it to an equivalent allowed claims basis and adjusted further for the composite effect of catastrophic eligibility.

## **X. Plan Adjusted Index Rate [PAIR]**

The Plan Adjusted Index Rates can be found on line 3.10, Worksheet 2 of the URRT. The PAIR rates are calculated by applying the allowable rating factors as described below to the Market Adjusted Index Rate.

### **X.1 AV and Cost Sharing Design of Plan**

The AV and Cost Sharing allowable rating factor is comprised of the following components:

- The utilization due to differences in cost sharing is based on the factors adopted by the risk adjustment methodology relative to the weighted average. No differences due to health status are in these adjustments.
- The pricing AV for the benefits and cost sharing of the plan and a CSR load for the on exchange silver plans.

### **Impact of Non-Payment of Cost Sharing Reduction Subsidies**

In accordance with the Department's guidance, we have applied an additional adjustment to our AV pricing values for those Silver plans not offered exclusively off-exchange. This adjustment factor was 1.20 and represents the non-payment of Cost Sharing Reduction subsidies.

### **X.2 Provider Network Adjustment**

The provider network adjustments are developed by dividing the plan level network factors by the overall weighted average from all plans.

### **X.3 Benefits in Addition to EHB**

There are no benefits in addition to EHB.

#### **X.4 Administrative Expense**

The proposed rates reflect internal administrative costs including quality improvement administrative expenses. This cost was developed based on standard expense allocation methods.

#### **X.5 Taxes and Fees:**

The following fees were added:

- \$0.18 PMPM for Risk Transfer User Fee
- 2.8% for the Health Insurance Provider Fee
- 0.0% for the PA Premium Tax

#### **X.6 Profit (or Contribution to Surplus) & Risk Margin:**

The profit/contingency factor is set to 0%.

#### **X.7 Catastrophic Adjustment**

For catastrophic plans, we use a 0.92 factor for the specific eligibility adjustment.

### **XI. Calibration**

#### **XI.1 Age Curve Calibration:**

The projected weighted average age factor for billable members is 1.886. This factor is calculated by dividing the all members age factor of 1.884 by the ratio of billable members to total members 0.999. The age curve calibration factor is  $1/1.886 = 0.5304$ .

#### **XI.2 Geographic Calibration Factor:**

The projected weighted average geographic factor is 1.029. Each Plan Adjusted Index Rate represents the rate for an average member with a geographic factor of 1.029. The geographic calibration factor is  $1/1.029 = 0.9721$ .

#### **XI.3 Tobacco Calibration Factor:**

The projected weighted average tobacco factor is 1.008. Each Plan Adjusted Index Rate represents the rate for an average member with a tobacco factor of 1.008. The tobacco calibration factor is  $1/1.008 = 0.9924$ .

#### **XI.4 Consumer Adjusted Premium Rate Development:**

The calibrated plan adjusted index rate represents the base rate for an age factor of 1.0, geographic rating factor of 1.0 and tobacco rating factor of 1.0. Thus, the approximate premium for a specific member can be derived by multiplying this rate by the HHS age curve factor, the rating area factor on Worksheet 3 of the URRT, and the appropriate tobacco factor.

Please note that this method will only produce approximate rates due to URRT rounding constraints.

**XII. Projected Loss Ratio**

The projected loss ratio for 2020 using the federally-prescribed MLR methodology is 91.9%.

**XIII. AV Metal Values**

The AV Metal Values included in Worksheet 2 of the Part I Unified Rate Review Template were based the Federal AV Calculator. Some plans did require an adjustment to the inputs entered into the AV calculator. Screen shots and certifications for these plans were submitted as part of Highmark’s QHP application.

**XIV. Membership Projections**

Membership projections reflect Highmark’s expectations for 2020. These projections reflect expected changes in market share due to market competition, relative price levels, and changes in plan offerings (where applicable).

Highmark expects membership in 2020 to follow a similar metal level distribution as the Individual ACA experience period in the markets where plans will continue to be offered.

For the Silver level plans, the projected membership by cost sharing subsidy levels is based on the observed distribution of ACA members that were eligible under the federal poverty levels as determined by the federal health insurance exchange. The projected enrollment by plan and subsidy level is as follows:

CSR Silver Plan Membership Distribution			
FPL	Subsidy Level	% of Silver Membership	% of Total Membership
<150%	94%	27.7%	9.2%
150%-200%	87%	45.8%	15.3%
200%-250%	73%	9.0%	3.0%
>250%	<u>70%</u>	<u>17.5%</u>	<u>5.9%</u>
Total		100.0%	33.4%

**XV. Terminated Plans and Products**

Plans in the 2018 experience period that will no longer be available in 2020 can be found in Exhibit I.

Highmark also has some plans that were offered only in 2019 (not offered in the experience period or in the projection period). These plans are shown in Exhibit I.



## **XVI. Plan Type**

The Plan types listed in Worksheet 2, Section I of the Part I Unified Rate Review Template describe Highmark's plans adequately.

## **XVII. Actuarial Certification**

I, [REDACTED], am a member of the American Academy of Actuaries and meet its qualification standards for actuaries issuing statements of actuarial opinions in the United States. This filing is prepared to accompany Highmark's rate filing for the individual combined market on and off the Pennsylvania Exchange.

I hereby certify that the projected index rate is, to the best of my knowledge and understanding:

- In compliance with all applicable State and Federal Statutes and Regulations (45 CFR 156.80 and 147.102),
- Developed in compliance with the applicable Actuarial Standards of Practice
- Reasonable in relation to the benefits provided and the population anticipated to be covered
- Neither excessive nor deficient.

I certify that the index rate and only the allowable modifiers as described in 45 CFR 156.80(d)(1) and 45 CFR 156.80(d)(2) were used to generate plan level rates.


I certify that the AV Calculator was used to determine the AV Metal Values shown in Worksheet 2 of the Part I Unified Rate Review Template for all plans. The AV Metal Values included in Worksheet 2 of the Part I Unified Rate Review Template were based on the Federal AV Calculator. If any adjustments were required outside of the AV Calculator, appropriate certification has been provided to CMS through the QHP application process.

I certify that the geographic rating reflect only differences in the costs of delivery (which can include unit cost and provider practice pattern differences) and do not include differences for population morbidity by geographic area.

The Part I Unified Rate Review Template does not demonstrate the process used by Highmark to develop the rates. Rather, it represents information required by Federal regulation to be provided in support of the review of rate increases, for certification of qualified health plans for Federally facilitated exchanges and for certification that the index rate is developed in

accordance with Federal regulation and used consistently and only adjusted by the allowable modifiers.

Signed:



Title: Actuarial Manager, Individual Markets

Date: May 21, 2019

**Exhibit I  
Highmark Inc.**

**Terminated Experience Period Plans**

<b>HIOS ID</b>	<b>Metal</b>	<b>Plan Name</b>	<b>2020 Mapping</b>
33709PA0870004	Silver	my Direct Blue EPO 7150S	N/A
33709PA0870006	Bronze	my Direct Blue EPO 7000B	N/A
33709PA0860004	Silver	my Direct Blue Conemaugh EPO 7150S	N/A
33709PA0860006	Bronze	my Direct Blue Conemaugh EPO 7000B	N/A
33709PA0380003	Catastrophic	Major Events Blue PPO, a Community Blue Plan 7900	N/A
33709PA0380004	Catastrophic	Major Events Blue PPO, a Community Blue Plan 7900	33709PA1040001 & 33709PA1050001

**Terminated Plans Offered in 2019 Only**

<b>HIOS ID</b>	<b>Metal</b>	<b>Plan Name</b>	<b>2020 Mapping</b>
33709PA0870009	Silver	my Direct Blue EPO Silver 0	33709PA0870002
33709PA0870010	Silver	my Direct Blue EPO Silver 3500 - 2 Free PCP Visits	33709PA0890003
33709PA0860009	Silver	my Direct Blue Conemaugh EPO Silver 0	33709PA0860002
33709PA0860010	Silver	my Direct Blue Conemaugh EPO Silver 3500 - 2 Free PCP Visits	33709PA0880003

**ACTUARIAL MEMORANDUM****Highmark Inc.****Individual Rate Filing - January 1, 2020**

I, [REDACTED], am a member of the American Academy of Actuaries and meet its qualification standards for preparing individual rate filings. As a consulting actuary, I was requested by Highmark Inc. ("Highmark") to review the development of the market-wide base rate for the individual market on and off the Pennsylvania Exchange. The confidential material presented in this filing was prepared for the specific purpose of submitting the rating formula for the Pennsylvania Insurance Department and may not be appropriate for other purposes. This filing represents premium rates for individuals sold or renewed effective January 1, 2020. The rates are guaranteed until December 31, 2020.

To the best of my knowledge and judgment, the following are true with respect to this filing:

1. Premium rates are established in accordance with generally accepted actuarial principles and the applicable Actuarial Standards of Practice. They are not excessive, inadequate, or unfairly discriminatory. Rates are reasonable in relationship to the benefits provided. However, it is certain that actual experience will not conform exactly to the assumptions used in this analysis. To the extent that actual experience is different from the assumptions used in developing the rates, the actual results will also deviate from the projected amounts.
2. In compliance with all applicable Pennsylvania and Federal Statutes and Regulations (45 CFR 156.80 and 147.102).
3. The rating factors and rating methodology are reasonable and consistent with Highmark's business plan at the time of the filing.

[REDACTED]

---

[REDACTED]  
Fellow, Society of Actuaries  
Member, American Academy of Actuaries  
May 17, 2019

2020 Rates Table Template v9.0		All fields with an asterisk (*) are required. To validate press Validate button or Ctrl + Shift + I. To finalize, press Finalize button or Ctrl + Shift + F.				
		If you are in a community rating state, select Family-Tier Rates under Rating Method and fill in all columns.				
		If you are not in a community rating state, select Age-Based Rates under Rating Method and provide an Individual Rate for every age band.				
		If Tobacco is Tobacco User/Non-Tobacco User, you must give a rate for Tobacco Use and Non-Tobacco Use.				
		To add a new sheet, press the Add Sheet button, or Ctrl + Shift + H. All plans must have the same dates on a sheet.				
HIOS Issuer ID*	33709					
Federal TIN*	23-1294723					
Rate Effective Date*	01/01/2020					
Rate Expiration Date*	12/31/2020					
Rating Method*	Age-Based Rates					
Plan ID*	Rating Area ID*	Tobacco*	Age*	Individual Rate*	Individual Tobacco Rate*	
<b>Required:</b> Enter the 14-character Plan ID	<b>Required:</b> Select the Rating Area ID	<b>Required:</b> Select if Tobacco use of subscriber is used to determine if a person is eligible for a rate from a plan	<b>Required:</b> Select the age of a subscriber eligible for the rate	<b>Required:</b> Enter the rate of an Individual Non-Tobacco or No Preference enrollee on a plan	<b>Required:</b> Enter the rate of an Individual tobacco enrollee on a plan	
33709PA0870001	Rating Area 1	Tobacco User/Non-Tobacco User	0-14	306.87	306.87	
33709PA0870001	Rating Area 1	Tobacco User/Non-Tobacco User	15	334.15	334.15	
33709PA0870001	Rating Area 1	Tobacco User/Non-Tobacco User	16	344.58	344.58	
33709PA0870001	Rating Area 1	Tobacco User/Non-Tobacco User	17	355.01	355.01	
33709PA0870001	Rating Area 1	Tobacco User/Non-Tobacco User	18	366.24	366.24	
33709PA0870001	Rating Area 1	Tobacco User/Non-Tobacco User	19	377.47	377.47	
33709PA0870001	Rating Area 1	Tobacco User/Non-Tobacco User	20	389.11	389.11	
33709PA0870001	Rating Area 1	Tobacco User/Non-Tobacco User	21	401.14	411.17	
33709PA0870001	Rating Area 1	Tobacco User/Non-Tobacco User	22	401.14	411.17	
33709PA0870001	Rating Area 1	Tobacco User/Non-Tobacco User	23	401.14	411.17	
33709PA0870001	Rating Area 1	Tobacco User/Non-Tobacco User	24	401.14	411.17	
33709PA0870001	Rating Area 1	Tobacco User/Non-Tobacco User	25	402.74	412.81	
33709PA0870001	Rating Area 1	Tobacco User/Non-Tobacco User	26	410.77	421.04	
33709PA0870001	Rating Area 1	Tobacco User/Non-Tobacco User	27	420.39	430.90	
33709PA0870001	Rating Area 1	Tobacco User/Non-Tobacco User	28	436.04	446.94	
33709PA0870001	Rating Area 1	Tobacco User/Non-Tobacco User	29	448.88	460.10	
33709PA0870001	Rating Area 1	Tobacco User/Non-Tobacco User	30	455.29	466.67	
33709PA0870001	Rating Area 1	Tobacco User/Non-Tobacco User	31	464.92	476.54	
33709PA0870001	Rating Area 1	Tobacco User/Non-Tobacco User	32	474.55	486.41	
33709PA0870001	Rating Area 1	Tobacco User/Non-Tobacco User	33	480.57	492.58	
33709PA0870001	Rating Area 1	Tobacco User/Non-Tobacco User	34	486.98	499.15	
33709PA0870001	Rating Area 1	Tobacco User/Non-Tobacco User	35	490.19	502.44	
33709PA0870001	Rating Area 1	Tobacco User/Non-Tobacco User	36	493.40	505.74	
33709PA0870001	Rating Area 1	Tobacco User/Non-Tobacco User	37	496.61	509.03	
33709PA0870001	Rating Area 1	Tobacco User/Non-Tobacco User	38	499.82	512.32	
33709PA0870001	Rating Area 1	Tobacco User/Non-Tobacco User	39	506.24	518.90	
33709PA0870001	Rating Area 1	Tobacco User/Non-Tobacco User	40	512.66	563.93	
33709PA0870001	Rating Area 1	Tobacco User/Non-Tobacco User	41	522.28	577.12	
33709PA0870001	Rating Area 1	Tobacco User/Non-Tobacco User	42	531.51	591.04	
33709PA0870001	Rating Area 1	Tobacco User/Non-Tobacco User	43	544.35	610.22	
33709PA0870001	Rating Area 1	Tobacco User/Non-Tobacco User	44	560.39	634.36	
33709PA0870001	Rating Area 1	Tobacco User/Non-Tobacco User	45	579.25	663.24	
33709PA0870001	Rating Area 1	Tobacco User/Non-Tobacco User	46	601.71	697.98	
33709PA0870001	Rating Area 1	Tobacco User/Non-Tobacco User	47	626.98	737.96	
33709PA0870001	Rating Area 1	Tobacco User/Non-Tobacco User	48	655.86	784.41	
33709PA0870001	Rating Area 1	Tobacco User/Non-Tobacco User	49	684.34	832.84	
33709PA0870001	Rating Area 1	Tobacco User/Non-Tobacco User	50	716.44	877.64	
33709PA0870001	Rating Area 1	Tobacco User/Non-Tobacco User	51	748.13	916.46	
33709PA0870001	Rating Area 1	Tobacco User/Non-Tobacco User	52	783.03	959.21	
33709PA0870001	Rating Area 1	Tobacco User/Non-Tobacco User	53	818.33	1002.45	
33709PA0870001	Rating Area 1	Tobacco User/Non-Tobacco User	54	856.43	1049.13	
33709PA0870001	Rating Area 1	Tobacco User/Non-Tobacco User	55	894.54	1095.81	
33709PA0870001	Rating Area 1	Tobacco User/Non-Tobacco User	56	935.86	1146.43	
33709PA0870001	Rating Area 1	Tobacco User/Non-Tobacco User	57	977.58	1197.54	
33709PA0870001	Rating Area 1	Tobacco User/Non-Tobacco User	58	1022.10	1252.07	
33709PA0870001	Rating Area 1	Tobacco User/Non-Tobacco User	59	1044.17	1279.11	
33709PA0870001	Rating Area 1	Tobacco User/Non-Tobacco User	60	1088.69	1333.65	
33709PA0870001	Rating Area 1	Tobacco User/Non-Tobacco User	61	1127.20	1380.82	
33709PA0870001	Rating Area 1	Tobacco User/Non-Tobacco User	62	1152.48	1411.79	
33709PA0870001	Rating Area 1	Tobacco User/Non-Tobacco User	63	1184.17	1450.61	
33709PA0870001	Rating Area 1	Tobacco User/Non-Tobacco User	64 and over	1203.42	1474.19	
33709PA0870001	Rating Area 4	Tobacco User/Non-Tobacco User	0-14	306.87	306.87	
33709PA0870001	Rating Area 4	Tobacco User/Non-Tobacco User	15	334.15	334.15	
33709PA0870001	Rating Area 4	Tobacco User/Non-Tobacco User	16	344.58	344.58	
33709PA0870001	Rating Area 4	Tobacco User/Non-Tobacco User	17	355.01	355.01	
33709PA0870001	Rating Area 4	Tobacco User/Non-Tobacco User	18	366.24	366.24	
33709PA0870001	Rating Area 4	Tobacco User/Non-Tobacco User	19	377.47	377.47	
33709PA0870001	Rating Area 4	Tobacco User/Non-Tobacco User	20	389.11	389.11	
33709PA0870001	Rating Area 4	Tobacco User/Non-Tobacco User	21	401.14	411.17	
33709PA0870001	Rating Area 4	Tobacco User/Non-Tobacco User	22	401.14	411.17	
33709PA0870001	Rating Area 4	Tobacco User/Non-Tobacco User	23	401.14	411.17	
33709PA0870001	Rating Area 4	Tobacco User/Non-Tobacco User	24	401.14	411.17	
33709PA0870001	Rating Area 4	Tobacco User/Non-Tobacco User	25	402.74	412.81	
33709PA0870001	Rating Area 4	Tobacco User/Non-Tobacco User	26	410.77	421.04	
33709PA0870001	Rating Area 4	Tobacco User/Non-Tobacco User	27	420.39	430.90	
33709PA0870001	Rating Area 4	Tobacco User/Non-Tobacco User	28	436.04	446.94	
33709PA0870001	Rating Area 4	Tobacco User/Non-Tobacco User	29	448.88	460.10	
33709PA0870001	Rating Area 4	Tobacco User/Non-Tobacco User	30	455.29	466.67	
33709PA0870001	Rating Area 4	Tobacco User/Non-Tobacco User	31	464.92	476.54	
33709PA0870001	Rating Area 4	Tobacco User/Non-Tobacco User	32	474.55	486.41	
33709PA0870001	Rating Area 4	Tobacco User/Non-Tobacco User	33	480.57	492.58	
33709PA0870001	Rating Area 4	Tobacco User/Non-Tobacco User	34	486.98	499.15	
33709PA0870001	Rating Area 4	Tobacco User/Non-Tobacco User	35	490.19	502.44	
33709PA0870001	Rating Area 4	Tobacco User/Non-Tobacco User	36	493.40	505.74	
33709PA0870001	Rating Area 4	Tobacco User/Non-Tobacco User	37	496.61	509.03	
33709PA0870001	Rating Area 4	Tobacco User/Non-Tobacco User	38	499.82	512.32	
33709PA0870001	Rating Area 4	Tobacco User/Non-Tobacco User	39	506.24	518.90	
33709PA0870001	Rating Area 4	Tobacco User/Non-Tobacco User	40	512.66	563.93	
33709PA0870001	Rating Area 4	Tobacco User/Non-Tobacco User	41	522.28	577.12	
33709PA0870001	Rating Area 4	Tobacco User/Non-Tobacco User	42	531.51	591.04	
33709PA0870001	Rating Area 4	Tobacco User/Non-Tobacco User	43	544.35	610.22	
33709PA0870001	Rating Area 4	Tobacco User/Non-Tobacco User	44	560.39	634.36	
33709PA0870001	Rating Area 4	Tobacco User/Non-Tobacco User	45	579.25	663.24	
33709PA0870001	Rating Area 4	Tobacco User/Non-Tobacco User	46	601.71	697.98	
33709PA0870001	Rating Area 4	Tobacco User/Non-Tobacco User	47	626.98	737.96	
33709PA0870001	Rating Area 4	Tobacco User/Non-Tobacco User	48	655.86	784.41	
33709PA0870001	Rating Area 4	Tobacco User/Non-Tobacco User	49	684.34	832.84	
33709PA0870001	Rating Area 4	Tobacco User/Non-Tobacco User	50	716.44	877.64	
33709PA0870001	Rating Area 4	Tobacco User/Non-Tobacco User	51	748.13	916.46	
33709PA0870001	Rating Area 4	Tobacco User/Non-Tobacco User	52	783.03	959.21	
33709PA0870001	Rating Area 4	Tobacco User/Non-Tobacco User	53	818.33	1002.45	
33709PA0870001	Rating Area 4	Tobacco User/Non-Tobacco User	54	856.43	1049.13	
33709PA0870001	Rating Area 4	Tobacco User/Non-Tobacco User	55	894.54	1095.81	
33709PA0870001	Rating Area 4	Tobacco User/Non-Tobacco User	56	935.86	1146.43	
33709PA0870001	Rating Area 4	Tobacco User/Non-Tobacco User	57	977.58	1197.54	
33709PA0870001	Rating Area 4	Tobacco User/Non-Tobacco User	58	1022.10	1252.07	
33709PA0870001	Rating Area 4	Tobacco User/Non-Tobacco User	59	1044.17	1279.11	
33709PA0870001	Rating Area 4	Tobacco User/Non-Tobacco User	60	1088.69	1333.65	
33709PA0870001	Rating Area 4	Tobacco User/Non-Tobacco User	61	1127.20	1380.82	
33709PA0870001	Rating Area 4	Tobacco User/Non-Tobacco User	62	1152.48	1411.79	
33709PA0870001	Rating Area 4	Tobacco User/Non-Tobacco User	63	1184.17	1450.61	
33709PA0870001	Rating Area 4	Tobacco User/Non-Tobacco User	64 and over	1203.42	1474.19	
33709PA0870002	Rating Area 1	Tobacco User/Non-Tobacco User	0-14	300.98	300.98	
33709PA0870002	Rating Area 1	Tobacco User/Non-Tobacco User	15	327.74	327.74	
33709PA0870002	Rating Area 1	Tobacco User/Non-Tobacco User	16	337.96	337.96	
33709PA0870002	Rating Area 1	Tobacco User/Non-Tobacco User	17	348.19	348.19	
33709PA0870002	Rating Area 1	Tobacco User/Non-Tobacco User	18	359.21	359.21	
33709PA0870002	Rating Area 1	Tobacco User/Non-Tobacco User	19	370.23	370.23	
33709PA0870002	Rating Area 1	Tobacco User/Non-Tobacco User	20	381.64	381.64	
33709PA0870002	Rating Area 1	Tobacco User/Non-Tobacco User	21	393.44	403.28	
33709PA0870002	Rating Area 1	Tobacco User/Non-Tobacco User	22	393.44	403.28	
33709PA0870002	Rating Area 1	Tobacco User/Non-Tobacco User	23	393.44	403.28	



33709PA0870007 Rating Area 1	Tobacco User/Non-Tobacco User	34	344.72	353.34
33709PA0870007 Rating Area 1	Tobacco User/Non-Tobacco User	35	346.99	355.66
33709PA0870007 Rating Area 1	Tobacco User/Non-Tobacco User	36	349.26	357.99
33709PA0870007 Rating Area 1	Tobacco User/Non-Tobacco User	37	351.53	360.32
33709PA0870007 Rating Area 1	Tobacco User/Non-Tobacco User	38	353.80	362.65
33709PA0870007 Rating Area 1	Tobacco User/Non-Tobacco User	39	358.34	367.30
33709PA0870007 Rating Area 1	Tobacco User/Non-Tobacco User	40	362.89	399.18
33709PA0870007 Rating Area 1	Tobacco User/Non-Tobacco User	41	369.70	408.52
33709PA0870007 Rating Area 1	Tobacco User/Non-Tobacco User	42	376.23	418.37
33709PA0870007 Rating Area 1	Tobacco User/Non-Tobacco User	43	385.32	431.94
33709PA0870007 Rating Area 1	Tobacco User/Non-Tobacco User	44	396.68	449.04
33709PA0870007 Rating Area 1	Tobacco User/Non-Tobacco User	45	410.02	469.47
33709PA0870007 Rating Area 1	Tobacco User/Non-Tobacco User	46	425.93	494.08
33709PA0870007 Rating Area 1	Tobacco User/Non-Tobacco User	47	443.81	522.36
33709PA0870007 Rating Area 1	Tobacco User/Non-Tobacco User	48	464.26	555.25
33709PA0870007 Rating Area 1	Tobacco User/Non-Tobacco User	49	484.42	589.54
33709PA0870007 Rating Area 1	Tobacco User/Non-Tobacco User	50	507.13	621.23
33709PA0870007 Rating Area 1	Tobacco User/Non-Tobacco User	51	529.57	648.72
33709PA0870007 Rating Area 1	Tobacco User/Non-Tobacco User	52	554.27	678.98
33709PA0870007 Rating Area 1	Tobacco User/Non-Tobacco User	53	579.26	709.59
33709PA0870007 Rating Area 1	Tobacco User/Non-Tobacco User	54	606.23	742.63
33709PA0870007 Rating Area 1	Tobacco User/Non-Tobacco User	55	633.21	775.68
33709PA0870007 Rating Area 1	Tobacco User/Non-Tobacco User	56	662.46	811.51
33709PA0870007 Rating Area 1	Tobacco User/Non-Tobacco User	57	691.99	847.69
33709PA0870007 Rating Area 1	Tobacco User/Non-Tobacco User	58	723.50	886.29
33709PA0870007 Rating Area 1	Tobacco User/Non-Tobacco User	59	739.12	905.42
33709PA0870007 Rating Area 1	Tobacco User/Non-Tobacco User	60	770.64	944.03
33709PA0870007 Rating Area 1	Tobacco User/Non-Tobacco User	61	797.90	977.43
33709PA0870007 Rating Area 1	Tobacco User/Non-Tobacco User	62	815.79	999.34
33709PA0870007 Rating Area 1	Tobacco User/Non-Tobacco User	63	838.22	1026.82
33709PA0870007 Rating Area 1	Tobacco User/Non-Tobacco User	64 and over	851.85	1043.52
33709PA0870007 Rating Area 4	Tobacco User/Non-Tobacco User	0-14	217.22	217.22
33709PA0870007 Rating Area 4	Tobacco User/Non-Tobacco User	15	236.53	236.53
33709PA0870007 Rating Area 4	Tobacco User/Non-Tobacco User	16	243.91	243.91
33709PA0870007 Rating Area 4	Tobacco User/Non-Tobacco User	17	251.30	251.30
33709PA0870007 Rating Area 4	Tobacco User/Non-Tobacco User	18	259.25	259.25
33709PA0870007 Rating Area 4	Tobacco User/Non-Tobacco User	19	267.20	267.20
33709PA0870007 Rating Area 4	Tobacco User/Non-Tobacco User	20	275.43	275.43
33709PA0870007 Rating Area 4	Tobacco User/Non-Tobacco User	21	283.95	291.05
33709PA0870007 Rating Area 4	Tobacco User/Non-Tobacco User	22	283.95	291.05
33709PA0870007 Rating Area 4	Tobacco User/Non-Tobacco User	23	283.95	291.05
33709PA0870007 Rating Area 4	Tobacco User/Non-Tobacco User	24	283.95	291.05
33709PA0870007 Rating Area 4	Tobacco User/Non-Tobacco User	25	285.09	292.22
33709PA0870007 Rating Area 4	Tobacco User/Non-Tobacco User	26	290.76	298.03
33709PA0870007 Rating Area 4	Tobacco User/Non-Tobacco User	27	297.58	305.02
33709PA0870007 Rating Area 4	Tobacco User/Non-Tobacco User	28	308.65	316.37
33709PA0870007 Rating Area 4	Tobacco User/Non-Tobacco User	29	317.74	325.68
33709PA0870007 Rating Area 4	Tobacco User/Non-Tobacco User	30	322.28	330.34
33709PA0870007 Rating Area 4	Tobacco User/Non-Tobacco User	31	329.10	337.33
33709PA0870007 Rating Area 4	Tobacco User/Non-Tobacco User	32	335.91	344.31
33709PA0870007 Rating Area 4	Tobacco User/Non-Tobacco User	33	340.17	348.67
33709PA0870007 Rating Area 4	Tobacco User/Non-Tobacco User	34	344.72	353.34
33709PA0870007 Rating Area 4	Tobacco User/Non-Tobacco User	35	346.99	355.66
33709PA0870007 Rating Area 4	Tobacco User/Non-Tobacco User	36	349.26	357.99
33709PA0870007 Rating Area 4	Tobacco User/Non-Tobacco User	37	351.53	360.32
33709PA0870007 Rating Area 4	Tobacco User/Non-Tobacco User	38	353.80	362.65
33709PA0870007 Rating Area 4	Tobacco User/Non-Tobacco User	39	358.34	367.30
33709PA0870007 Rating Area 4	Tobacco User/Non-Tobacco User	40	362.89	399.18
33709PA0870007 Rating Area 4	Tobacco User/Non-Tobacco User	41	369.70	408.52
33709PA0870007 Rating Area 4	Tobacco User/Non-Tobacco User	42	376.23	418.37
33709PA0870007 Rating Area 4	Tobacco User/Non-Tobacco User	43	385.32	431.94
33709PA0870007 Rating Area 4	Tobacco User/Non-Tobacco User	44	396.68	449.04
33709PA0870007 Rating Area 4	Tobacco User/Non-Tobacco User	45	410.02	469.47
33709PA0870007 Rating Area 4	Tobacco User/Non-Tobacco User	46	425.93	494.08
33709PA0870007 Rating Area 4	Tobacco User/Non-Tobacco User	47	443.81	522.36
33709PA0870007 Rating Area 4	Tobacco User/Non-Tobacco User	48	464.26	555.25

33709PA0870007	Rating Area 4	Tobacco User/Non-Tobacco User	49	484.42	589.54
33709PA0870007	Rating Area 4	Tobacco User/Non-Tobacco User	50	507.13	621.23
33709PA0870007	Rating Area 4	Tobacco User/Non-Tobacco User	51	529.57	648.72
33709PA0870007	Rating Area 4	Tobacco User/Non-Tobacco User	52	554.27	678.98
33709PA0870007	Rating Area 4	Tobacco User/Non-Tobacco User	53	579.26	709.59
33709PA0870007	Rating Area 4	Tobacco User/Non-Tobacco User	54	606.23	742.63
33709PA0870007	Rating Area 4	Tobacco User/Non-Tobacco User	55	633.21	775.68
33709PA0870007	Rating Area 4	Tobacco User/Non-Tobacco User	56	662.46	811.51
33709PA0870007	Rating Area 4	Tobacco User/Non-Tobacco User	57	691.99	847.69
33709PA0870007	Rating Area 4	Tobacco User/Non-Tobacco User	58	723.50	886.29
33709PA0870007	Rating Area 4	Tobacco User/Non-Tobacco User	59	739.12	905.42
33709PA0870007	Rating Area 4	Tobacco User/Non-Tobacco User	60	770.64	944.03
33709PA0870007	Rating Area 4	Tobacco User/Non-Tobacco User	61	797.90	977.43
33709PA0870007	Rating Area 4	Tobacco User/Non-Tobacco User	62	815.79	999.34
33709PA0870007	Rating Area 4	Tobacco User/Non-Tobacco User	63	838.22	1026.82
33709PA0870007	Rating Area 4	Tobacco User/Non-Tobacco User	64 and over	851.85	1043.52
33709PA0870008	Rating Area 1	Tobacco User/Non-Tobacco User	0-14	207.20	207.20
33709PA0870008	Rating Area 1	Tobacco User/Non-Tobacco User	15	225.62	225.62
33709PA0870008	Rating Area 1	Tobacco User/Non-Tobacco User	16	232.66	232.66
33709PA0870008	Rating Area 1	Tobacco User/Non-Tobacco User	17	239.70	239.70
33709PA0870008	Rating Area 1	Tobacco User/Non-Tobacco User	18	247.29	247.29
33709PA0870008	Rating Area 1	Tobacco User/Non-Tobacco User	19	254.87	254.87
33709PA0870008	Rating Area 1	Tobacco User/Non-Tobacco User	20	262.72	262.72
33709PA0870008	Rating Area 1	Tobacco User/Non-Tobacco User	21	270.85	277.62
33709PA0870008	Rating Area 1	Tobacco User/Non-Tobacco User	22	270.85	277.62
33709PA0870008	Rating Area 1	Tobacco User/Non-Tobacco User	23	270.85	277.62
33709PA0870008	Rating Area 1	Tobacco User/Non-Tobacco User	24	270.85	277.62
33709PA0870008	Rating Area 1	Tobacco User/Non-Tobacco User	25	271.93	278.73
33709PA0870008	Rating Area 1	Tobacco User/Non-Tobacco User	26	277.35	284.28
33709PA0870008	Rating Area 1	Tobacco User/Non-Tobacco User	27	283.85	290.95
33709PA0870008	Rating Area 1	Tobacco User/Non-Tobacco User	28	294.41	301.77
33709PA0870008	Rating Area 1	Tobacco User/Non-Tobacco User	29	303.08	310.66
33709PA0870008	Rating Area 1	Tobacco User/Non-Tobacco User	30	307.41	315.10
33709PA0870008	Rating Area 1	Tobacco User/Non-Tobacco User	31	313.92	321.77
33709PA0870008	Rating Area 1	Tobacco User/Non-Tobacco User	32	320.42	328.43
33709PA0870008	Rating Area 1	Tobacco User/Non-Tobacco User	33	324.48	332.59
33709PA0870008	Rating Area 1	Tobacco User/Non-Tobacco User	34	328.81	337.03
33709PA0870008	Rating Area 1	Tobacco User/Non-Tobacco User	35	330.98	339.25
33709PA0870008	Rating Area 1	Tobacco User/Non-Tobacco User	36	333.15	341.48
33709PA0870008	Rating Area 1	Tobacco User/Non-Tobacco User	37	335.31	343.69
33709PA0870008	Rating Area 1	Tobacco User/Non-Tobacco User	38	337.48	345.92
33709PA0870008	Rating Area 1	Tobacco User/Non-Tobacco User	39	341.81	350.36
33709PA0870008	Rating Area 1	Tobacco User/Non-Tobacco User	40	346.15	380.77
33709PA0870008	Rating Area 1	Tobacco User/Non-Tobacco User	41	352.65	389.68
33709PA0870008	Rating Area 1	Tobacco User/Non-Tobacco User	42	358.88	399.07
33709PA0870008	Rating Area 1	Tobacco User/Non-Tobacco User	43	367.54	412.01
33709PA0870008	Rating Area 1	Tobacco User/Non-Tobacco User	44	378.38	428.33
33709PA0870008	Rating Area 1	Tobacco User/Non-Tobacco User	45	391.11	447.82
33709PA0870008	Rating Area 1	Tobacco User/Non-Tobacco User	46	406.28	471.28
33709PA0870008	Rating Area 1	Tobacco User/Non-Tobacco User	47	423.34	498.27
33709PA0870008	Rating Area 1	Tobacco User/Non-Tobacco User	48	442.84	529.64
33709PA0870008	Rating Area 1	Tobacco User/Non-Tobacco User	49	462.07	562.34
33709PA0870008	Rating Area 1	Tobacco User/Non-Tobacco User	50	483.74	592.58
33709PA0870008	Rating Area 1	Tobacco User/Non-Tobacco User	51	505.14	618.80
33709PA0870008	Rating Area 1	Tobacco User/Non-Tobacco User	52	528.70	647.66
33709PA0870008	Rating Area 1	Tobacco User/Non-Tobacco User	53	552.53	676.85
33709PA0870008	Rating Area 1	Tobacco User/Non-Tobacco User	54	578.26	708.37
33709PA0870008	Rating Area 1	Tobacco User/Non-Tobacco User	55	604.00	739.90
33709PA0870008	Rating Area 1	Tobacco User/Non-Tobacco User	56	631.89	774.07
33709PA0870008	Rating Area 1	Tobacco User/Non-Tobacco User	57	660.06	808.57
33709PA0870008	Rating Area 1	Tobacco User/Non-Tobacco User	58	690.13	845.41
33709PA0870008	Rating Area 1	Tobacco User/Non-Tobacco User	59	705.02	863.65
33709PA0870008	Rating Area 1	Tobacco User/Non-Tobacco User	60	735.09	900.49
33709PA0870008	Rating Area 1	Tobacco User/Non-Tobacco User	61	761.09	932.34
33709PA0870008	Rating Area 1	Tobacco User/Non-Tobacco User	62	778.15	953.23
33709PA0870008	Rating Area 1	Tobacco User/Non-Tobacco User	63	799.55	979.45



33709PA0870008	Rating Area 1	Tobacco User/Non-Tobacco User	64 and over	812.55	995.37
33709PA0870008	Rating Area 4	Tobacco User/Non-Tobacco User	0-14	207.20	207.20
33709PA0870008	Rating Area 4	Tobacco User/Non-Tobacco User	15	225.62	225.62
33709PA0870008	Rating Area 4	Tobacco User/Non-Tobacco User	16	232.66	232.66
33709PA0870008	Rating Area 4	Tobacco User/Non-Tobacco User	17	239.70	239.70
33709PA0870008	Rating Area 4	Tobacco User/Non-Tobacco User	18	247.29	247.29
33709PA0870008	Rating Area 4	Tobacco User/Non-Tobacco User	19	254.87	254.87
33709PA0870008	Rating Area 4	Tobacco User/Non-Tobacco User	20	262.72	262.72
33709PA0870008	Rating Area 4	Tobacco User/Non-Tobacco User	21	270.85	277.62
33709PA0870008	Rating Area 4	Tobacco User/Non-Tobacco User	22	270.85	277.62
33709PA0870008	Rating Area 4	Tobacco User/Non-Tobacco User	23	270.85	277.62
33709PA0870008	Rating Area 4	Tobacco User/Non-Tobacco User	24	270.85	277.62
33709PA0870008	Rating Area 4	Tobacco User/Non-Tobacco User	25	271.93	278.73
33709PA0870008	Rating Area 4	Tobacco User/Non-Tobacco User	26	277.35	284.28
33709PA0870008	Rating Area 4	Tobacco User/Non-Tobacco User	27	283.85	290.95
33709PA0870008	Rating Area 4	Tobacco User/Non-Tobacco User	28	294.41	301.77
33709PA0870008	Rating Area 4	Tobacco User/Non-Tobacco User	29	303.08	310.66
33709PA0870008	Rating Area 4	Tobacco User/Non-Tobacco User	30	307.41	315.10
33709PA0870008	Rating Area 4	Tobacco User/Non-Tobacco User	31	313.92	321.77
33709PA0870008	Rating Area 4	Tobacco User/Non-Tobacco User	32	320.42	328.43
33709PA0870008	Rating Area 4	Tobacco User/Non-Tobacco User	33	324.48	332.59
33709PA0870008	Rating Area 4	Tobacco User/Non-Tobacco User	34	328.81	337.03
33709PA0870008	Rating Area 4	Tobacco User/Non-Tobacco User	35	330.98	339.25
33709PA0870008	Rating Area 4	Tobacco User/Non-Tobacco User	36	333.15	341.48
33709PA0870008	Rating Area 4	Tobacco User/Non-Tobacco User	37	335.31	343.69
33709PA0870008	Rating Area 4	Tobacco User/Non-Tobacco User	38	337.48	345.92
33709PA0870008	Rating Area 4	Tobacco User/Non-Tobacco User	39	341.81	350.36
33709PA0870008	Rating Area 4	Tobacco User/Non-Tobacco User	40	346.15	380.77
33709PA0870008	Rating Area 4	Tobacco User/Non-Tobacco User	41	352.65	389.68
33709PA0870008	Rating Area 4	Tobacco User/Non-Tobacco User	42	358.88	399.07
33709PA0870008	Rating Area 4	Tobacco User/Non-Tobacco User	43	367.54	412.01
33709PA0870008	Rating Area 4	Tobacco User/Non-Tobacco User	44	378.38	428.33
33709PA0870008	Rating Area 4	Tobacco User/Non-Tobacco User	45	391.11	447.82
33709PA0870008	Rating Area 4	Tobacco User/Non-Tobacco User	46	406.28	471.28
33709PA0870008	Rating Area 4	Tobacco User/Non-Tobacco User	47	423.34	498.27
33709PA0870008	Rating Area 4	Tobacco User/Non-Tobacco User	48	442.84	529.64
33709PA0870008	Rating Area 4	Tobacco User/Non-Tobacco User	49	462.07	562.34
33709PA0870008	Rating Area 4	Tobacco User/Non-Tobacco User	50	483.74	592.58
33709PA0870008	Rating Area 4	Tobacco User/Non-Tobacco User	51	505.14	618.80
33709PA0870008	Rating Area 4	Tobacco User/Non-Tobacco User	52	528.70	647.66
33709PA0870008	Rating Area 4	Tobacco User/Non-Tobacco User	53	552.53	676.85
33709PA0870008	Rating Area 4	Tobacco User/Non-Tobacco User	54	578.26	708.37
33709PA0870008	Rating Area 4	Tobacco User/Non-Tobacco User	55	604.00	739.90
33709PA0870008	Rating Area 4	Tobacco User/Non-Tobacco User	56	631.89	774.07
33709PA0870008	Rating Area 4	Tobacco User/Non-Tobacco User	57	660.06	808.57
33709PA0870008	Rating Area 4	Tobacco User/Non-Tobacco User	58	690.13	845.41
33709PA0870008	Rating Area 4	Tobacco User/Non-Tobacco User	59	705.02	863.65
33709PA0870008	Rating Area 4	Tobacco User/Non-Tobacco User	60	735.09	900.49
33709PA0870008	Rating Area 4	Tobacco User/Non-Tobacco User	61	761.09	932.34
33709PA0870008	Rating Area 4	Tobacco User/Non-Tobacco User	62	778.15	953.23
33709PA0870008	Rating Area 4	Tobacco User/Non-Tobacco User	63	799.55	979.45
33709PA0870008	Rating Area 4	Tobacco User/Non-Tobacco User	64 and over	812.55	995.37
33709PA0870012	Rating Area 1	Tobacco User/Non-Tobacco User	0-14	295.91	295.91
33709PA0870012	Rating Area 1	Tobacco User/Non-Tobacco User	15	322.21	322.21
33709PA0870012	Rating Area 1	Tobacco User/Non-Tobacco User	16	332.27	332.27
33709PA0870012	Rating Area 1	Tobacco User/Non-Tobacco User	17	342.33	342.33
33709PA0870012	Rating Area 1	Tobacco User/Non-Tobacco User	18	353.16	353.16
33709PA0870012	Rating Area 1	Tobacco User/Non-Tobacco User	19	363.99	363.99
33709PA0870012	Rating Area 1	Tobacco User/Non-Tobacco User	20	375.21	375.21
33709PA0870012	Rating Area 1	Tobacco User/Non-Tobacco User	21	386.81	396.48
33709PA0870012	Rating Area 1	Tobacco User/Non-Tobacco User	22	386.81	396.48
33709PA0870012	Rating Area 1	Tobacco User/Non-Tobacco User	23	386.81	396.48
33709PA0870012	Rating Area 1	Tobacco User/Non-Tobacco User	24	386.81	396.48
33709PA0870012	Rating Area 1	Tobacco User/Non-Tobacco User	25	388.36	398.07
33709PA0870012	Rating Area 1	Tobacco User/Non-Tobacco User	26	396.09	405.99
33709PA0870012	Rating Area 1	Tobacco User/Non-Tobacco User	27	405.38	415.51

33709PA0870012 Rating Area 1	Tobacco User/Non-Tobacco User	28	420.46	430.97
33709PA0870012 Rating Area 1	Tobacco User/Non-Tobacco User	29	432.84	443.66
33709PA0870012 Rating Area 1	Tobacco User/Non-Tobacco User	30	439.03	450.01
33709PA0870012 Rating Area 1	Tobacco User/Non-Tobacco User	31	448.31	459.52
33709PA0870012 Rating Area 1	Tobacco User/Non-Tobacco User	32	457.60	469.04
33709PA0870012 Rating Area 1	Tobacco User/Non-Tobacco User	33	463.40	474.99
33709PA0870012 Rating Area 1	Tobacco User/Non-Tobacco User	34	469.59	481.33
33709PA0870012 Rating Area 1	Tobacco User/Non-Tobacco User	35	472.68	484.50
33709PA0870012 Rating Area 1	Tobacco User/Non-Tobacco User	36	475.78	487.67
33709PA0870012 Rating Area 1	Tobacco User/Non-Tobacco User	37	478.87	490.84
33709PA0870012 Rating Area 1	Tobacco User/Non-Tobacco User	38	481.97	494.02
33709PA0870012 Rating Area 1	Tobacco User/Non-Tobacco User	39	488.15	500.35
33709PA0870012 Rating Area 1	Tobacco User/Non-Tobacco User	40	494.34	543.77
33709PA0870012 Rating Area 1	Tobacco User/Non-Tobacco User	41	503.63	556.51
33709PA0870012 Rating Area 1	Tobacco User/Non-Tobacco User	42	512.52	569.92
33709PA0870012 Rating Area 1	Tobacco User/Non-Tobacco User	43	524.90	588.41
33709PA0870012 Rating Area 1	Tobacco User/Non-Tobacco User	44	540.37	611.70
33709PA0870012 Rating Area 1	Tobacco User/Non-Tobacco User	45	558.55	639.54
33709PA0870012 Rating Area 1	Tobacco User/Non-Tobacco User	46	580.22	673.06
33709PA0870012 Rating Area 1	Tobacco User/Non-Tobacco User	47	604.58	711.59
33709PA0870012 Rating Area 1	Tobacco User/Non-Tobacco User	48	632.43	756.39
33709PA0870012 Rating Area 1	Tobacco User/Non-Tobacco User	49	659.90	803.10
33709PA0870012 Rating Area 1	Tobacco User/Non-Tobacco User	50	690.84	846.28
33709PA0870012 Rating Area 1	Tobacco User/Non-Tobacco User	51	721.40	883.72
33709PA0870012 Rating Area 1	Tobacco User/Non-Tobacco User	52	755.05	924.94
33709PA0870012 Rating Area 1	Tobacco User/Non-Tobacco User	53	789.09	966.64
33709PA0870012 Rating Area 1	Tobacco User/Non-Tobacco User	54	825.84	1011.65
33709PA0870012 Rating Area 1	Tobacco User/Non-Tobacco User	55	862.59	1056.67
33709PA0870012 Rating Area 1	Tobacco User/Non-Tobacco User	56	902.43	1105.48
33709PA0870012 Rating Area 1	Tobacco User/Non-Tobacco User	57	942.66	1154.76
33709PA0870012 Rating Area 1	Tobacco User/Non-Tobacco User	58	985.59	1207.35
33709PA0870012 Rating Area 1	Tobacco User/Non-Tobacco User	59	1006.87	1233.42
33709PA0870012 Rating Area 1	Tobacco User/Non-Tobacco User	60	1049.80	1286.01
33709PA0870012 Rating Area 1	Tobacco User/Non-Tobacco User	61	1086.94	1331.50
33709PA0870012 Rating Area 1	Tobacco User/Non-Tobacco User	62	1111.31	1361.35
33709PA0870012 Rating Area 1	Tobacco User/Non-Tobacco User	63	1141.86	1398.78
33709PA0870012 Rating Area 1	Tobacco User/Non-Tobacco User	64 and over	1160.43	1421.53
33709PA0870012 Rating Area 4	Tobacco User/Non-Tobacco User	0-14	295.91	295.91
33709PA0870012 Rating Area 4	Tobacco User/Non-Tobacco User	15	322.21	322.21
33709PA0870012 Rating Area 4	Tobacco User/Non-Tobacco User	16	332.27	332.27
33709PA0870012 Rating Area 4	Tobacco User/Non-Tobacco User	17	342.33	342.33
33709PA0870012 Rating Area 4	Tobacco User/Non-Tobacco User	18	353.16	353.16
33709PA0870012 Rating Area 4	Tobacco User/Non-Tobacco User	19	363.99	363.99
33709PA0870012 Rating Area 4	Tobacco User/Non-Tobacco User	20	375.21	375.21
33709PA0870012 Rating Area 4	Tobacco User/Non-Tobacco User	21	386.81	396.48
33709PA0870012 Rating Area 4	Tobacco User/Non-Tobacco User	22	386.81	396.48
33709PA0870012 Rating Area 4	Tobacco User/Non-Tobacco User	23	386.81	396.48
33709PA0870012 Rating Area 4	Tobacco User/Non-Tobacco User	24	386.81	396.48
33709PA0870012 Rating Area 4	Tobacco User/Non-Tobacco User	25	388.36	398.07
33709PA0870012 Rating Area 4	Tobacco User/Non-Tobacco User	26	396.09	405.99
33709PA0870012 Rating Area 4	Tobacco User/Non-Tobacco User	27	405.38	415.51
33709PA0870012 Rating Area 4	Tobacco User/Non-Tobacco User	28	420.46	430.97
33709PA0870012 Rating Area 4	Tobacco User/Non-Tobacco User	29	432.84	443.66
33709PA0870012 Rating Area 4	Tobacco User/Non-Tobacco User	30	439.03	450.01
33709PA0870012 Rating Area 4	Tobacco User/Non-Tobacco User	31	448.31	459.52
33709PA0870012 Rating Area 4	Tobacco User/Non-Tobacco User	32	457.60	469.04
33709PA0870012 Rating Area 4	Tobacco User/Non-Tobacco User	33	463.40	474.99
33709PA0870012 Rating Area 4	Tobacco User/Non-Tobacco User	34	469.59	481.33
33709PA0870012 Rating Area 4	Tobacco User/Non-Tobacco User	35	472.68	484.50
33709PA0870012 Rating Area 4	Tobacco User/Non-Tobacco User	36	475.78	487.67
33709PA0870012 Rating Area 4	Tobacco User/Non-Tobacco User	37	478.87	490.84
33709PA0870012 Rating Area 4	Tobacco User/Non-Tobacco User	38	481.97	494.02
33709PA0870012 Rating Area 4	Tobacco User/Non-Tobacco User	39	488.15	500.35
33709PA0870012 Rating Area 4	Tobacco User/Non-Tobacco User	40	494.34	543.77
33709PA0870012 Rating Area 4	Tobacco User/Non-Tobacco User	41	503.63	556.51
33709PA0870012 Rating Area 4	Tobacco User/Non-Tobacco User	42	512.52	569.92

33709PA0870012 Rating Area 4	Tobacco User/Non-Tobacco User	43	524.90	588.41
33709PA0870012 Rating Area 4	Tobacco User/Non-Tobacco User	44	540.37	611.70
33709PA0870012 Rating Area 4	Tobacco User/Non-Tobacco User	45	558.55	639.54
33709PA0870012 Rating Area 4	Tobacco User/Non-Tobacco User	46	580.22	673.06
33709PA0870012 Rating Area 4	Tobacco User/Non-Tobacco User	47	604.58	711.59
33709PA0870012 Rating Area 4	Tobacco User/Non-Tobacco User	48	632.43	756.39
33709PA0870012 Rating Area 4	Tobacco User/Non-Tobacco User	49	659.90	803.10
33709PA0870012 Rating Area 4	Tobacco User/Non-Tobacco User	50	690.84	846.28
33709PA0870012 Rating Area 4	Tobacco User/Non-Tobacco User	51	721.40	883.72
33709PA0870012 Rating Area 4	Tobacco User/Non-Tobacco User	52	755.05	924.94
33709PA0870012 Rating Area 4	Tobacco User/Non-Tobacco User	53	789.09	966.64
33709PA0870012 Rating Area 4	Tobacco User/Non-Tobacco User	54	825.84	1011.65
33709PA0870012 Rating Area 4	Tobacco User/Non-Tobacco User	55	862.59	1056.67
33709PA0870012 Rating Area 4	Tobacco User/Non-Tobacco User	56	902.43	1105.48
33709PA0870012 Rating Area 4	Tobacco User/Non-Tobacco User	57	942.66	1154.76
33709PA0870012 Rating Area 4	Tobacco User/Non-Tobacco User	58	985.59	1207.35
33709PA0870012 Rating Area 4	Tobacco User/Non-Tobacco User	59	1006.87	1233.42
33709PA0870012 Rating Area 4	Tobacco User/Non-Tobacco User	60	1049.80	1286.01
33709PA0870012 Rating Area 4	Tobacco User/Non-Tobacco User	61	1086.94	1331.50
33709PA0870012 Rating Area 4	Tobacco User/Non-Tobacco User	62	1111.31	1361.35
33709PA0870012 Rating Area 4	Tobacco User/Non-Tobacco User	63	1141.86	1398.78
33709PA0870012 Rating Area 4	Tobacco User/Non-Tobacco User	64 and over	1160.43	1421.53
33709PA0870011 Rating Area 1	Tobacco User/Non-Tobacco User	0-14	219.09	219.09
33709PA0870011 Rating Area 1	Tobacco User/Non-Tobacco User	15	238.56	238.56
33709PA0870011 Rating Area 1	Tobacco User/Non-Tobacco User	16	246.01	246.01
33709PA0870011 Rating Area 1	Tobacco User/Non-Tobacco User	17	253.46	253.46
33709PA0870011 Rating Area 1	Tobacco User/Non-Tobacco User	18	261.47	261.47
33709PA0870011 Rating Area 1	Tobacco User/Non-Tobacco User	19	269.49	269.49
33709PA0870011 Rating Area 1	Tobacco User/Non-Tobacco User	20	277.80	277.80
33709PA0870011 Rating Area 1	Tobacco User/Non-Tobacco User	21	286.39	293.55
33709PA0870011 Rating Area 1	Tobacco User/Non-Tobacco User	22	286.39	293.55
33709PA0870011 Rating Area 1	Tobacco User/Non-Tobacco User	23	286.39	293.55
33709PA0870011 Rating Area 1	Tobacco User/Non-Tobacco User	24	286.39	293.55
33709PA0870011 Rating Area 1	Tobacco User/Non-Tobacco User	25	287.54	294.73
33709PA0870011 Rating Area 1	Tobacco User/Non-Tobacco User	26	293.26	300.59
33709PA0870011 Rating Area 1	Tobacco User/Non-Tobacco User	27	300.14	307.64
33709PA0870011 Rating Area 1	Tobacco User/Non-Tobacco User	28	311.31	319.09
33709PA0870011 Rating Area 1	Tobacco User/Non-Tobacco User	29	320.47	328.48
33709PA0870011 Rating Area 1	Tobacco User/Non-Tobacco User	30	325.05	333.18
33709PA0870011 Rating Area 1	Tobacco User/Non-Tobacco User	31	331.93	340.23
33709PA0870011 Rating Area 1	Tobacco User/Non-Tobacco User	32	338.80	347.27
33709PA0870011 Rating Area 1	Tobacco User/Non-Tobacco User	33	343.10	351.68
33709PA0870011 Rating Area 1	Tobacco User/Non-Tobacco User	34	347.68	356.37
33709PA0870011 Rating Area 1	Tobacco User/Non-Tobacco User	35	349.97	358.72
33709PA0870011 Rating Area 1	Tobacco User/Non-Tobacco User	36	352.26	361.07
33709PA0870011 Rating Area 1	Tobacco User/Non-Tobacco User	37	354.55	363.41
33709PA0870011 Rating Area 1	Tobacco User/Non-Tobacco User	38	356.84	365.76
33709PA0870011 Rating Area 1	Tobacco User/Non-Tobacco User	39	361.42	370.46
33709PA0870011 Rating Area 1	Tobacco User/Non-Tobacco User	40	366.01	402.61
33709PA0870011 Rating Area 1	Tobacco User/Non-Tobacco User	41	372.88	412.03
33709PA0870011 Rating Area 1	Tobacco User/Non-Tobacco User	42	379.47	421.97
33709PA0870011 Rating Area 1	Tobacco User/Non-Tobacco User	43	388.63	435.65
33709PA0870011 Rating Area 1	Tobacco User/Non-Tobacco User	44	400.09	452.90
33709PA0870011 Rating Area 1	Tobacco User/Non-Tobacco User	45	413.55	473.51
33709PA0870011 Rating Area 1	Tobacco User/Non-Tobacco User	46	429.59	498.32
33709PA0870011 Rating Area 1	Tobacco User/Non-Tobacco User	47	447.63	526.86
33709PA0870011 Rating Area 1	Tobacco User/Non-Tobacco User	48	468.25	560.03
33709PA0870011 Rating Area 1	Tobacco User/Non-Tobacco User	49	488.58	594.60
33709PA0870011 Rating Area 1	Tobacco User/Non-Tobacco User	50	511.49	626.58
33709PA0870011 Rating Area 1	Tobacco User/Non-Tobacco User	51	534.12	654.30
33709PA0870011 Rating Area 1	Tobacco User/Non-Tobacco User	52	559.03	684.81
33709PA0870011 Rating Area 1	Tobacco User/Non-Tobacco User	53	584.24	715.69
33709PA0870011 Rating Area 1	Tobacco User/Non-Tobacco User	54	611.44	749.01
33709PA0870011 Rating Area 1	Tobacco User/Non-Tobacco User	55	638.65	782.35
33709PA0870011 Rating Area 1	Tobacco User/Non-Tobacco User	56	668.15	818.48
33709PA0870011 Rating Area 1	Tobacco User/Non-Tobacco User	57	697.93	854.96

33709PA0870011	Rating Area 1	Tobacco User/Non-Tobacco User	58	729.72	893.91
33709PA0870011	Rating Area 1	Tobacco User/Non-Tobacco User	59	745.47	913.20
33709PA0870011	Rating Area 1	Tobacco User/Non-Tobacco User	60	777.26	952.14
33709PA0870011	Rating Area 1	Tobacco User/Non-Tobacco User	61	804.76	985.83
33709PA0870011	Rating Area 1	Tobacco User/Non-Tobacco User	62	822.80	1007.93
33709PA0870011	Rating Area 1	Tobacco User/Non-Tobacco User	63	845.42	1035.64
33709PA0870011	Rating Area 1	Tobacco User/Non-Tobacco User	64 and over	859.17	1052.48
33709PA0870011	Rating Area 4	Tobacco User/Non-Tobacco User	0-14	219.09	219.09
33709PA0870011	Rating Area 4	Tobacco User/Non-Tobacco User	15	238.56	238.56
33709PA0870011	Rating Area 4	Tobacco User/Non-Tobacco User	16	246.01	246.01
33709PA0870011	Rating Area 4	Tobacco User/Non-Tobacco User	17	253.46	253.46
33709PA0870011	Rating Area 4	Tobacco User/Non-Tobacco User	18	261.47	261.47
33709PA0870011	Rating Area 4	Tobacco User/Non-Tobacco User	19	269.49	269.49
33709PA0870011	Rating Area 4	Tobacco User/Non-Tobacco User	20	277.80	277.80
33709PA0870011	Rating Area 4	Tobacco User/Non-Tobacco User	21	286.39	293.55
33709PA0870011	Rating Area 4	Tobacco User/Non-Tobacco User	22	286.39	293.55
33709PA0870011	Rating Area 4	Tobacco User/Non-Tobacco User	23	286.39	293.55
33709PA0870011	Rating Area 4	Tobacco User/Non-Tobacco User	24	286.39	293.55
33709PA0870011	Rating Area 4	Tobacco User/Non-Tobacco User	25	287.54	294.73
33709PA0870011	Rating Area 4	Tobacco User/Non-Tobacco User	26	293.26	300.59
33709PA0870011	Rating Area 4	Tobacco User/Non-Tobacco User	27	300.14	307.64
33709PA0870011	Rating Area 4	Tobacco User/Non-Tobacco User	28	311.31	319.09
33709PA0870011	Rating Area 4	Tobacco User/Non-Tobacco User	29	320.47	328.48
33709PA0870011	Rating Area 4	Tobacco User/Non-Tobacco User	30	325.05	333.18
33709PA0870011	Rating Area 4	Tobacco User/Non-Tobacco User	31	331.93	340.23
33709PA0870011	Rating Area 4	Tobacco User/Non-Tobacco User	32	338.80	347.27
33709PA0870011	Rating Area 4	Tobacco User/Non-Tobacco User	33	343.10	351.68
33709PA0870011	Rating Area 4	Tobacco User/Non-Tobacco User	34	347.68	356.37
33709PA0870011	Rating Area 4	Tobacco User/Non-Tobacco User	35	349.97	358.72
33709PA0870011	Rating Area 4	Tobacco User/Non-Tobacco User	36	352.26	361.07
33709PA0870011	Rating Area 4	Tobacco User/Non-Tobacco User	37	354.55	363.41
33709PA0870011	Rating Area 4	Tobacco User/Non-Tobacco User	38	356.84	365.76
33709PA0870011	Rating Area 4	Tobacco User/Non-Tobacco User	39	361.42	370.46
33709PA0870011	Rating Area 4	Tobacco User/Non-Tobacco User	40	366.01	402.61
33709PA0870011	Rating Area 4	Tobacco User/Non-Tobacco User	41	372.88	412.03
33709PA0870011	Rating Area 4	Tobacco User/Non-Tobacco User	42	379.47	421.97
33709PA0870011	Rating Area 4	Tobacco User/Non-Tobacco User	43	388.63	435.65
33709PA0870011	Rating Area 4	Tobacco User/Non-Tobacco User	44	400.09	452.90
33709PA0870011	Rating Area 4	Tobacco User/Non-Tobacco User	45	413.55	473.51
33709PA0870011	Rating Area 4	Tobacco User/Non-Tobacco User	46	429.59	498.32
33709PA0870011	Rating Area 4	Tobacco User/Non-Tobacco User	47	447.63	526.86
33709PA0870011	Rating Area 4	Tobacco User/Non-Tobacco User	48	468.25	560.03
33709PA0870011	Rating Area 4	Tobacco User/Non-Tobacco User	49	488.58	594.60
33709PA0870011	Rating Area 4	Tobacco User/Non-Tobacco User	50	511.49	626.58
33709PA0870011	Rating Area 4	Tobacco User/Non-Tobacco User	51	534.12	654.30
33709PA0870011	Rating Area 4	Tobacco User/Non-Tobacco User	52	559.03	684.81
33709PA0870011	Rating Area 4	Tobacco User/Non-Tobacco User	53	584.24	715.69
33709PA0870011	Rating Area 4	Tobacco User/Non-Tobacco User	54	611.44	749.01
33709PA0870011	Rating Area 4	Tobacco User/Non-Tobacco User	55	638.65	782.35
33709PA0870011	Rating Area 4	Tobacco User/Non-Tobacco User	56	668.15	818.48
33709PA0870011	Rating Area 4	Tobacco User/Non-Tobacco User	57	697.93	854.96
33709PA0870011	Rating Area 4	Tobacco User/Non-Tobacco User	58	729.72	893.91
33709PA0870011	Rating Area 4	Tobacco User/Non-Tobacco User	59	745.47	913.20
33709PA0870011	Rating Area 4	Tobacco User/Non-Tobacco User	60	777.26	952.14
33709PA0870011	Rating Area 4	Tobacco User/Non-Tobacco User	61	804.76	985.83
33709PA0870011	Rating Area 4	Tobacco User/Non-Tobacco User	62	822.80	1007.93
33709PA0870011	Rating Area 4	Tobacco User/Non-Tobacco User	63	845.42	1035.64
33709PA0870011	Rating Area 4	Tobacco User/Non-Tobacco User	64 and over	859.17	1052.48
33709PA0890001	Rating Area 1	Tobacco User/Non-Tobacco User	0-14	284.59	284.59
33709PA0890001	Rating Area 1	Tobacco User/Non-Tobacco User	15	309.88	309.88
33709PA0890001	Rating Area 1	Tobacco User/Non-Tobacco User	16	319.56	319.56
33709PA0890001	Rating Area 1	Tobacco User/Non-Tobacco User	17	329.23	329.23
33709PA0890001	Rating Area 1	Tobacco User/Non-Tobacco User	18	339.65	339.65
33709PA0890001	Rating Area 1	Tobacco User/Non-Tobacco User	19	350.06	350.06
33709PA0890001	Rating Area 1	Tobacco User/Non-Tobacco User	20	360.85	360.85
33709PA0890001	Rating Area 1	Tobacco User/Non-Tobacco User	21	372.01	381.31

33709PA0890001	Rating Area 1	Tobacco User/Non-Tobacco User	22	372.01	381.31
33709PA0890001	Rating Area 1	Tobacco User/Non-Tobacco User	23	372.01	381.31
33709PA0890001	Rating Area 1	Tobacco User/Non-Tobacco User	24	372.01	381.31
33709PA0890001	Rating Area 1	Tobacco User/Non-Tobacco User	25	373.50	382.84
33709PA0890001	Rating Area 1	Tobacco User/Non-Tobacco User	26	380.94	390.46
33709PA0890001	Rating Area 1	Tobacco User/Non-Tobacco User	27	389.87	399.62
33709PA0890001	Rating Area 1	Tobacco User/Non-Tobacco User	28	404.37	414.48
33709PA0890001	Rating Area 1	Tobacco User/Non-Tobacco User	29	416.28	426.69
33709PA0890001	Rating Area 1	Tobacco User/Non-Tobacco User	30	422.23	432.79
33709PA0890001	Rating Area 1	Tobacco User/Non-Tobacco User	31	431.16	441.94
33709PA0890001	Rating Area 1	Tobacco User/Non-Tobacco User	32	440.09	451.09
33709PA0890001	Rating Area 1	Tobacco User/Non-Tobacco User	33	445.67	456.81
33709PA0890001	Rating Area 1	Tobacco User/Non-Tobacco User	34	451.62	462.91
33709PA0890001	Rating Area 1	Tobacco User/Non-Tobacco User	35	454.60	465.97
33709PA0890001	Rating Area 1	Tobacco User/Non-Tobacco User	36	457.57	469.01
33709PA0890001	Rating Area 1	Tobacco User/Non-Tobacco User	37	460.55	472.06
33709PA0890001	Rating Area 1	Tobacco User/Non-Tobacco User	38	463.52	475.11
33709PA0890001	Rating Area 1	Tobacco User/Non-Tobacco User	39	469.48	481.22
33709PA0890001	Rating Area 1	Tobacco User/Non-Tobacco User	40	475.43	522.97
33709PA0890001	Rating Area 1	Tobacco User/Non-Tobacco User	41	484.36	535.22
33709PA0890001	Rating Area 1	Tobacco User/Non-Tobacco User	42	492.91	548.12
33709PA0890001	Rating Area 1	Tobacco User/Non-Tobacco User	43	504.82	565.90
33709PA0890001	Rating Area 1	Tobacco User/Non-Tobacco User	44	519.70	588.30
33709PA0890001	Rating Area 1	Tobacco User/Non-Tobacco User	45	537.18	615.07
33709PA0890001	Rating Area 1	Tobacco User/Non-Tobacco User	46	558.02	647.30
33709PA0890001	Rating Area 1	Tobacco User/Non-Tobacco User	47	581.45	684.37
33709PA0890001	Rating Area 1	Tobacco User/Non-Tobacco User	48	608.24	727.46
33709PA0890001	Rating Area 1	Tobacco User/Non-Tobacco User	49	634.65	772.37
33709PA0890001	Rating Area 1	Tobacco User/Non-Tobacco User	50	664.41	813.90
33709PA0890001	Rating Area 1	Tobacco User/Non-Tobacco User	51	693.80	849.91
33709PA0890001	Rating Area 1	Tobacco User/Non-Tobacco User	52	726.16	889.55
33709PA0890001	Rating Area 1	Tobacco User/Non-Tobacco User	53	758.90	929.65
33709PA0890001	Rating Area 1	Tobacco User/Non-Tobacco User	54	794.24	972.94
33709PA0890001	Rating Area 1	Tobacco User/Non-Tobacco User	55	829.58	1016.24
33709PA0890001	Rating Area 1	Tobacco User/Non-Tobacco User	56	867.90	1063.18
33709PA0890001	Rating Area 1	Tobacco User/Non-Tobacco User	57	906.59	1110.57
33709PA0890001	Rating Area 1	Tobacco User/Non-Tobacco User	58	947.88	1161.15
33709PA0890001	Rating Area 1	Tobacco User/Non-Tobacco User	59	968.34	1186.22
33709PA0890001	Rating Area 1	Tobacco User/Non-Tobacco User	60	1009.64	1236.81
33709PA0890001	Rating Area 1	Tobacco User/Non-Tobacco User	61	1045.35	1280.55
33709PA0890001	Rating Area 1	Tobacco User/Non-Tobacco User	62	1068.78	1309.26
33709PA0890001	Rating Area 1	Tobacco User/Non-Tobacco User	63	1098.17	1345.26
33709PA0890001	Rating Area 1	Tobacco User/Non-Tobacco User	64 and over	1116.03	1367.14
33709PA0890001	Rating Area 4	Tobacco User/Non-Tobacco User	0-14	284.59	284.59
33709PA0890001	Rating Area 4	Tobacco User/Non-Tobacco User	15	309.88	309.88
33709PA0890001	Rating Area 4	Tobacco User/Non-Tobacco User	16	319.56	319.56
33709PA0890001	Rating Area 4	Tobacco User/Non-Tobacco User	17	329.23	329.23
33709PA0890001	Rating Area 4	Tobacco User/Non-Tobacco User	18	339.65	339.65
33709PA0890001	Rating Area 4	Tobacco User/Non-Tobacco User	19	350.06	350.06
33709PA0890001	Rating Area 4	Tobacco User/Non-Tobacco User	20	360.85	360.85
33709PA0890001	Rating Area 4	Tobacco User/Non-Tobacco User	21	372.01	381.31
33709PA0890001	Rating Area 4	Tobacco User/Non-Tobacco User	22	372.01	381.31
33709PA0890001	Rating Area 4	Tobacco User/Non-Tobacco User	23	372.01	381.31
33709PA0890001	Rating Area 4	Tobacco User/Non-Tobacco User	24	372.01	381.31
33709PA0890001	Rating Area 4	Tobacco User/Non-Tobacco User	25	373.50	382.84
33709PA0890001	Rating Area 4	Tobacco User/Non-Tobacco User	26	380.94	390.46
33709PA0890001	Rating Area 4	Tobacco User/Non-Tobacco User	27	389.87	399.62
33709PA0890001	Rating Area 4	Tobacco User/Non-Tobacco User	28	404.37	414.48
33709PA0890001	Rating Area 4	Tobacco User/Non-Tobacco User	29	416.28	426.69
33709PA0890001	Rating Area 4	Tobacco User/Non-Tobacco User	30	422.23	432.79
33709PA0890001	Rating Area 4	Tobacco User/Non-Tobacco User	31	431.16	441.94
33709PA0890001	Rating Area 4	Tobacco User/Non-Tobacco User	32	440.09	451.09
33709PA0890001	Rating Area 4	Tobacco User/Non-Tobacco User	33	445.67	456.81
33709PA0890001	Rating Area 4	Tobacco User/Non-Tobacco User	34	451.62	462.91
33709PA0890001	Rating Area 4	Tobacco User/Non-Tobacco User	35	454.60	465.97
33709PA0890001	Rating Area 4	Tobacco User/Non-Tobacco User	36	457.57	469.01

33709PA0890001	Rating Area 4	Tobacco User/Non-Tobacco User	37	460.55	472.06
33709PA0890001	Rating Area 4	Tobacco User/Non-Tobacco User	38	463.52	475.11
33709PA0890001	Rating Area 4	Tobacco User/Non-Tobacco User	39	469.48	481.22
33709PA0890001	Rating Area 4	Tobacco User/Non-Tobacco User	40	475.43	522.97
33709PA0890001	Rating Area 4	Tobacco User/Non-Tobacco User	41	484.36	535.22
33709PA0890001	Rating Area 4	Tobacco User/Non-Tobacco User	42	492.91	548.12
33709PA0890001	Rating Area 4	Tobacco User/Non-Tobacco User	43	504.82	565.90
33709PA0890001	Rating Area 4	Tobacco User/Non-Tobacco User	44	519.70	588.30
33709PA0890001	Rating Area 4	Tobacco User/Non-Tobacco User	45	537.18	615.07
33709PA0890001	Rating Area 4	Tobacco User/Non-Tobacco User	46	558.02	647.30
33709PA0890001	Rating Area 4	Tobacco User/Non-Tobacco User	47	581.45	684.37
33709PA0890001	Rating Area 4	Tobacco User/Non-Tobacco User	48	608.24	727.46
33709PA0890001	Rating Area 4	Tobacco User/Non-Tobacco User	49	634.65	772.37
33709PA0890001	Rating Area 4	Tobacco User/Non-Tobacco User	50	664.41	813.90
33709PA0890001	Rating Area 4	Tobacco User/Non-Tobacco User	51	693.80	849.91
33709PA0890001	Rating Area 4	Tobacco User/Non-Tobacco User	52	726.16	889.55
33709PA0890001	Rating Area 4	Tobacco User/Non-Tobacco User	53	758.90	929.65
33709PA0890001	Rating Area 4	Tobacco User/Non-Tobacco User	54	794.24	972.94
33709PA0890001	Rating Area 4	Tobacco User/Non-Tobacco User	55	829.58	1016.24
33709PA0890001	Rating Area 4	Tobacco User/Non-Tobacco User	56	867.90	1063.18
33709PA0890001	Rating Area 4	Tobacco User/Non-Tobacco User	57	906.59	1110.57
33709PA0890001	Rating Area 4	Tobacco User/Non-Tobacco User	58	947.88	1161.15
33709PA0890001	Rating Area 4	Tobacco User/Non-Tobacco User	59	968.34	1186.22
33709PA0890001	Rating Area 4	Tobacco User/Non-Tobacco User	60	1009.64	1236.81
33709PA0890001	Rating Area 4	Tobacco User/Non-Tobacco User	61	1045.35	1280.55
33709PA0890001	Rating Area 4	Tobacco User/Non-Tobacco User	62	1068.78	1309.26
33709PA0890001	Rating Area 4	Tobacco User/Non-Tobacco User	63	1098.17	1345.26
33709PA0890001	Rating Area 4	Tobacco User/Non-Tobacco User	64 and over	1116.03	1367.14
33709PA0890003	Rating Area 1	Tobacco User/Non-Tobacco User	0-14	252.20	252.20
33709PA0890003	Rating Area 1	Tobacco User/Non-Tobacco User	15	274.62	274.62
33709PA0890003	Rating Area 1	Tobacco User/Non-Tobacco User	16	283.19	283.19
33709PA0890003	Rating Area 1	Tobacco User/Non-Tobacco User	17	291.76	291.76
33709PA0890003	Rating Area 1	Tobacco User/Non-Tobacco User	18	300.99	300.99
33709PA0890003	Rating Area 1	Tobacco User/Non-Tobacco User	19	310.22	310.22
33709PA0890003	Rating Area 1	Tobacco User/Non-Tobacco User	20	319.78	319.78
33709PA0890003	Rating Area 1	Tobacco User/Non-Tobacco User	21	329.67	337.91
33709PA0890003	Rating Area 1	Tobacco User/Non-Tobacco User	22	329.67	337.91
33709PA0890003	Rating Area 1	Tobacco User/Non-Tobacco User	23	329.67	337.91
33709PA0890003	Rating Area 1	Tobacco User/Non-Tobacco User	24	329.67	337.91
33709PA0890003	Rating Area 1	Tobacco User/Non-Tobacco User	25	330.99	339.26
33709PA0890003	Rating Area 1	Tobacco User/Non-Tobacco User	26	337.58	346.02
33709PA0890003	Rating Area 1	Tobacco User/Non-Tobacco User	27	345.49	354.13
33709PA0890003	Rating Area 1	Tobacco User/Non-Tobacco User	28	358.35	367.31
33709PA0890003	Rating Area 1	Tobacco User/Non-Tobacco User	29	368.90	378.12
33709PA0890003	Rating Area 1	Tobacco User/Non-Tobacco User	30	374.18	383.53
33709PA0890003	Rating Area 1	Tobacco User/Non-Tobacco User	31	382.09	391.64
33709PA0890003	Rating Area 1	Tobacco User/Non-Tobacco User	32	390.00	399.75
33709PA0890003	Rating Area 1	Tobacco User/Non-Tobacco User	33	394.94	404.81
33709PA0890003	Rating Area 1	Tobacco User/Non-Tobacco User	34	400.22	410.23
33709PA0890003	Rating Area 1	Tobacco User/Non-Tobacco User	35	402.86	412.93
33709PA0890003	Rating Area 1	Tobacco User/Non-Tobacco User	36	405.49	415.63
33709PA0890003	Rating Area 1	Tobacco User/Non-Tobacco User	37	408.13	418.33
33709PA0890003	Rating Area 1	Tobacco User/Non-Tobacco User	38	410.77	421.04
33709PA0890003	Rating Area 1	Tobacco User/Non-Tobacco User	39	416.04	426.44
33709PA0890003	Rating Area 1	Tobacco User/Non-Tobacco User	40	421.32	463.45
33709PA0890003	Rating Area 1	Tobacco User/Non-Tobacco User	41	429.23	474.30
33709PA0890003	Rating Area 1	Tobacco User/Non-Tobacco User	42	436.81	485.73
33709PA0890003	Rating Area 1	Tobacco User/Non-Tobacco User	43	447.36	501.49
33709PA0890003	Rating Area 1	Tobacco User/Non-Tobacco User	44	460.55	521.34
33709PA0890003	Rating Area 1	Tobacco User/Non-Tobacco User	45	476.04	545.07
33709PA0890003	Rating Area 1	Tobacco User/Non-Tobacco User	46	494.51	573.63
33709PA0890003	Rating Area 1	Tobacco User/Non-Tobacco User	47	515.27	606.47
33709PA0890003	Rating Area 1	Tobacco User/Non-Tobacco User	48	539.01	644.66
33709PA0890003	Rating Area 1	Tobacco User/Non-Tobacco User	49	562.42	684.47
33709PA0890003	Rating Area 1	Tobacco User/Non-Tobacco User	50	588.79	721.27
33709PA0890003	Rating Area 1	Tobacco User/Non-Tobacco User	51	614.83	753.17

33709PA0890003	Rating Area 1	Tobacco User/Non-Tobacco User	52	643.52	788.31
33709PA0890003	Rating Area 1	Tobacco User/Non-Tobacco User	53	672.53	823.85
33709PA0890003	Rating Area 1	Tobacco User/Non-Tobacco User	54	703.85	862.22
33709PA0890003	Rating Area 1	Tobacco User/Non-Tobacco User	55	735.16	900.57
33709PA0890003	Rating Area 1	Tobacco User/Non-Tobacco User	56	769.12	942.17
33709PA0890003	Rating Area 1	Tobacco User/Non-Tobacco User	57	803.41	984.18
33709PA0890003	Rating Area 1	Tobacco User/Non-Tobacco User	58	840.00	1029.00
33709PA0890003	Rating Area 1	Tobacco User/Non-Tobacco User	59	858.13	1051.21
33709PA0890003	Rating Area 1	Tobacco User/Non-Tobacco User	60	894.72	1096.03
33709PA0890003	Rating Area 1	Tobacco User/Non-Tobacco User	61	926.37	1134.80
33709PA0890003	Rating Area 1	Tobacco User/Non-Tobacco User	62	947.14	1160.25
33709PA0890003	Rating Area 1	Tobacco User/Non-Tobacco User	63	973.19	1192.16
33709PA0890003	Rating Area 1	Tobacco User/Non-Tobacco User	64 and over	989.01	1211.54
33709PA0890003	Rating Area 4	Tobacco User/Non-Tobacco User	0-14	252.20	252.20
33709PA0890003	Rating Area 4	Tobacco User/Non-Tobacco User	15	274.62	274.62
33709PA0890003	Rating Area 4	Tobacco User/Non-Tobacco User	16	283.19	283.19
33709PA0890003	Rating Area 4	Tobacco User/Non-Tobacco User	17	291.76	291.76
33709PA0890003	Rating Area 4	Tobacco User/Non-Tobacco User	18	300.99	300.99
33709PA0890003	Rating Area 4	Tobacco User/Non-Tobacco User	19	310.22	310.22
33709PA0890003	Rating Area 4	Tobacco User/Non-Tobacco User	20	319.78	319.78
33709PA0890003	Rating Area 4	Tobacco User/Non-Tobacco User	21	329.67	337.91
33709PA0890003	Rating Area 4	Tobacco User/Non-Tobacco User	22	329.67	337.91
33709PA0890003	Rating Area 4	Tobacco User/Non-Tobacco User	23	329.67	337.91
33709PA0890003	Rating Area 4	Tobacco User/Non-Tobacco User	24	329.67	337.91
33709PA0890003	Rating Area 4	Tobacco User/Non-Tobacco User	25	330.99	339.26
33709PA0890003	Rating Area 4	Tobacco User/Non-Tobacco User	26	337.58	346.02
33709PA0890003	Rating Area 4	Tobacco User/Non-Tobacco User	27	345.49	354.13
33709PA0890003	Rating Area 4	Tobacco User/Non-Tobacco User	28	358.35	367.31
33709PA0890003	Rating Area 4	Tobacco User/Non-Tobacco User	29	368.90	378.12
33709PA0890003	Rating Area 4	Tobacco User/Non-Tobacco User	30	374.18	383.53
33709PA0890003	Rating Area 4	Tobacco User/Non-Tobacco User	31	382.09	391.64
33709PA0890003	Rating Area 4	Tobacco User/Non-Tobacco User	32	390.00	399.75
33709PA0890003	Rating Area 4	Tobacco User/Non-Tobacco User	33	394.94	404.81
33709PA0890003	Rating Area 4	Tobacco User/Non-Tobacco User	34	400.22	410.23
33709PA0890003	Rating Area 4	Tobacco User/Non-Tobacco User	35	402.86	412.93
33709PA0890003	Rating Area 4	Tobacco User/Non-Tobacco User	36	405.49	415.63
33709PA0890003	Rating Area 4	Tobacco User/Non-Tobacco User	37	408.13	418.33
33709PA0890003	Rating Area 4	Tobacco User/Non-Tobacco User	38	410.77	421.04
33709PA0890003	Rating Area 4	Tobacco User/Non-Tobacco User	39	416.04	426.44
33709PA0890003	Rating Area 4	Tobacco User/Non-Tobacco User	40	421.32	463.45
33709PA0890003	Rating Area 4	Tobacco User/Non-Tobacco User	41	429.23	474.30
33709PA0890003	Rating Area 4	Tobacco User/Non-Tobacco User	42	436.81	485.73
33709PA0890003	Rating Area 4	Tobacco User/Non-Tobacco User	43	447.36	501.49
33709PA0890003	Rating Area 4	Tobacco User/Non-Tobacco User	44	460.55	521.34
33709PA0890003	Rating Area 4	Tobacco User/Non-Tobacco User	45	476.04	545.07
33709PA0890003	Rating Area 4	Tobacco User/Non-Tobacco User	46	494.51	573.63
33709PA0890003	Rating Area 4	Tobacco User/Non-Tobacco User	47	515.27	606.47
33709PA0890003	Rating Area 4	Tobacco User/Non-Tobacco User	48	539.01	644.66
33709PA0890003	Rating Area 4	Tobacco User/Non-Tobacco User	49	562.42	684.47
33709PA0890003	Rating Area 4	Tobacco User/Non-Tobacco User	50	588.79	721.27
33709PA0890003	Rating Area 4	Tobacco User/Non-Tobacco User	51	614.83	753.17
33709PA0890003	Rating Area 4	Tobacco User/Non-Tobacco User	52	643.52	788.31
33709PA0890003	Rating Area 4	Tobacco User/Non-Tobacco User	53	672.53	823.85
33709PA0890003	Rating Area 4	Tobacco User/Non-Tobacco User	54	703.85	862.22
33709PA0890003	Rating Area 4	Tobacco User/Non-Tobacco User	55	735.16	900.57
33709PA0890003	Rating Area 4	Tobacco User/Non-Tobacco User	56	769.12	942.17
33709PA0890003	Rating Area 4	Tobacco User/Non-Tobacco User	57	803.41	984.18
33709PA0890003	Rating Area 4	Tobacco User/Non-Tobacco User	58	840.00	1029.00
33709PA0890003	Rating Area 4	Tobacco User/Non-Tobacco User	59	858.13	1051.21
33709PA0890003	Rating Area 4	Tobacco User/Non-Tobacco User	60	894.72	1096.03
33709PA0890003	Rating Area 4	Tobacco User/Non-Tobacco User	61	926.37	1134.80
33709PA0890003	Rating Area 4	Tobacco User/Non-Tobacco User	62	947.14	1160.25
33709PA0890003	Rating Area 4	Tobacco User/Non-Tobacco User	63	973.19	1192.16
33709PA0890003	Rating Area 4	Tobacco User/Non-Tobacco User	64 and over	989.01	1211.54
33709PA0890002	Rating Area 1	Tobacco User/Non-Tobacco User	0-14	216.04	216.04
33709PA0890002	Rating Area 1	Tobacco User/Non-Tobacco User	15	235.25	235.25

33709PA0890002 Rating Area 1	Tobacco User/Non-Tobacco User	16	242.59	242.59
33709PA0890002 Rating Area 1	Tobacco User/Non-Tobacco User	17	249.93	249.93
33709PA0890002 Rating Area 1	Tobacco User/Non-Tobacco User	18	257.84	257.84
33709PA0890002 Rating Area 1	Tobacco User/Non-Tobacco User	19	265.75	265.75
33709PA0890002 Rating Area 1	Tobacco User/Non-Tobacco User	20	273.94	273.94
33709PA0890002 Rating Area 1	Tobacco User/Non-Tobacco User	21	282.41	289.47
33709PA0890002 Rating Area 1	Tobacco User/Non-Tobacco User	22	282.41	289.47
33709PA0890002 Rating Area 1	Tobacco User/Non-Tobacco User	23	282.41	289.47
33709PA0890002 Rating Area 1	Tobacco User/Non-Tobacco User	24	282.41	289.47
33709PA0890002 Rating Area 1	Tobacco User/Non-Tobacco User	25	283.54	290.63
33709PA0890002 Rating Area 1	Tobacco User/Non-Tobacco User	26	289.19	296.42
33709PA0890002 Rating Area 1	Tobacco User/Non-Tobacco User	27	295.97	303.37
33709PA0890002 Rating Area 1	Tobacco User/Non-Tobacco User	28	306.98	314.65
33709PA0890002 Rating Area 1	Tobacco User/Non-Tobacco User	29	316.02	323.92
33709PA0890002 Rating Area 1	Tobacco User/Non-Tobacco User	30	320.54	328.55
33709PA0890002 Rating Area 1	Tobacco User/Non-Tobacco User	31	327.31	335.49
33709PA0890002 Rating Area 1	Tobacco User/Non-Tobacco User	32	334.09	342.44
33709PA0890002 Rating Area 1	Tobacco User/Non-Tobacco User	33	338.33	346.79
33709PA0890002 Rating Area 1	Tobacco User/Non-Tobacco User	34	342.85	351.42
33709PA0890002 Rating Area 1	Tobacco User/Non-Tobacco User	35	345.11	353.74
33709PA0890002 Rating Area 1	Tobacco User/Non-Tobacco User	36	347.36	356.04
33709PA0890002 Rating Area 1	Tobacco User/Non-Tobacco User	37	349.62	358.36
33709PA0890002 Rating Area 1	Tobacco User/Non-Tobacco User	38	351.88	360.68
33709PA0890002 Rating Area 1	Tobacco User/Non-Tobacco User	39	356.40	365.31
33709PA0890002 Rating Area 1	Tobacco User/Non-Tobacco User	40	360.92	397.01
33709PA0890002 Rating Area 1	Tobacco User/Non-Tobacco User	41	367.70	406.31
33709PA0890002 Rating Area 1	Tobacco User/Non-Tobacco User	42	374.19	416.10
33709PA0890002 Rating Area 1	Tobacco User/Non-Tobacco User	43	383.23	429.60
33709PA0890002 Rating Area 1	Tobacco User/Non-Tobacco User	44	394.53	446.61
33709PA0890002 Rating Area 1	Tobacco User/Non-Tobacco User	45	407.80	466.93
33709PA0890002 Rating Area 1	Tobacco User/Non-Tobacco User	46	423.62	491.40
33709PA0890002 Rating Area 1	Tobacco User/Non-Tobacco User	47	441.41	519.54
33709PA0890002 Rating Area 1	Tobacco User/Non-Tobacco User	48	461.74	552.24
33709PA0890002 Rating Area 1	Tobacco User/Non-Tobacco User	49	481.79	586.34
33709PA0890002 Rating Area 1	Tobacco User/Non-Tobacco User	50	504.38	617.87
33709PA0890002 Rating Area 1	Tobacco User/Non-Tobacco User	51	526.69	645.20
33709PA0890002 Rating Area 1	Tobacco User/Non-Tobacco User	52	551.26	675.29
33709PA0890002 Rating Area 1	Tobacco User/Non-Tobacco User	53	576.12	705.75
33709PA0890002 Rating Area 1	Tobacco User/Non-Tobacco User	54	602.95	738.61
33709PA0890002 Rating Area 1	Tobacco User/Non-Tobacco User	55	629.77	771.47
33709PA0890002 Rating Area 1	Tobacco User/Non-Tobacco User	56	658.86	807.10
33709PA0890002 Rating Area 1	Tobacco User/Non-Tobacco User	57	688.23	843.08
33709PA0890002 Rating Area 1	Tobacco User/Non-Tobacco User	58	719.58	881.49
33709PA0890002 Rating Area 1	Tobacco User/Non-Tobacco User	59	735.11	900.51
33709PA0890002 Rating Area 1	Tobacco User/Non-Tobacco User	60	766.46	938.91
33709PA0890002 Rating Area 1	Tobacco User/Non-Tobacco User	61	793.57	972.12
33709PA0890002 Rating Area 1	Tobacco User/Non-Tobacco User	62	811.36	993.92
33709PA0890002 Rating Area 1	Tobacco User/Non-Tobacco User	63	833.67	1021.25
33709PA0890002 Rating Area 1	Tobacco User/Non-Tobacco User	64 and over	847.23	1037.86
33709PA0890002 Rating Area 4	Tobacco User/Non-Tobacco User	0-14	216.04	216.04
33709PA0890002 Rating Area 4	Tobacco User/Non-Tobacco User	15	235.25	235.25
33709PA0890002 Rating Area 4	Tobacco User/Non-Tobacco User	16	242.59	242.59
33709PA0890002 Rating Area 4	Tobacco User/Non-Tobacco User	17	249.93	249.93
33709PA0890002 Rating Area 4	Tobacco User/Non-Tobacco User	18	257.84	257.84
33709PA0890002 Rating Area 4	Tobacco User/Non-Tobacco User	19	265.75	265.75
33709PA0890002 Rating Area 4	Tobacco User/Non-Tobacco User	20	273.94	273.94
33709PA0890002 Rating Area 4	Tobacco User/Non-Tobacco User	21	282.41	289.47
33709PA0890002 Rating Area 4	Tobacco User/Non-Tobacco User	22	282.41	289.47
33709PA0890002 Rating Area 4	Tobacco User/Non-Tobacco User	23	282.41	289.47
33709PA0890002 Rating Area 4	Tobacco User/Non-Tobacco User	24	282.41	289.47
33709PA0890002 Rating Area 4	Tobacco User/Non-Tobacco User	25	283.54	290.63
33709PA0890002 Rating Area 4	Tobacco User/Non-Tobacco User	26	289.19	296.42
33709PA0890002 Rating Area 4	Tobacco User/Non-Tobacco User	27	295.97	303.37
33709PA0890002 Rating Area 4	Tobacco User/Non-Tobacco User	28	306.98	314.65
33709PA0890002 Rating Area 4	Tobacco User/Non-Tobacco User	29	316.02	323.92
33709PA0890002 Rating Area 4	Tobacco User/Non-Tobacco User	30	320.54	328.55



33709PA0890002	Rating Area 4	Tobacco User/Non-Tobacco User	31	327.31	335.49
33709PA0890002	Rating Area 4	Tobacco User/Non-Tobacco User	32	334.09	342.44
33709PA0890002	Rating Area 4	Tobacco User/Non-Tobacco User	33	338.33	346.79
33709PA0890002	Rating Area 4	Tobacco User/Non-Tobacco User	34	342.85	351.42
33709PA0890002	Rating Area 4	Tobacco User/Non-Tobacco User	35	345.11	353.74
33709PA0890002	Rating Area 4	Tobacco User/Non-Tobacco User	36	347.36	356.04
33709PA0890002	Rating Area 4	Tobacco User/Non-Tobacco User	37	349.62	358.36
33709PA0890002	Rating Area 4	Tobacco User/Non-Tobacco User	38	351.88	360.68
33709PA0890002	Rating Area 4	Tobacco User/Non-Tobacco User	39	356.40	365.31
33709PA0890002	Rating Area 4	Tobacco User/Non-Tobacco User	40	360.92	397.01
33709PA0890002	Rating Area 4	Tobacco User/Non-Tobacco User	41	367.70	406.31
33709PA0890002	Rating Area 4	Tobacco User/Non-Tobacco User	42	374.19	416.10
33709PA0890002	Rating Area 4	Tobacco User/Non-Tobacco User	43	383.23	429.60
33709PA0890002	Rating Area 4	Tobacco User/Non-Tobacco User	44	394.53	446.61
33709PA0890002	Rating Area 4	Tobacco User/Non-Tobacco User	45	407.80	466.93
33709PA0890002	Rating Area 4	Tobacco User/Non-Tobacco User	46	423.62	491.40
33709PA0890002	Rating Area 4	Tobacco User/Non-Tobacco User	47	441.41	519.54
33709PA0890002	Rating Area 4	Tobacco User/Non-Tobacco User	48	461.74	552.24
33709PA0890002	Rating Area 4	Tobacco User/Non-Tobacco User	49	481.79	586.34
33709PA0890002	Rating Area 4	Tobacco User/Non-Tobacco User	50	504.38	617.87
33709PA0890002	Rating Area 4	Tobacco User/Non-Tobacco User	51	526.69	645.20
33709PA0890002	Rating Area 4	Tobacco User/Non-Tobacco User	52	551.26	675.29
33709PA0890002	Rating Area 4	Tobacco User/Non-Tobacco User	53	576.12	705.75
33709PA0890002	Rating Area 4	Tobacco User/Non-Tobacco User	54	602.95	738.61
33709PA0890002	Rating Area 4	Tobacco User/Non-Tobacco User	55	629.77	771.47
33709PA0890002	Rating Area 4	Tobacco User/Non-Tobacco User	56	658.86	807.10
33709PA0890002	Rating Area 4	Tobacco User/Non-Tobacco User	57	688.23	843.08
33709PA0890002	Rating Area 4	Tobacco User/Non-Tobacco User	58	719.58	881.49
33709PA0890002	Rating Area 4	Tobacco User/Non-Tobacco User	59	735.11	900.51
33709PA0890002	Rating Area 4	Tobacco User/Non-Tobacco User	60	766.46	938.91
33709PA0890002	Rating Area 4	Tobacco User/Non-Tobacco User	61	793.57	972.12
33709PA0890002	Rating Area 4	Tobacco User/Non-Tobacco User	62	811.36	993.92
33709PA0890002	Rating Area 4	Tobacco User/Non-Tobacco User	63	833.67	1021.25
33709PA0890002	Rating Area 4	Tobacco User/Non-Tobacco User	64 and over	847.23	1037.86
33709PA1040001	Rating Area 1	Tobacco User/Non-Tobacco User	0-14	173.36	173.36
33709PA1040001	Rating Area 1	Tobacco User/Non-Tobacco User	15	188.77	188.77
33709PA1040001	Rating Area 1	Tobacco User/Non-Tobacco User	16	194.66	194.66
33709PA1040001	Rating Area 1	Tobacco User/Non-Tobacco User	17	200.55	200.55
33709PA1040001	Rating Area 1	Tobacco User/Non-Tobacco User	18	206.89	206.89
33709PA1040001	Rating Area 1	Tobacco User/Non-Tobacco User	19	213.24	213.24
33709PA1040001	Rating Area 1	Tobacco User/Non-Tobacco User	20	219.81	219.81
33709PA1040001	Rating Area 1	Tobacco User/Non-Tobacco User	21	226.61	232.28
33709PA1040001	Rating Area 1	Tobacco User/Non-Tobacco User	22	226.61	232.28
33709PA1040001	Rating Area 1	Tobacco User/Non-Tobacco User	23	226.61	232.28
33709PA1040001	Rating Area 1	Tobacco User/Non-Tobacco User	24	226.61	232.28
33709PA1040001	Rating Area 1	Tobacco User/Non-Tobacco User	25	227.52	233.21
33709PA1040001	Rating Area 1	Tobacco User/Non-Tobacco User	26	232.05	237.85
33709PA1040001	Rating Area 1	Tobacco User/Non-Tobacco User	27	237.49	243.43
33709PA1040001	Rating Area 1	Tobacco User/Non-Tobacco User	28	246.33	252.49
33709PA1040001	Rating Area 1	Tobacco User/Non-Tobacco User	29	253.58	259.92
33709PA1040001	Rating Area 1	Tobacco User/Non-Tobacco User	30	257.20	263.63
33709PA1040001	Rating Area 1	Tobacco User/Non-Tobacco User	31	262.64	269.21
33709PA1040001	Rating Area 1	Tobacco User/Non-Tobacco User	32	268.08	274.78
33709PA1040001	Rating Area 1	Tobacco User/Non-Tobacco User	33	271.48	278.27
33709PA1040001	Rating Area 1	Tobacco User/Non-Tobacco User	34	275.10	281.98
33709PA1040001	Rating Area 1	Tobacco User/Non-Tobacco User	35	276.92	283.84
33709PA1040001	Rating Area 1	Tobacco User/Non-Tobacco User	36	278.73	285.70
33709PA1040001	Rating Area 1	Tobacco User/Non-Tobacco User	37	280.54	287.55
33709PA1040001	Rating Area 1	Tobacco User/Non-Tobacco User	38	282.36	289.42
33709PA1040001	Rating Area 1	Tobacco User/Non-Tobacco User	39	285.98	293.13
33709PA1040001	Rating Area 1	Tobacco User/Non-Tobacco User	40	289.61	318.57
33709PA1040001	Rating Area 1	Tobacco User/Non-Tobacco User	41	295.05	326.03
33709PA1040001	Rating Area 1	Tobacco User/Non-Tobacco User	42	300.26	333.89
33709PA1040001	Rating Area 1	Tobacco User/Non-Tobacco User	43	307.51	344.72
33709PA1040001	Rating Area 1	Tobacco User/Non-Tobacco User	44	316.57	358.36
33709PA1040001	Rating Area 1	Tobacco User/Non-Tobacco User	45	327.22	374.67

33709PA1040001	Rating Area 1	Tobacco User/Non-Tobacco User	46	339.92	394.31
33709PA1040001	Rating Area 1	Tobacco User/Non-Tobacco User	47	354.19	416.88
33709PA1040001	Rating Area 1	Tobacco User/Non-Tobacco User	48	370.51	443.13
33709PA1040001	Rating Area 1	Tobacco User/Non-Tobacco User	49	386.60	470.49
33709PA1040001	Rating Area 1	Tobacco User/Non-Tobacco User	50	404.73	495.79
33709PA1040001	Rating Area 1	Tobacco User/Non-Tobacco User	51	422.63	517.72
33709PA1040001	Rating Area 1	Tobacco User/Non-Tobacco User	52	442.34	541.87
33709PA1040001	Rating Area 1	Tobacco User/Non-Tobacco User	53	462.28	566.29
33709PA1040001	Rating Area 1	Tobacco User/Non-Tobacco User	54	483.81	592.67
33709PA1040001	Rating Area 1	Tobacco User/Non-Tobacco User	55	505.34	619.04
33709PA1040001	Rating Area 1	Tobacco User/Non-Tobacco User	56	528.68	647.63
33709PA1040001	Rating Area 1	Tobacco User/Non-Tobacco User	57	552.25	676.51
33709PA1040001	Rating Area 1	Tobacco User/Non-Tobacco User	58	577.40	707.32
33709PA1040001	Rating Area 1	Tobacco User/Non-Tobacco User	59	589.87	722.59
33709PA1040001	Rating Area 1	Tobacco User/Non-Tobacco User	60	615.02	753.40
33709PA1040001	Rating Area 1	Tobacco User/Non-Tobacco User	61	636.77	780.04
33709PA1040001	Rating Area 1	Tobacco User/Non-Tobacco User	62	651.05	797.54
33709PA1040001	Rating Area 1	Tobacco User/Non-Tobacco User	63	668.95	819.46
33709PA1040001	Rating Area 1	Tobacco User/Non-Tobacco User	64 and over	679.83	832.79
33709PA1040001	Rating Area 4	Tobacco User/Non-Tobacco User	0-14	173.36	173.36
33709PA1040001	Rating Area 4	Tobacco User/Non-Tobacco User	15	188.77	188.77
33709PA1040001	Rating Area 4	Tobacco User/Non-Tobacco User	16	194.66	194.66
33709PA1040001	Rating Area 4	Tobacco User/Non-Tobacco User	17	200.55	200.55
33709PA1040001	Rating Area 4	Tobacco User/Non-Tobacco User	18	206.89	206.89
33709PA1040001	Rating Area 4	Tobacco User/Non-Tobacco User	19	213.24	213.24
33709PA1040001	Rating Area 4	Tobacco User/Non-Tobacco User	20	219.81	219.81
33709PA1040001	Rating Area 4	Tobacco User/Non-Tobacco User	21	226.61	232.28
33709PA1040001	Rating Area 4	Tobacco User/Non-Tobacco User	22	226.61	232.28
33709PA1040001	Rating Area 4	Tobacco User/Non-Tobacco User	23	226.61	232.28
33709PA1040001	Rating Area 4	Tobacco User/Non-Tobacco User	24	226.61	232.28
33709PA1040001	Rating Area 4	Tobacco User/Non-Tobacco User	25	227.52	233.21
33709PA1040001	Rating Area 4	Tobacco User/Non-Tobacco User	26	232.05	237.85
33709PA1040001	Rating Area 4	Tobacco User/Non-Tobacco User	27	237.49	243.43
33709PA1040001	Rating Area 4	Tobacco User/Non-Tobacco User	28	246.33	252.49
33709PA1040001	Rating Area 4	Tobacco User/Non-Tobacco User	29	253.58	259.92
33709PA1040001	Rating Area 4	Tobacco User/Non-Tobacco User	30	257.20	263.63
33709PA1040001	Rating Area 4	Tobacco User/Non-Tobacco User	31	262.64	269.21
33709PA1040001	Rating Area 4	Tobacco User/Non-Tobacco User	32	268.08	274.78
33709PA1040001	Rating Area 4	Tobacco User/Non-Tobacco User	33	271.48	278.27
33709PA1040001	Rating Area 4	Tobacco User/Non-Tobacco User	34	275.10	281.98
33709PA1040001	Rating Area 4	Tobacco User/Non-Tobacco User	35	276.92	283.84
33709PA1040001	Rating Area 4	Tobacco User/Non-Tobacco User	36	278.73	285.70
33709PA1040001	Rating Area 4	Tobacco User/Non-Tobacco User	37	280.54	287.55
33709PA1040001	Rating Area 4	Tobacco User/Non-Tobacco User	38	282.36	289.42
33709PA1040001	Rating Area 4	Tobacco User/Non-Tobacco User	39	285.98	293.13
33709PA1040001	Rating Area 4	Tobacco User/Non-Tobacco User	40	289.61	318.57
33709PA1040001	Rating Area 4	Tobacco User/Non-Tobacco User	41	295.05	326.03
33709PA1040001	Rating Area 4	Tobacco User/Non-Tobacco User	42	300.26	333.89
33709PA1040001	Rating Area 4	Tobacco User/Non-Tobacco User	43	307.51	344.72
33709PA1040001	Rating Area 4	Tobacco User/Non-Tobacco User	44	316.57	358.36
33709PA1040001	Rating Area 4	Tobacco User/Non-Tobacco User	45	327.22	374.67
33709PA1040001	Rating Area 4	Tobacco User/Non-Tobacco User	46	339.92	394.31
33709PA1040001	Rating Area 4	Tobacco User/Non-Tobacco User	47	354.19	416.88
33709PA1040001	Rating Area 4	Tobacco User/Non-Tobacco User	48	370.51	443.13
33709PA1040001	Rating Area 4	Tobacco User/Non-Tobacco User	49	386.60	470.49
33709PA1040001	Rating Area 4	Tobacco User/Non-Tobacco User	50	404.73	495.79
33709PA1040001	Rating Area 4	Tobacco User/Non-Tobacco User	51	422.63	517.72
33709PA1040001	Rating Area 4	Tobacco User/Non-Tobacco User	52	442.34	541.87
33709PA1040001	Rating Area 4	Tobacco User/Non-Tobacco User	53	462.28	566.29
33709PA1040001	Rating Area 4	Tobacco User/Non-Tobacco User	54	483.81	592.67
33709PA1040001	Rating Area 4	Tobacco User/Non-Tobacco User	55	505.34	619.04
33709PA1040001	Rating Area 4	Tobacco User/Non-Tobacco User	56	528.68	647.63
33709PA1040001	Rating Area 4	Tobacco User/Non-Tobacco User	57	552.25	676.51
33709PA1040001	Rating Area 4	Tobacco User/Non-Tobacco User	58	577.40	707.32
33709PA1040001	Rating Area 4	Tobacco User/Non-Tobacco User	59	589.87	722.59
33709PA1040001	Rating Area 4	Tobacco User/Non-Tobacco User	60	615.02	753.40

33709PA1040001	Rating Area 4	Tobacco User/Non-Tobacco User	61	636.77	780.04
33709PA1040001	Rating Area 4	Tobacco User/Non-Tobacco User	62	651.05	797.54
33709PA1040001	Rating Area 4	Tobacco User/Non-Tobacco User	63	668.95	819.46
33709PA1040001	Rating Area 4	Tobacco User/Non-Tobacco User	64 and over	679.83	832.79
33709PA0860001	Rating Area 5	Tobacco User/Non-Tobacco User	0-14	306.87	306.87
33709PA0860001	Rating Area 5	Tobacco User/Non-Tobacco User	15	334.15	334.15
33709PA0860001	Rating Area 5	Tobacco User/Non-Tobacco User	16	344.58	344.58
33709PA0860001	Rating Area 5	Tobacco User/Non-Tobacco User	17	355.01	355.01
33709PA0860001	Rating Area 5	Tobacco User/Non-Tobacco User	18	366.24	366.24
33709PA0860001	Rating Area 5	Tobacco User/Non-Tobacco User	19	377.47	377.47
33709PA0860001	Rating Area 5	Tobacco User/Non-Tobacco User	20	389.11	389.11
33709PA0860001	Rating Area 5	Tobacco User/Non-Tobacco User	21	401.14	411.17
33709PA0860001	Rating Area 5	Tobacco User/Non-Tobacco User	22	401.14	411.17
33709PA0860001	Rating Area 5	Tobacco User/Non-Tobacco User	23	401.14	411.17
33709PA0860001	Rating Area 5	Tobacco User/Non-Tobacco User	24	401.14	411.17
33709PA0860001	Rating Area 5	Tobacco User/Non-Tobacco User	25	402.74	412.81
33709PA0860001	Rating Area 5	Tobacco User/Non-Tobacco User	26	410.77	421.04
33709PA0860001	Rating Area 5	Tobacco User/Non-Tobacco User	27	420.39	430.90
33709PA0860001	Rating Area 5	Tobacco User/Non-Tobacco User	28	436.04	446.94
33709PA0860001	Rating Area 5	Tobacco User/Non-Tobacco User	29	448.88	460.10
33709PA0860001	Rating Area 5	Tobacco User/Non-Tobacco User	30	455.29	466.67
33709PA0860001	Rating Area 5	Tobacco User/Non-Tobacco User	31	464.92	476.54
33709PA0860001	Rating Area 5	Tobacco User/Non-Tobacco User	32	474.55	486.41
33709PA0860001	Rating Area 5	Tobacco User/Non-Tobacco User	33	480.57	492.58
33709PA0860001	Rating Area 5	Tobacco User/Non-Tobacco User	34	486.98	499.15
33709PA0860001	Rating Area 5	Tobacco User/Non-Tobacco User	35	490.19	502.44
33709PA0860001	Rating Area 5	Tobacco User/Non-Tobacco User	36	493.40	505.74
33709PA0860001	Rating Area 5	Tobacco User/Non-Tobacco User	37	496.61	509.03
33709PA0860001	Rating Area 5	Tobacco User/Non-Tobacco User	38	499.82	512.32
33709PA0860001	Rating Area 5	Tobacco User/Non-Tobacco User	39	506.24	518.90
33709PA0860001	Rating Area 5	Tobacco User/Non-Tobacco User	40	512.66	563.93
33709PA0860001	Rating Area 5	Tobacco User/Non-Tobacco User	41	522.28	577.12
33709PA0860001	Rating Area 5	Tobacco User/Non-Tobacco User	42	531.51	591.04
33709PA0860001	Rating Area 5	Tobacco User/Non-Tobacco User	43	544.35	610.22
33709PA0860001	Rating Area 5	Tobacco User/Non-Tobacco User	44	560.39	634.36
33709PA0860001	Rating Area 5	Tobacco User/Non-Tobacco User	45	579.25	663.24
33709PA0860001	Rating Area 5	Tobacco User/Non-Tobacco User	46	601.71	697.98
33709PA0860001	Rating Area 5	Tobacco User/Non-Tobacco User	47	626.98	737.96
33709PA0860001	Rating Area 5	Tobacco User/Non-Tobacco User	48	655.86	784.41
33709PA0860001	Rating Area 5	Tobacco User/Non-Tobacco User	49	684.34	832.84
33709PA0860001	Rating Area 5	Tobacco User/Non-Tobacco User	50	716.44	877.64
33709PA0860001	Rating Area 5	Tobacco User/Non-Tobacco User	51	748.13	916.46
33709PA0860001	Rating Area 5	Tobacco User/Non-Tobacco User	52	783.03	959.21
33709PA0860001	Rating Area 5	Tobacco User/Non-Tobacco User	53	818.33	1002.45
33709PA0860001	Rating Area 5	Tobacco User/Non-Tobacco User	54	856.43	1049.13
33709PA0860001	Rating Area 5	Tobacco User/Non-Tobacco User	55	894.54	1095.81
33709PA0860001	Rating Area 5	Tobacco User/Non-Tobacco User	56	935.86	1146.43
33709PA0860001	Rating Area 5	Tobacco User/Non-Tobacco User	57	977.58	1197.54
33709PA0860001	Rating Area 5	Tobacco User/Non-Tobacco User	58	1022.10	1252.07
33709PA0860001	Rating Area 5	Tobacco User/Non-Tobacco User	59	1044.17	1279.11
33709PA0860001	Rating Area 5	Tobacco User/Non-Tobacco User	60	1088.69	1333.65
33709PA0860001	Rating Area 5	Tobacco User/Non-Tobacco User	61	1127.20	1380.82
33709PA0860001	Rating Area 5	Tobacco User/Non-Tobacco User	62	1152.48	1411.79
33709PA0860001	Rating Area 5	Tobacco User/Non-Tobacco User	63	1184.17	1450.61
33709PA0860001	Rating Area 5	Tobacco User/Non-Tobacco User	64 and over	1203.42	1474.19
33709PA0860002	Rating Area 5	Tobacco User/Non-Tobacco User	0-14	300.98	300.98
33709PA0860002	Rating Area 5	Tobacco User/Non-Tobacco User	15	327.74	327.74
33709PA0860002	Rating Area 5	Tobacco User/Non-Tobacco User	16	337.96	337.96
33709PA0860002	Rating Area 5	Tobacco User/Non-Tobacco User	17	348.19	348.19
33709PA0860002	Rating Area 5	Tobacco User/Non-Tobacco User	18	359.21	359.21
33709PA0860002	Rating Area 5	Tobacco User/Non-Tobacco User	19	370.23	370.23
33709PA0860002	Rating Area 5	Tobacco User/Non-Tobacco User	20	381.64	381.64
33709PA0860002	Rating Area 5	Tobacco User/Non-Tobacco User	21	393.44	403.28
33709PA0860002	Rating Area 5	Tobacco User/Non-Tobacco User	22	393.44	403.28
33709PA0860002	Rating Area 5	Tobacco User/Non-Tobacco User	23	393.44	403.28
33709PA0860002	Rating Area 5	Tobacco User/Non-Tobacco User	24	393.44	403.28

33709PA0860002	Rating Area 5	Tobacco User/Non-Tobacco User	25	395.01	404.89
33709PA0860002	Rating Area 5	Tobacco User/Non-Tobacco User	26	402.88	412.95
33709PA0860002	Rating Area 5	Tobacco User/Non-Tobacco User	27	412.33	422.64
33709PA0860002	Rating Area 5	Tobacco User/Non-Tobacco User	28	427.67	438.36
33709PA0860002	Rating Area 5	Tobacco User/Non-Tobacco User	29	440.26	451.27
33709PA0860002	Rating Area 5	Tobacco User/Non-Tobacco User	30	446.55	457.71
33709PA0860002	Rating Area 5	Tobacco User/Non-Tobacco User	31	456.00	467.40
33709PA0860002	Rating Area 5	Tobacco User/Non-Tobacco User	32	465.44	477.08
33709PA0860002	Rating Area 5	Tobacco User/Non-Tobacco User	33	471.34	483.12
33709PA0860002	Rating Area 5	Tobacco User/Non-Tobacco User	34	477.64	489.58
33709PA0860002	Rating Area 5	Tobacco User/Non-Tobacco User	35	480.78	492.80
33709PA0860002	Rating Area 5	Tobacco User/Non-Tobacco User	36	483.93	496.03
33709PA0860002	Rating Area 5	Tobacco User/Non-Tobacco User	37	487.08	499.26
33709PA0860002	Rating Area 5	Tobacco User/Non-Tobacco User	38	490.23	502.49
33709PA0860002	Rating Area 5	Tobacco User/Non-Tobacco User	39	496.52	508.93
33709PA0860002	Rating Area 5	Tobacco User/Non-Tobacco User	40	502.82	553.10
33709PA0860002	Rating Area 5	Tobacco User/Non-Tobacco User	41	512.26	566.05
33709PA0860002	Rating Area 5	Tobacco User/Non-Tobacco User	42	521.31	579.70
33709PA0860002	Rating Area 5	Tobacco User/Non-Tobacco User	43	533.90	598.50
33709PA0860002	Rating Area 5	Tobacco User/Non-Tobacco User	44	549.64	622.19
33709PA0860002	Rating Area 5	Tobacco User/Non-Tobacco User	45	568.13	650.51
33709PA0860002	Rating Area 5	Tobacco User/Non-Tobacco User	46	590.16	684.59
33709PA0860002	Rating Area 5	Tobacco User/Non-Tobacco User	47	614.95	723.80
33709PA0860002	Rating Area 5	Tobacco User/Non-Tobacco User	48	643.27	769.35
33709PA0860002	Rating Area 5	Tobacco User/Non-Tobacco User	49	671.21	816.86
33709PA0860002	Rating Area 5	Tobacco User/Non-Tobacco User	50	702.68	860.78
33709PA0860002	Rating Area 5	Tobacco User/Non-Tobacco User	51	733.77	898.87
33709PA0860002	Rating Area 5	Tobacco User/Non-Tobacco User	52	767.99	940.79
33709PA0860002	Rating Area 5	Tobacco User/Non-Tobacco User	53	802.62	983.21
33709PA0860002	Rating Area 5	Tobacco User/Non-Tobacco User	54	839.99	1028.99
33709PA0860002	Rating Area 5	Tobacco User/Non-Tobacco User	55	877.37	1074.78
33709PA0860002	Rating Area 5	Tobacco User/Non-Tobacco User	56	917.90	1124.43
33709PA0860002	Rating Area 5	Tobacco User/Non-Tobacco User	57	958.81	1174.54
33709PA0860002	Rating Area 5	Tobacco User/Non-Tobacco User	58	1002.49	1228.05
33709PA0860002	Rating Area 5	Tobacco User/Non-Tobacco User	59	1024.12	1254.55
33709PA0860002	Rating Area 5	Tobacco User/Non-Tobacco User	60	1067.80	1308.06
33709PA0860002	Rating Area 5	Tobacco User/Non-Tobacco User	61	1105.57	1354.32
33709PA0860002	Rating Area 5	Tobacco User/Non-Tobacco User	62	1130.35	1384.68
33709PA0860002	Rating Area 5	Tobacco User/Non-Tobacco User	63	1161.43	1422.75
33709PA0860002	Rating Area 5	Tobacco User/Non-Tobacco User	64 and over	1180.32	1445.89
33709PA0860007	Rating Area 5	Tobacco User/Non-Tobacco User	0-14	217.22	217.22
33709PA0860007	Rating Area 5	Tobacco User/Non-Tobacco User	15	236.53	236.53
33709PA0860007	Rating Area 5	Tobacco User/Non-Tobacco User	16	243.91	243.91
33709PA0860007	Rating Area 5	Tobacco User/Non-Tobacco User	17	251.30	251.30
33709PA0860007	Rating Area 5	Tobacco User/Non-Tobacco User	18	259.25	259.25
33709PA0860007	Rating Area 5	Tobacco User/Non-Tobacco User	19	267.20	267.20
33709PA0860007	Rating Area 5	Tobacco User/Non-Tobacco User	20	275.43	275.43
33709PA0860007	Rating Area 5	Tobacco User/Non-Tobacco User	21	283.95	291.05
33709PA0860007	Rating Area 5	Tobacco User/Non-Tobacco User	22	283.95	291.05
33709PA0860007	Rating Area 5	Tobacco User/Non-Tobacco User	23	283.95	291.05
33709PA0860007	Rating Area 5	Tobacco User/Non-Tobacco User	24	283.95	291.05
33709PA0860007	Rating Area 5	Tobacco User/Non-Tobacco User	25	285.09	292.22
33709PA0860007	Rating Area 5	Tobacco User/Non-Tobacco User	26	290.76	298.03
33709PA0860007	Rating Area 5	Tobacco User/Non-Tobacco User	27	297.58	305.02
33709PA0860007	Rating Area 5	Tobacco User/Non-Tobacco User	28	308.65	316.37
33709PA0860007	Rating Area 5	Tobacco User/Non-Tobacco User	29	317.74	325.68
33709PA0860007	Rating Area 5	Tobacco User/Non-Tobacco User	30	322.28	330.34
33709PA0860007	Rating Area 5	Tobacco User/Non-Tobacco User	31	329.10	337.33
33709PA0860007	Rating Area 5	Tobacco User/Non-Tobacco User	32	335.91	344.31
33709PA0860007	Rating Area 5	Tobacco User/Non-Tobacco User	33	340.17	348.67
33709PA0860007	Rating Area 5	Tobacco User/Non-Tobacco User	34	344.72	353.34
33709PA0860007	Rating Area 5	Tobacco User/Non-Tobacco User	35	346.99	355.66
33709PA0860007	Rating Area 5	Tobacco User/Non-Tobacco User	36	349.26	357.99
33709PA0860007	Rating Area 5	Tobacco User/Non-Tobacco User	37	351.53	360.32
33709PA0860007	Rating Area 5	Tobacco User/Non-Tobacco User	38	353.80	362.65
33709PA0860007	Rating Area 5	Tobacco User/Non-Tobacco User	39	358.34	367.30

33709PA0860007	Rating Area 5	Tobacco User/Non-Tobacco User	40	362.89	399.18
33709PA0860007	Rating Area 5	Tobacco User/Non-Tobacco User	41	369.70	408.52
33709PA0860007	Rating Area 5	Tobacco User/Non-Tobacco User	42	376.23	418.37
33709PA0860007	Rating Area 5	Tobacco User/Non-Tobacco User	43	385.32	431.94
33709PA0860007	Rating Area 5	Tobacco User/Non-Tobacco User	44	396.68	449.04
33709PA0860007	Rating Area 5	Tobacco User/Non-Tobacco User	45	410.02	469.47
33709PA0860007	Rating Area 5	Tobacco User/Non-Tobacco User	46	425.93	494.08
33709PA0860007	Rating Area 5	Tobacco User/Non-Tobacco User	47	443.81	522.36
33709PA0860007	Rating Area 5	Tobacco User/Non-Tobacco User	48	464.26	555.25
33709PA0860007	Rating Area 5	Tobacco User/Non-Tobacco User	49	484.42	589.54
33709PA0860007	Rating Area 5	Tobacco User/Non-Tobacco User	50	507.13	621.23
33709PA0860007	Rating Area 5	Tobacco User/Non-Tobacco User	51	529.57	648.72
33709PA0860007	Rating Area 5	Tobacco User/Non-Tobacco User	52	554.27	678.98
33709PA0860007	Rating Area 5	Tobacco User/Non-Tobacco User	53	579.26	709.59
33709PA0860007	Rating Area 5	Tobacco User/Non-Tobacco User	54	606.23	742.63
33709PA0860007	Rating Area 5	Tobacco User/Non-Tobacco User	55	633.21	775.68
33709PA0860007	Rating Area 5	Tobacco User/Non-Tobacco User	56	662.46	811.51
33709PA0860007	Rating Area 5	Tobacco User/Non-Tobacco User	57	691.99	847.69
33709PA0860007	Rating Area 5	Tobacco User/Non-Tobacco User	58	723.50	886.29
33709PA0860007	Rating Area 5	Tobacco User/Non-Tobacco User	59	739.12	905.42
33709PA0860007	Rating Area 5	Tobacco User/Non-Tobacco User	60	770.64	944.03
33709PA0860007	Rating Area 5	Tobacco User/Non-Tobacco User	61	797.90	977.43
33709PA0860007	Rating Area 5	Tobacco User/Non-Tobacco User	62	815.79	999.34
33709PA0860007	Rating Area 5	Tobacco User/Non-Tobacco User	63	838.22	1026.82
33709PA0860007	Rating Area 5	Tobacco User/Non-Tobacco User	64 and over	851.85	1043.52
33709PA0860008	Rating Area 5	Tobacco User/Non-Tobacco User	0-14	207.20	207.20
33709PA0860008	Rating Area 5	Tobacco User/Non-Tobacco User	15	225.62	225.62
33709PA0860008	Rating Area 5	Tobacco User/Non-Tobacco User	16	232.66	232.66
33709PA0860008	Rating Area 5	Tobacco User/Non-Tobacco User	17	239.70	239.70
33709PA0860008	Rating Area 5	Tobacco User/Non-Tobacco User	18	247.29	247.29
33709PA0860008	Rating Area 5	Tobacco User/Non-Tobacco User	19	254.87	254.87
33709PA0860008	Rating Area 5	Tobacco User/Non-Tobacco User	20	262.72	262.72
33709PA0860008	Rating Area 5	Tobacco User/Non-Tobacco User	21	270.85	277.62
33709PA0860008	Rating Area 5	Tobacco User/Non-Tobacco User	22	270.85	277.62
33709PA0860008	Rating Area 5	Tobacco User/Non-Tobacco User	23	270.85	277.62
33709PA0860008	Rating Area 5	Tobacco User/Non-Tobacco User	24	270.85	277.62
33709PA0860008	Rating Area 5	Tobacco User/Non-Tobacco User	25	271.93	278.73
33709PA0860008	Rating Area 5	Tobacco User/Non-Tobacco User	26	277.35	284.28
33709PA0860008	Rating Area 5	Tobacco User/Non-Tobacco User	27	283.85	290.95
33709PA0860008	Rating Area 5	Tobacco User/Non-Tobacco User	28	294.41	301.77
33709PA0860008	Rating Area 5	Tobacco User/Non-Tobacco User	29	303.08	310.66
33709PA0860008	Rating Area 5	Tobacco User/Non-Tobacco User	30	307.41	315.10
33709PA0860008	Rating Area 5	Tobacco User/Non-Tobacco User	31	313.92	321.77
33709PA0860008	Rating Area 5	Tobacco User/Non-Tobacco User	32	320.42	328.43
33709PA0860008	Rating Area 5	Tobacco User/Non-Tobacco User	33	324.48	332.59
33709PA0860008	Rating Area 5	Tobacco User/Non-Tobacco User	34	328.81	337.03
33709PA0860008	Rating Area 5	Tobacco User/Non-Tobacco User	35	330.98	339.25
33709PA0860008	Rating Area 5	Tobacco User/Non-Tobacco User	36	333.15	341.48
33709PA0860008	Rating Area 5	Tobacco User/Non-Tobacco User	37	335.31	343.69
33709PA0860008	Rating Area 5	Tobacco User/Non-Tobacco User	38	337.48	345.92
33709PA0860008	Rating Area 5	Tobacco User/Non-Tobacco User	39	341.81	350.36
33709PA0860008	Rating Area 5	Tobacco User/Non-Tobacco User	40	346.15	380.77
33709PA0860008	Rating Area 5	Tobacco User/Non-Tobacco User	41	352.65	389.68
33709PA0860008	Rating Area 5	Tobacco User/Non-Tobacco User	42	358.88	399.07
33709PA0860008	Rating Area 5	Tobacco User/Non-Tobacco User	43	367.54	412.01
33709PA0860008	Rating Area 5	Tobacco User/Non-Tobacco User	44	378.38	428.33
33709PA0860008	Rating Area 5	Tobacco User/Non-Tobacco User	45	391.11	447.82
33709PA0860008	Rating Area 5	Tobacco User/Non-Tobacco User	46	406.28	471.28
33709PA0860008	Rating Area 5	Tobacco User/Non-Tobacco User	47	423.34	498.27
33709PA0860008	Rating Area 5	Tobacco User/Non-Tobacco User	48	442.84	529.64
33709PA0860008	Rating Area 5	Tobacco User/Non-Tobacco User	49	462.07	562.34
33709PA0860008	Rating Area 5	Tobacco User/Non-Tobacco User	50	483.74	592.58
33709PA0860008	Rating Area 5	Tobacco User/Non-Tobacco User	51	505.14	618.80
33709PA0860008	Rating Area 5	Tobacco User/Non-Tobacco User	52	528.70	647.66
33709PA0860008	Rating Area 5	Tobacco User/Non-Tobacco User	53	552.53	676.85
33709PA0860008	Rating Area 5	Tobacco User/Non-Tobacco User	54	578.26	708.37

33709PA0860008	Rating Area 5	Tobacco User/Non-Tobacco User	55	604.00	739.90
33709PA0860008	Rating Area 5	Tobacco User/Non-Tobacco User	56	631.89	774.07
33709PA0860008	Rating Area 5	Tobacco User/Non-Tobacco User	57	660.06	808.57
33709PA0860008	Rating Area 5	Tobacco User/Non-Tobacco User	58	690.13	845.41
33709PA0860008	Rating Area 5	Tobacco User/Non-Tobacco User	59	705.02	863.65
33709PA0860008	Rating Area 5	Tobacco User/Non-Tobacco User	60	735.09	900.49
33709PA0860008	Rating Area 5	Tobacco User/Non-Tobacco User	61	761.09	932.34
33709PA0860008	Rating Area 5	Tobacco User/Non-Tobacco User	62	778.15	953.23
33709PA0860008	Rating Area 5	Tobacco User/Non-Tobacco User	63	799.55	979.45
33709PA0860008	Rating Area 5	Tobacco User/Non-Tobacco User	64 and over	812.55	995.37
33709PA0860012	Rating Area 5	Tobacco User/Non-Tobacco User	0-14	295.91	295.91
33709PA0860012	Rating Area 5	Tobacco User/Non-Tobacco User	15	322.21	322.21
33709PA0860012	Rating Area 5	Tobacco User/Non-Tobacco User	16	332.27	332.27
33709PA0860012	Rating Area 5	Tobacco User/Non-Tobacco User	17	342.33	342.33
33709PA0860012	Rating Area 5	Tobacco User/Non-Tobacco User	18	353.16	353.16
33709PA0860012	Rating Area 5	Tobacco User/Non-Tobacco User	19	363.99	363.99
33709PA0860012	Rating Area 5	Tobacco User/Non-Tobacco User	20	375.21	375.21
33709PA0860012	Rating Area 5	Tobacco User/Non-Tobacco User	21	386.81	396.48
33709PA0860012	Rating Area 5	Tobacco User/Non-Tobacco User	22	386.81	396.48
33709PA0860012	Rating Area 5	Tobacco User/Non-Tobacco User	23	386.81	396.48
33709PA0860012	Rating Area 5	Tobacco User/Non-Tobacco User	24	386.81	396.48
33709PA0860012	Rating Area 5	Tobacco User/Non-Tobacco User	25	388.36	398.07
33709PA0860012	Rating Area 5	Tobacco User/Non-Tobacco User	26	396.09	405.99
33709PA0860012	Rating Area 5	Tobacco User/Non-Tobacco User	27	405.38	415.51
33709PA0860012	Rating Area 5	Tobacco User/Non-Tobacco User	28	420.46	430.97
33709PA0860012	Rating Area 5	Tobacco User/Non-Tobacco User	29	432.84	443.66
33709PA0860012	Rating Area 5	Tobacco User/Non-Tobacco User	30	439.03	450.01
33709PA0860012	Rating Area 5	Tobacco User/Non-Tobacco User	31	448.31	459.52
33709PA0860012	Rating Area 5	Tobacco User/Non-Tobacco User	32	457.60	469.04
33709PA0860012	Rating Area 5	Tobacco User/Non-Tobacco User	33	463.40	474.99
33709PA0860012	Rating Area 5	Tobacco User/Non-Tobacco User	34	469.59	481.33
33709PA0860012	Rating Area 5	Tobacco User/Non-Tobacco User	35	472.68	484.50
33709PA0860012	Rating Area 5	Tobacco User/Non-Tobacco User	36	475.78	487.67
33709PA0860012	Rating Area 5	Tobacco User/Non-Tobacco User	37	478.87	490.84
33709PA0860012	Rating Area 5	Tobacco User/Non-Tobacco User	38	481.97	494.02
33709PA0860012	Rating Area 5	Tobacco User/Non-Tobacco User	39	488.15	500.35
33709PA0860012	Rating Area 5	Tobacco User/Non-Tobacco User	40	494.34	543.77
33709PA0860012	Rating Area 5	Tobacco User/Non-Tobacco User	41	503.63	556.51
33709PA0860012	Rating Area 5	Tobacco User/Non-Tobacco User	42	512.52	569.92
33709PA0860012	Rating Area 5	Tobacco User/Non-Tobacco User	43	524.90	588.41
33709PA0860012	Rating Area 5	Tobacco User/Non-Tobacco User	44	540.37	611.70
33709PA0860012	Rating Area 5	Tobacco User/Non-Tobacco User	45	558.55	639.54
33709PA0860012	Rating Area 5	Tobacco User/Non-Tobacco User	46	580.22	673.06
33709PA0860012	Rating Area 5	Tobacco User/Non-Tobacco User	47	604.58	711.59
33709PA0860012	Rating Area 5	Tobacco User/Non-Tobacco User	48	632.43	756.39
33709PA0860012	Rating Area 5	Tobacco User/Non-Tobacco User	49	659.90	803.10
33709PA0860012	Rating Area 5	Tobacco User/Non-Tobacco User	50	690.84	846.28
33709PA0860012	Rating Area 5	Tobacco User/Non-Tobacco User	51	721.40	883.72
33709PA0860012	Rating Area 5	Tobacco User/Non-Tobacco User	52	755.05	924.94
33709PA0860012	Rating Area 5	Tobacco User/Non-Tobacco User	53	789.09	966.64
33709PA0860012	Rating Area 5	Tobacco User/Non-Tobacco User	54	825.84	1011.65
33709PA0860012	Rating Area 5	Tobacco User/Non-Tobacco User	55	862.59	1056.67
33709PA0860012	Rating Area 5	Tobacco User/Non-Tobacco User	56	902.43	1105.48
33709PA0860012	Rating Area 5	Tobacco User/Non-Tobacco User	57	942.66	1154.76
33709PA0860012	Rating Area 5	Tobacco User/Non-Tobacco User	58	985.59	1207.35
33709PA0860012	Rating Area 5	Tobacco User/Non-Tobacco User	59	1006.87	1233.42
33709PA0860012	Rating Area 5	Tobacco User/Non-Tobacco User	60	1049.80	1286.01
33709PA0860012	Rating Area 5	Tobacco User/Non-Tobacco User	61	1086.94	1331.50
33709PA0860012	Rating Area 5	Tobacco User/Non-Tobacco User	62	1111.31	1361.35
33709PA0860012	Rating Area 5	Tobacco User/Non-Tobacco User	63	1141.86	1398.78
33709PA0860012	Rating Area 5	Tobacco User/Non-Tobacco User	64 and over	1160.43	1421.53
33709PA0860011	Rating Area 5	Tobacco User/Non-Tobacco User	0-14	219.09	219.09
33709PA0860011	Rating Area 5	Tobacco User/Non-Tobacco User	15	238.56	238.56
33709PA0860011	Rating Area 5	Tobacco User/Non-Tobacco User	16	246.01	246.01
33709PA0860011	Rating Area 5	Tobacco User/Non-Tobacco User	17	253.46	253.46
33709PA0860011	Rating Area 5	Tobacco User/Non-Tobacco User	18	261.47	261.47

33709PA0860011	Rating Area 5	Tobacco User/Non-Tobacco User	19	269.49	269.49
33709PA0860011	Rating Area 5	Tobacco User/Non-Tobacco User	20	277.80	277.80
33709PA0860011	Rating Area 5	Tobacco User/Non-Tobacco User	21	286.39	293.55
33709PA0860011	Rating Area 5	Tobacco User/Non-Tobacco User	22	286.39	293.55
33709PA0860011	Rating Area 5	Tobacco User/Non-Tobacco User	23	286.39	293.55
33709PA0860011	Rating Area 5	Tobacco User/Non-Tobacco User	24	286.39	293.55
33709PA0860011	Rating Area 5	Tobacco User/Non-Tobacco User	25	287.54	294.73
33709PA0860011	Rating Area 5	Tobacco User/Non-Tobacco User	26	293.26	300.59
33709PA0860011	Rating Area 5	Tobacco User/Non-Tobacco User	27	300.14	307.64
33709PA0860011	Rating Area 5	Tobacco User/Non-Tobacco User	28	311.31	319.09
33709PA0860011	Rating Area 5	Tobacco User/Non-Tobacco User	29	320.47	328.48
33709PA0860011	Rating Area 5	Tobacco User/Non-Tobacco User	30	325.05	333.18
33709PA0860011	Rating Area 5	Tobacco User/Non-Tobacco User	31	331.93	340.23
33709PA0860011	Rating Area 5	Tobacco User/Non-Tobacco User	32	338.80	347.27
33709PA0860011	Rating Area 5	Tobacco User/Non-Tobacco User	33	343.10	351.68
33709PA0860011	Rating Area 5	Tobacco User/Non-Tobacco User	34	347.68	356.37
33709PA0860011	Rating Area 5	Tobacco User/Non-Tobacco User	35	349.97	358.72
33709PA0860011	Rating Area 5	Tobacco User/Non-Tobacco User	36	352.26	361.07
33709PA0860011	Rating Area 5	Tobacco User/Non-Tobacco User	37	354.55	363.41
33709PA0860011	Rating Area 5	Tobacco User/Non-Tobacco User	38	356.84	365.76
33709PA0860011	Rating Area 5	Tobacco User/Non-Tobacco User	39	361.42	370.46
33709PA0860011	Rating Area 5	Tobacco User/Non-Tobacco User	40	366.01	402.61
33709PA0860011	Rating Area 5	Tobacco User/Non-Tobacco User	41	372.88	412.03
33709PA0860011	Rating Area 5	Tobacco User/Non-Tobacco User	42	379.47	421.97
33709PA0860011	Rating Area 5	Tobacco User/Non-Tobacco User	43	388.63	435.65
33709PA0860011	Rating Area 5	Tobacco User/Non-Tobacco User	44	400.09	452.90
33709PA0860011	Rating Area 5	Tobacco User/Non-Tobacco User	45	413.55	473.51
33709PA0860011	Rating Area 5	Tobacco User/Non-Tobacco User	46	429.59	498.32
33709PA0860011	Rating Area 5	Tobacco User/Non-Tobacco User	47	447.63	526.86
33709PA0860011	Rating Area 5	Tobacco User/Non-Tobacco User	48	468.25	560.03
33709PA0860011	Rating Area 5	Tobacco User/Non-Tobacco User	49	488.58	594.60
33709PA0860011	Rating Area 5	Tobacco User/Non-Tobacco User	50	511.49	626.58
33709PA0860011	Rating Area 5	Tobacco User/Non-Tobacco User	51	534.12	654.30
33709PA0860011	Rating Area 5	Tobacco User/Non-Tobacco User	52	559.03	684.81
33709PA0860011	Rating Area 5	Tobacco User/Non-Tobacco User	53	584.24	715.69
33709PA0860011	Rating Area 5	Tobacco User/Non-Tobacco User	54	611.44	749.01
33709PA0860011	Rating Area 5	Tobacco User/Non-Tobacco User	55	638.65	782.35
33709PA0860011	Rating Area 5	Tobacco User/Non-Tobacco User	56	668.15	818.48
33709PA0860011	Rating Area 5	Tobacco User/Non-Tobacco User	57	697.93	854.96
33709PA0860011	Rating Area 5	Tobacco User/Non-Tobacco User	58	729.72	893.91
33709PA0860011	Rating Area 5	Tobacco User/Non-Tobacco User	59	745.47	913.20
33709PA0860011	Rating Area 5	Tobacco User/Non-Tobacco User	60	777.26	952.14
33709PA0860011	Rating Area 5	Tobacco User/Non-Tobacco User	61	804.76	985.83
33709PA0860011	Rating Area 5	Tobacco User/Non-Tobacco User	62	822.80	1007.93
33709PA0860011	Rating Area 5	Tobacco User/Non-Tobacco User	63	845.42	1035.64
33709PA0860011	Rating Area 5	Tobacco User/Non-Tobacco User	64 and over	859.17	1052.48
33709PA0880001	Rating Area 5	Tobacco User/Non-Tobacco User	0-14	284.59	284.59
33709PA0880001	Rating Area 5	Tobacco User/Non-Tobacco User	15	309.88	309.88
33709PA0880001	Rating Area 5	Tobacco User/Non-Tobacco User	16	319.56	319.56
33709PA0880001	Rating Area 5	Tobacco User/Non-Tobacco User	17	329.23	329.23
33709PA0880001	Rating Area 5	Tobacco User/Non-Tobacco User	18	339.65	339.65
33709PA0880001	Rating Area 5	Tobacco User/Non-Tobacco User	19	350.06	350.06
33709PA0880001	Rating Area 5	Tobacco User/Non-Tobacco User	20	360.85	360.85
33709PA0880001	Rating Area 5	Tobacco User/Non-Tobacco User	21	372.01	381.31
33709PA0880001	Rating Area 5	Tobacco User/Non-Tobacco User	22	372.01	381.31
33709PA0880001	Rating Area 5	Tobacco User/Non-Tobacco User	23	372.01	381.31
33709PA0880001	Rating Area 5	Tobacco User/Non-Tobacco User	24	372.01	381.31
33709PA0880001	Rating Area 5	Tobacco User/Non-Tobacco User	25	373.50	382.84
33709PA0880001	Rating Area 5	Tobacco User/Non-Tobacco User	26	380.94	390.46
33709PA0880001	Rating Area 5	Tobacco User/Non-Tobacco User	27	389.87	399.62
33709PA0880001	Rating Area 5	Tobacco User/Non-Tobacco User	28	404.37	414.48
33709PA0880001	Rating Area 5	Tobacco User/Non-Tobacco User	29	416.28	426.69
33709PA0880001	Rating Area 5	Tobacco User/Non-Tobacco User	30	422.23	432.79
33709PA0880001	Rating Area 5	Tobacco User/Non-Tobacco User	31	431.16	441.94
33709PA0880001	Rating Area 5	Tobacco User/Non-Tobacco User	32	440.09	451.09
33709PA0880001	Rating Area 5	Tobacco User/Non-Tobacco User	33	445.67	456.81

33709PA0880001	Rating Area 5	Tobacco User/Non-Tobacco User	34	451.62	462.91
33709PA0880001	Rating Area 5	Tobacco User/Non-Tobacco User	35	454.60	465.97
33709PA0880001	Rating Area 5	Tobacco User/Non-Tobacco User	36	457.57	469.01
33709PA0880001	Rating Area 5	Tobacco User/Non-Tobacco User	37	460.55	472.06
33709PA0880001	Rating Area 5	Tobacco User/Non-Tobacco User	38	463.52	475.11
33709PA0880001	Rating Area 5	Tobacco User/Non-Tobacco User	39	469.48	481.22
33709PA0880001	Rating Area 5	Tobacco User/Non-Tobacco User	40	475.43	522.97
33709PA0880001	Rating Area 5	Tobacco User/Non-Tobacco User	41	484.36	535.22
33709PA0880001	Rating Area 5	Tobacco User/Non-Tobacco User	42	492.91	548.12
33709PA0880001	Rating Area 5	Tobacco User/Non-Tobacco User	43	504.82	565.90
33709PA0880001	Rating Area 5	Tobacco User/Non-Tobacco User	44	519.70	588.30
33709PA0880001	Rating Area 5	Tobacco User/Non-Tobacco User	45	537.18	615.07
33709PA0880001	Rating Area 5	Tobacco User/Non-Tobacco User	46	558.02	647.30
33709PA0880001	Rating Area 5	Tobacco User/Non-Tobacco User	47	581.45	684.37
33709PA0880001	Rating Area 5	Tobacco User/Non-Tobacco User	48	608.24	727.46
33709PA0880001	Rating Area 5	Tobacco User/Non-Tobacco User	49	634.65	772.37
33709PA0880001	Rating Area 5	Tobacco User/Non-Tobacco User	50	664.41	813.90
33709PA0880001	Rating Area 5	Tobacco User/Non-Tobacco User	51	693.80	849.91
33709PA0880001	Rating Area 5	Tobacco User/Non-Tobacco User	52	726.16	889.55
33709PA0880001	Rating Area 5	Tobacco User/Non-Tobacco User	53	758.90	929.65
33709PA0880001	Rating Area 5	Tobacco User/Non-Tobacco User	54	794.24	972.94
33709PA0880001	Rating Area 5	Tobacco User/Non-Tobacco User	55	829.58	1016.24
33709PA0880001	Rating Area 5	Tobacco User/Non-Tobacco User	56	867.90	1063.18
33709PA0880001	Rating Area 5	Tobacco User/Non-Tobacco User	57	906.59	1110.57
33709PA0880001	Rating Area 5	Tobacco User/Non-Tobacco User	58	947.88	1161.15
33709PA0880001	Rating Area 5	Tobacco User/Non-Tobacco User	59	968.34	1186.22
33709PA0880001	Rating Area 5	Tobacco User/Non-Tobacco User	60	1009.64	1236.81
33709PA0880001	Rating Area 5	Tobacco User/Non-Tobacco User	61	1045.35	1280.55
33709PA0880001	Rating Area 5	Tobacco User/Non-Tobacco User	62	1068.78	1309.26
33709PA0880001	Rating Area 5	Tobacco User/Non-Tobacco User	63	1098.17	1345.26
33709PA0880001	Rating Area 5	Tobacco User/Non-Tobacco User	64 and over	1116.03	1367.14
33709PA0880003	Rating Area 5	Tobacco User/Non-Tobacco User	0-14	252.20	252.20
33709PA0880003	Rating Area 5	Tobacco User/Non-Tobacco User	15	274.62	274.62
33709PA0880003	Rating Area 5	Tobacco User/Non-Tobacco User	16	283.19	283.19
33709PA0880003	Rating Area 5	Tobacco User/Non-Tobacco User	17	291.76	291.76
33709PA0880003	Rating Area 5	Tobacco User/Non-Tobacco User	18	300.99	300.99
33709PA0880003	Rating Area 5	Tobacco User/Non-Tobacco User	19	310.22	310.22
33709PA0880003	Rating Area 5	Tobacco User/Non-Tobacco User	20	319.78	319.78
33709PA0880003	Rating Area 5	Tobacco User/Non-Tobacco User	21	329.67	337.91
33709PA0880003	Rating Area 5	Tobacco User/Non-Tobacco User	22	329.67	337.91
33709PA0880003	Rating Area 5	Tobacco User/Non-Tobacco User	23	329.67	337.91
33709PA0880003	Rating Area 5	Tobacco User/Non-Tobacco User	24	329.67	337.91
33709PA0880003	Rating Area 5	Tobacco User/Non-Tobacco User	25	330.99	339.26
33709PA0880003	Rating Area 5	Tobacco User/Non-Tobacco User	26	337.58	346.02
33709PA0880003	Rating Area 5	Tobacco User/Non-Tobacco User	27	345.49	354.13
33709PA0880003	Rating Area 5	Tobacco User/Non-Tobacco User	28	358.35	367.31
33709PA0880003	Rating Area 5	Tobacco User/Non-Tobacco User	29	368.90	378.12
33709PA0880003	Rating Area 5	Tobacco User/Non-Tobacco User	30	374.18	383.53
33709PA0880003	Rating Area 5	Tobacco User/Non-Tobacco User	31	382.09	391.64
33709PA0880003	Rating Area 5	Tobacco User/Non-Tobacco User	32	390.00	399.75
33709PA0880003	Rating Area 5	Tobacco User/Non-Tobacco User	33	394.94	404.81
33709PA0880003	Rating Area 5	Tobacco User/Non-Tobacco User	34	400.22	410.23
33709PA0880003	Rating Area 5	Tobacco User/Non-Tobacco User	35	402.86	412.93
33709PA0880003	Rating Area 5	Tobacco User/Non-Tobacco User	36	405.49	415.63
33709PA0880003	Rating Area 5	Tobacco User/Non-Tobacco User	37	408.13	418.33
33709PA0880003	Rating Area 5	Tobacco User/Non-Tobacco User	38	410.77	421.04
33709PA0880003	Rating Area 5	Tobacco User/Non-Tobacco User	39	416.04	426.44
33709PA0880003	Rating Area 5	Tobacco User/Non-Tobacco User	40	421.32	463.45
33709PA0880003	Rating Area 5	Tobacco User/Non-Tobacco User	41	429.23	474.30
33709PA0880003	Rating Area 5	Tobacco User/Non-Tobacco User	42	436.81	485.73
33709PA0880003	Rating Area 5	Tobacco User/Non-Tobacco User	43	447.36	501.49
33709PA0880003	Rating Area 5	Tobacco User/Non-Tobacco User	44	460.55	521.34
33709PA0880003	Rating Area 5	Tobacco User/Non-Tobacco User	45	476.04	545.07
33709PA0880003	Rating Area 5	Tobacco User/Non-Tobacco User	46	494.51	573.63
33709PA0880003	Rating Area 5	Tobacco User/Non-Tobacco User	47	515.27	606.47
33709PA0880003	Rating Area 5	Tobacco User/Non-Tobacco User	48	539.01	644.66



33709PA0880003 Rating Area 5	Tobacco User/Non-Tobacco User	49	562.42	684.47
33709PA0880003 Rating Area 5	Tobacco User/Non-Tobacco User	50	588.79	721.27
33709PA0880003 Rating Area 5	Tobacco User/Non-Tobacco User	51	614.83	753.17
33709PA0880003 Rating Area 5	Tobacco User/Non-Tobacco User	52	643.52	788.31
33709PA0880003 Rating Area 5	Tobacco User/Non-Tobacco User	53	672.53	823.85
33709PA0880003 Rating Area 5	Tobacco User/Non-Tobacco User	54	703.85	862.22
33709PA0880003 Rating Area 5	Tobacco User/Non-Tobacco User	55	735.16	900.57
33709PA0880003 Rating Area 5	Tobacco User/Non-Tobacco User	56	769.12	942.17
33709PA0880003 Rating Area 5	Tobacco User/Non-Tobacco User	57	803.41	984.18
33709PA0880003 Rating Area 5	Tobacco User/Non-Tobacco User	58	840.00	1029.00
33709PA0880003 Rating Area 5	Tobacco User/Non-Tobacco User	59	858.13	1051.21
33709PA0880003 Rating Area 5	Tobacco User/Non-Tobacco User	60	894.72	1096.03
33709PA0880003 Rating Area 5	Tobacco User/Non-Tobacco User	61	926.37	1134.80
33709PA0880003 Rating Area 5	Tobacco User/Non-Tobacco User	62	947.14	1160.25
33709PA0880003 Rating Area 5	Tobacco User/Non-Tobacco User	63	973.19	1192.16
33709PA0880003 Rating Area 5	Tobacco User/Non-Tobacco User	64 and over	989.01	1211.54
33709PA0880002 Rating Area 5	Tobacco User/Non-Tobacco User	0-14	216.04	216.04
33709PA0880002 Rating Area 5	Tobacco User/Non-Tobacco User	15	235.25	235.25
33709PA0880002 Rating Area 5	Tobacco User/Non-Tobacco User	16	242.59	242.59
33709PA0880002 Rating Area 5	Tobacco User/Non-Tobacco User	17	249.93	249.93
33709PA0880002 Rating Area 5	Tobacco User/Non-Tobacco User	18	257.84	257.84
33709PA0880002 Rating Area 5	Tobacco User/Non-Tobacco User	19	265.75	265.75
33709PA0880002 Rating Area 5	Tobacco User/Non-Tobacco User	20	273.94	273.94
33709PA0880002 Rating Area 5	Tobacco User/Non-Tobacco User	21	282.41	289.47
33709PA0880002 Rating Area 5	Tobacco User/Non-Tobacco User	22	282.41	289.47
33709PA0880002 Rating Area 5	Tobacco User/Non-Tobacco User	23	282.41	289.47
33709PA0880002 Rating Area 5	Tobacco User/Non-Tobacco User	24	282.41	289.47
33709PA0880002 Rating Area 5	Tobacco User/Non-Tobacco User	25	283.54	290.63
33709PA0880002 Rating Area 5	Tobacco User/Non-Tobacco User	26	289.19	296.42
33709PA0880002 Rating Area 5	Tobacco User/Non-Tobacco User	27	295.97	303.37
33709PA0880002 Rating Area 5	Tobacco User/Non-Tobacco User	28	306.98	314.65
33709PA0880002 Rating Area 5	Tobacco User/Non-Tobacco User	29	316.02	323.92
33709PA0880002 Rating Area 5	Tobacco User/Non-Tobacco User	30	320.54	328.55
33709PA0880002 Rating Area 5	Tobacco User/Non-Tobacco User	31	327.31	335.49
33709PA0880002 Rating Area 5	Tobacco User/Non-Tobacco User	32	334.09	342.44
33709PA0880002 Rating Area 5	Tobacco User/Non-Tobacco User	33	338.33	346.79
33709PA0880002 Rating Area 5	Tobacco User/Non-Tobacco User	34	342.85	351.42
33709PA0880002 Rating Area 5	Tobacco User/Non-Tobacco User	35	345.11	353.74
33709PA0880002 Rating Area 5	Tobacco User/Non-Tobacco User	36	347.36	356.04
33709PA0880002 Rating Area 5	Tobacco User/Non-Tobacco User	37	349.62	358.36
33709PA0880002 Rating Area 5	Tobacco User/Non-Tobacco User	38	351.88	360.68
33709PA0880002 Rating Area 5	Tobacco User/Non-Tobacco User	39	356.40	365.31
33709PA0880002 Rating Area 5	Tobacco User/Non-Tobacco User	40	360.92	397.01
33709PA0880002 Rating Area 5	Tobacco User/Non-Tobacco User	41	367.70	406.31
33709PA0880002 Rating Area 5	Tobacco User/Non-Tobacco User	42	374.19	416.10
33709PA0880002 Rating Area 5	Tobacco User/Non-Tobacco User	43	383.23	429.60
33709PA0880002 Rating Area 5	Tobacco User/Non-Tobacco User	44	394.53	446.61
33709PA0880002 Rating Area 5	Tobacco User/Non-Tobacco User	45	407.80	466.93
33709PA0880002 Rating Area 5	Tobacco User/Non-Tobacco User	46	423.62	491.40
33709PA0880002 Rating Area 5	Tobacco User/Non-Tobacco User	47	441.41	519.54
33709PA0880002 Rating Area 5	Tobacco User/Non-Tobacco User	48	461.74	552.24
33709PA0880002 Rating Area 5	Tobacco User/Non-Tobacco User	49	481.79	586.34
33709PA0880002 Rating Area 5	Tobacco User/Non-Tobacco User	50	504.38	617.87
33709PA0880002 Rating Area 5	Tobacco User/Non-Tobacco User	51	526.69	645.20
33709PA0880002 Rating Area 5	Tobacco User/Non-Tobacco User	52	551.26	675.29
33709PA0880002 Rating Area 5	Tobacco User/Non-Tobacco User	53	576.12	705.75
33709PA0880002 Rating Area 5	Tobacco User/Non-Tobacco User	54	602.95	738.61
33709PA0880002 Rating Area 5	Tobacco User/Non-Tobacco User	55	629.77	771.47
33709PA0880002 Rating Area 5	Tobacco User/Non-Tobacco User	56	658.86	807.10
33709PA0880002 Rating Area 5	Tobacco User/Non-Tobacco User	57	688.23	843.08
33709PA0880002 Rating Area 5	Tobacco User/Non-Tobacco User	58	719.58	881.49
33709PA0880002 Rating Area 5	Tobacco User/Non-Tobacco User	59	735.11	900.51
33709PA0880002 Rating Area 5	Tobacco User/Non-Tobacco User	60	766.46	938.91
33709PA0880002 Rating Area 5	Tobacco User/Non-Tobacco User	61	793.57	972.12
33709PA0880002 Rating Area 5	Tobacco User/Non-Tobacco User	62	811.36	993.92
33709PA0880002 Rating Area 5	Tobacco User/Non-Tobacco User	63	833.67	1021.25

33709PA0880002	Rating Area 5	Tobacco User/Non-Tobacco User	64 and over	847.23	1037.86
33709PA1050001	Rating Area 5	Tobacco User/Non-Tobacco User	0-14	173.36	173.36
33709PA1050001	Rating Area 5	Tobacco User/Non-Tobacco User	15	188.77	188.77
33709PA1050001	Rating Area 5	Tobacco User/Non-Tobacco User	16	194.66	194.66
33709PA1050001	Rating Area 5	Tobacco User/Non-Tobacco User	17	200.55	200.55
33709PA1050001	Rating Area 5	Tobacco User/Non-Tobacco User	18	206.89	206.89
33709PA1050001	Rating Area 5	Tobacco User/Non-Tobacco User	19	213.24	213.24
33709PA1050001	Rating Area 5	Tobacco User/Non-Tobacco User	20	219.81	219.81
33709PA1050001	Rating Area 5	Tobacco User/Non-Tobacco User	21	226.61	232.28
33709PA1050001	Rating Area 5	Tobacco User/Non-Tobacco User	22	226.61	232.28
33709PA1050001	Rating Area 5	Tobacco User/Non-Tobacco User	23	226.61	232.28
33709PA1050001	Rating Area 5	Tobacco User/Non-Tobacco User	24	226.61	232.28
33709PA1050001	Rating Area 5	Tobacco User/Non-Tobacco User	25	227.52	233.21
33709PA1050001	Rating Area 5	Tobacco User/Non-Tobacco User	26	232.05	237.85
33709PA1050001	Rating Area 5	Tobacco User/Non-Tobacco User	27	237.49	243.43
33709PA1050001	Rating Area 5	Tobacco User/Non-Tobacco User	28	246.33	252.49
33709PA1050001	Rating Area 5	Tobacco User/Non-Tobacco User	29	253.58	259.92
33709PA1050001	Rating Area 5	Tobacco User/Non-Tobacco User	30	257.20	263.63
33709PA1050001	Rating Area 5	Tobacco User/Non-Tobacco User	31	262.64	269.21
33709PA1050001	Rating Area 5	Tobacco User/Non-Tobacco User	32	268.08	274.78
33709PA1050001	Rating Area 5	Tobacco User/Non-Tobacco User	33	271.48	278.27
33709PA1050001	Rating Area 5	Tobacco User/Non-Tobacco User	34	275.10	281.98
33709PA1050001	Rating Area 5	Tobacco User/Non-Tobacco User	35	276.92	283.84
33709PA1050001	Rating Area 5	Tobacco User/Non-Tobacco User	36	278.73	285.70
33709PA1050001	Rating Area 5	Tobacco User/Non-Tobacco User	37	280.54	287.55
33709PA1050001	Rating Area 5	Tobacco User/Non-Tobacco User	38	282.36	289.42
33709PA1050001	Rating Area 5	Tobacco User/Non-Tobacco User	39	285.98	293.13
33709PA1050001	Rating Area 5	Tobacco User/Non-Tobacco User	40	289.61	318.57
33709PA1050001	Rating Area 5	Tobacco User/Non-Tobacco User	41	295.05	326.03
33709PA1050001	Rating Area 5	Tobacco User/Non-Tobacco User	42	300.26	333.89
33709PA1050001	Rating Area 5	Tobacco User/Non-Tobacco User	43	307.51	344.72
33709PA1050001	Rating Area 5	Tobacco User/Non-Tobacco User	44	316.57	358.36
33709PA1050001	Rating Area 5	Tobacco User/Non-Tobacco User	45	327.22	374.67
33709PA1050001	Rating Area 5	Tobacco User/Non-Tobacco User	46	339.92	394.31
33709PA1050001	Rating Area 5	Tobacco User/Non-Tobacco User	47	354.19	416.88
33709PA1050001	Rating Area 5	Tobacco User/Non-Tobacco User	48	370.51	443.13
33709PA1050001	Rating Area 5	Tobacco User/Non-Tobacco User	49	386.60	470.49
33709PA1050001	Rating Area 5	Tobacco User/Non-Tobacco User	50	404.73	495.79
33709PA1050001	Rating Area 5	Tobacco User/Non-Tobacco User	51	422.63	517.72
33709PA1050001	Rating Area 5	Tobacco User/Non-Tobacco User	52	442.34	541.87
33709PA1050001	Rating Area 5	Tobacco User/Non-Tobacco User	53	462.28	566.29
33709PA1050001	Rating Area 5	Tobacco User/Non-Tobacco User	54	483.81	592.67
33709PA1050001	Rating Area 5	Tobacco User/Non-Tobacco User	55	505.34	619.04
33709PA1050001	Rating Area 5	Tobacco User/Non-Tobacco User	56	528.68	647.63
33709PA1050001	Rating Area 5	Tobacco User/Non-Tobacco User	57	552.25	676.51
33709PA1050001	Rating Area 5	Tobacco User/Non-Tobacco User	58	577.40	707.32
33709PA1050001	Rating Area 5	Tobacco User/Non-Tobacco User	59	589.87	722.59
33709PA1050001	Rating Area 5	Tobacco User/Non-Tobacco User	60	615.02	753.40
33709PA1050001	Rating Area 5	Tobacco User/Non-Tobacco User	61	636.77	780.04
33709PA1050001	Rating Area 5	Tobacco User/Non-Tobacco User	62	651.05	797.54
33709PA1050001	Rating Area 5	Tobacco User/Non-Tobacco User	63	668.95	819.46
33709PA1050001	Rating Area 5	Tobacco User/Non-Tobacco User	64 and over	679.83	832.79
33709PA1080001	Rating Area 1	Tobacco User/Non-Tobacco User	0-14	261.99	261.99
33709PA1080001	Rating Area 1	Tobacco User/Non-Tobacco User	15	285.28	285.28
33709PA1080001	Rating Area 1	Tobacco User/Non-Tobacco User	16	294.18	294.18
33709PA1080001	Rating Area 1	Tobacco User/Non-Tobacco User	17	303.09	303.09
33709PA1080001	Rating Area 1	Tobacco User/Non-Tobacco User	18	312.68	312.68
33709PA1080001	Rating Area 1	Tobacco User/Non-Tobacco User	19	322.26	322.26
33709PA1080001	Rating Area 1	Tobacco User/Non-Tobacco User	20	332.20	332.20
33709PA1080001	Rating Area 1	Tobacco User/Non-Tobacco User	21	342.47	351.03
33709PA1080001	Rating Area 1	Tobacco User/Non-Tobacco User	22	342.47	351.03
33709PA1080001	Rating Area 1	Tobacco User/Non-Tobacco User	23	342.47	351.03
33709PA1080001	Rating Area 1	Tobacco User/Non-Tobacco User	24	342.47	351.03
33709PA1080001	Rating Area 1	Tobacco User/Non-Tobacco User	25	343.84	352.44
33709PA1080001	Rating Area 1	Tobacco User/Non-Tobacco User	26	350.69	359.46
33709PA1080001	Rating Area 1	Tobacco User/Non-Tobacco User	27	358.91	367.88

33709PA1080001	Rating Area 1	Tobacco User/Non-Tobacco User	28	372.26	381.57
33709PA1080001	Rating Area 1	Tobacco User/Non-Tobacco User	29	383.22	392.80
33709PA1080001	Rating Area 1	Tobacco User/Non-Tobacco User	30	388.70	398.42
33709PA1080001	Rating Area 1	Tobacco User/Non-Tobacco User	31	396.92	406.84
33709PA1080001	Rating Area 1	Tobacco User/Non-Tobacco User	32	405.14	415.27
33709PA1080001	Rating Area 1	Tobacco User/Non-Tobacco User	33	410.28	420.54
33709PA1080001	Rating Area 1	Tobacco User/Non-Tobacco User	34	415.76	426.15
33709PA1080001	Rating Area 1	Tobacco User/Non-Tobacco User	35	418.50	428.96
33709PA1080001	Rating Area 1	Tobacco User/Non-Tobacco User	36	421.24	431.77
33709PA1080001	Rating Area 1	Tobacco User/Non-Tobacco User	37	423.98	434.58
33709PA1080001	Rating Area 1	Tobacco User/Non-Tobacco User	38	426.72	437.39
33709PA1080001	Rating Area 1	Tobacco User/Non-Tobacco User	39	432.20	443.01
33709PA1080001	Rating Area 1	Tobacco User/Non-Tobacco User	40	437.68	481.45
33709PA1080001	Rating Area 1	Tobacco User/Non-Tobacco User	41	445.90	492.72
33709PA1080001	Rating Area 1	Tobacco User/Non-Tobacco User	42	453.77	504.59
33709PA1080001	Rating Area 1	Tobacco User/Non-Tobacco User	43	464.73	520.96
33709PA1080001	Rating Area 1	Tobacco User/Non-Tobacco User	44	478.43	541.58
33709PA1080001	Rating Area 1	Tobacco User/Non-Tobacco User	45	494.53	566.24
33709PA1080001	Rating Area 1	Tobacco User/Non-Tobacco User	46	513.71	595.90
33709PA1080001	Rating Area 1	Tobacco User/Non-Tobacco User	47	535.28	630.02
33709PA1080001	Rating Area 1	Tobacco User/Non-Tobacco User	48	559.94	669.69
33709PA1080001	Rating Area 1	Tobacco User/Non-Tobacco User	49	584.25	711.03
33709PA1080001	Rating Area 1	Tobacco User/Non-Tobacco User	50	611.65	749.27
33709PA1080001	Rating Area 1	Tobacco User/Non-Tobacco User	51	638.71	782.42
33709PA1080001	Rating Area 1	Tobacco User/Non-Tobacco User	52	668.50	818.91
33709PA1080001	Rating Area 1	Tobacco User/Non-Tobacco User	53	698.64	855.83
33709PA1080001	Rating Area 1	Tobacco User/Non-Tobacco User	54	731.17	895.68
33709PA1080001	Rating Area 1	Tobacco User/Non-Tobacco User	55	763.71	935.54
33709PA1080001	Rating Area 1	Tobacco User/Non-Tobacco User	56	798.98	978.75
33709PA1080001	Rating Area 1	Tobacco User/Non-Tobacco User	57	834.60	1022.39
33709PA1080001	Rating Area 1	Tobacco User/Non-Tobacco User	58	872.61	1068.95
33709PA1080001	Rating Area 1	Tobacco User/Non-Tobacco User	59	891.45	1092.03
33709PA1080001	Rating Area 1	Tobacco User/Non-Tobacco User	60	929.46	1138.59
33709PA1080001	Rating Area 1	Tobacco User/Non-Tobacco User	61	962.34	1178.87
33709PA1080001	Rating Area 1	Tobacco User/Non-Tobacco User	62	983.92	1205.30
33709PA1080001	Rating Area 1	Tobacco User/Non-Tobacco User	63	1010.97	1238.44
33709PA1080001	Rating Area 1	Tobacco User/Non-Tobacco User	64 and over	1027.41	1258.58
33709PA1080001	Rating Area 2	Tobacco User/Non-Tobacco User	0-14	261.99	261.99
33709PA1080001	Rating Area 2	Tobacco User/Non-Tobacco User	15	285.28	285.28
33709PA1080001	Rating Area 2	Tobacco User/Non-Tobacco User	16	294.18	294.18
33709PA1080001	Rating Area 2	Tobacco User/Non-Tobacco User	17	303.09	303.09
33709PA1080001	Rating Area 2	Tobacco User/Non-Tobacco User	18	312.68	312.68
33709PA1080001	Rating Area 2	Tobacco User/Non-Tobacco User	19	322.26	322.26
33709PA1080001	Rating Area 2	Tobacco User/Non-Tobacco User	20	332.20	332.20
33709PA1080001	Rating Area 2	Tobacco User/Non-Tobacco User	21	342.47	351.03
33709PA1080001	Rating Area 2	Tobacco User/Non-Tobacco User	22	342.47	351.03
33709PA1080001	Rating Area 2	Tobacco User/Non-Tobacco User	23	342.47	351.03
33709PA1080001	Rating Area 2	Tobacco User/Non-Tobacco User	24	342.47	351.03
33709PA1080001	Rating Area 2	Tobacco User/Non-Tobacco User	25	343.84	352.44
33709PA1080001	Rating Area 2	Tobacco User/Non-Tobacco User	26	350.69	359.46
33709PA1080001	Rating Area 2	Tobacco User/Non-Tobacco User	27	358.91	367.88
33709PA1080001	Rating Area 2	Tobacco User/Non-Tobacco User	28	372.26	381.57
33709PA1080001	Rating Area 2	Tobacco User/Non-Tobacco User	29	383.22	392.80
33709PA1080001	Rating Area 2	Tobacco User/Non-Tobacco User	30	388.70	398.42
33709PA1080001	Rating Area 2	Tobacco User/Non-Tobacco User	31	396.92	406.84
33709PA1080001	Rating Area 2	Tobacco User/Non-Tobacco User	32	405.14	415.27
33709PA1080001	Rating Area 2	Tobacco User/Non-Tobacco User	33	410.28	420.54
33709PA1080001	Rating Area 2	Tobacco User/Non-Tobacco User	34	415.76	426.15
33709PA1080001	Rating Area 2	Tobacco User/Non-Tobacco User	35	418.50	428.96
33709PA1080001	Rating Area 2	Tobacco User/Non-Tobacco User	36	421.24	431.77
33709PA1080001	Rating Area 2	Tobacco User/Non-Tobacco User	37	423.98	434.58
33709PA1080001	Rating Area 2	Tobacco User/Non-Tobacco User	38	426.72	437.39
33709PA1080001	Rating Area 2	Tobacco User/Non-Tobacco User	39	432.20	443.01
33709PA1080001	Rating Area 2	Tobacco User/Non-Tobacco User	40	437.68	481.45
33709PA1080001	Rating Area 2	Tobacco User/Non-Tobacco User	41	445.90	492.72
33709PA1080001	Rating Area 2	Tobacco User/Non-Tobacco User	42	453.77	504.59

33709PA1080001	Rating Area 2	Tobacco User/Non-Tobacco User	43	464.73	520.96
33709PA1080001	Rating Area 2	Tobacco User/Non-Tobacco User	44	478.43	541.58
33709PA1080001	Rating Area 2	Tobacco User/Non-Tobacco User	45	494.53	566.24
33709PA1080001	Rating Area 2	Tobacco User/Non-Tobacco User	46	513.71	595.90
33709PA1080001	Rating Area 2	Tobacco User/Non-Tobacco User	47	535.28	630.02
33709PA1080001	Rating Area 2	Tobacco User/Non-Tobacco User	48	559.94	669.69
33709PA1080001	Rating Area 2	Tobacco User/Non-Tobacco User	49	584.25	711.03
33709PA1080001	Rating Area 2	Tobacco User/Non-Tobacco User	50	611.65	749.27
33709PA1080001	Rating Area 2	Tobacco User/Non-Tobacco User	51	638.71	782.42
33709PA1080001	Rating Area 2	Tobacco User/Non-Tobacco User	52	668.50	818.91
33709PA1080001	Rating Area 2	Tobacco User/Non-Tobacco User	53	698.64	855.83
33709PA1080001	Rating Area 2	Tobacco User/Non-Tobacco User	54	731.17	895.68
33709PA1080001	Rating Area 2	Tobacco User/Non-Tobacco User	55	763.71	935.54
33709PA1080001	Rating Area 2	Tobacco User/Non-Tobacco User	56	798.98	978.75
33709PA1080001	Rating Area 2	Tobacco User/Non-Tobacco User	57	834.60	1022.39
33709PA1080001	Rating Area 2	Tobacco User/Non-Tobacco User	58	872.61	1068.95
33709PA1080001	Rating Area 2	Tobacco User/Non-Tobacco User	59	891.45	1092.03
33709PA1080001	Rating Area 2	Tobacco User/Non-Tobacco User	60	929.46	1138.59
33709PA1080001	Rating Area 2	Tobacco User/Non-Tobacco User	61	962.34	1178.87
33709PA1080001	Rating Area 2	Tobacco User/Non-Tobacco User	62	983.92	1205.30
33709PA1080001	Rating Area 2	Tobacco User/Non-Tobacco User	63	1010.97	1238.44
33709PA1080001	Rating Area 2	Tobacco User/Non-Tobacco User	64 and over	1027.41	1258.58
33709PA1080001	Rating Area 4	Tobacco User/Non-Tobacco User	0-14	261.99	261.99
33709PA1080001	Rating Area 4	Tobacco User/Non-Tobacco User	15	285.28	285.28
33709PA1080001	Rating Area 4	Tobacco User/Non-Tobacco User	16	294.18	294.18
33709PA1080001	Rating Area 4	Tobacco User/Non-Tobacco User	17	303.09	303.09
33709PA1080001	Rating Area 4	Tobacco User/Non-Tobacco User	18	312.68	312.68
33709PA1080001	Rating Area 4	Tobacco User/Non-Tobacco User	19	322.26	322.26
33709PA1080001	Rating Area 4	Tobacco User/Non-Tobacco User	20	332.20	332.20
33709PA1080001	Rating Area 4	Tobacco User/Non-Tobacco User	21	342.47	351.03
33709PA1080001	Rating Area 4	Tobacco User/Non-Tobacco User	22	342.47	351.03
33709PA1080001	Rating Area 4	Tobacco User/Non-Tobacco User	23	342.47	351.03
33709PA1080001	Rating Area 4	Tobacco User/Non-Tobacco User	24	342.47	351.03
33709PA1080001	Rating Area 4	Tobacco User/Non-Tobacco User	25	343.84	352.44
33709PA1080001	Rating Area 4	Tobacco User/Non-Tobacco User	26	350.69	359.46
33709PA1080001	Rating Area 4	Tobacco User/Non-Tobacco User	27	358.91	367.88
33709PA1080001	Rating Area 4	Tobacco User/Non-Tobacco User	28	372.26	381.57
33709PA1080001	Rating Area 4	Tobacco User/Non-Tobacco User	29	383.22	392.80
33709PA1080001	Rating Area 4	Tobacco User/Non-Tobacco User	30	388.70	398.42
33709PA1080001	Rating Area 4	Tobacco User/Non-Tobacco User	31	396.92	406.84
33709PA1080001	Rating Area 4	Tobacco User/Non-Tobacco User	32	405.14	415.27
33709PA1080001	Rating Area 4	Tobacco User/Non-Tobacco User	33	410.28	420.54
33709PA1080001	Rating Area 4	Tobacco User/Non-Tobacco User	34	415.76	426.15
33709PA1080001	Rating Area 4	Tobacco User/Non-Tobacco User	35	418.50	428.96
33709PA1080001	Rating Area 4	Tobacco User/Non-Tobacco User	36	421.24	431.77
33709PA1080001	Rating Area 4	Tobacco User/Non-Tobacco User	37	423.98	434.58
33709PA1080001	Rating Area 4	Tobacco User/Non-Tobacco User	38	426.72	437.39
33709PA1080001	Rating Area 4	Tobacco User/Non-Tobacco User	39	432.20	443.01
33709PA1080001	Rating Area 4	Tobacco User/Non-Tobacco User	40	437.68	481.45
33709PA1080001	Rating Area 4	Tobacco User/Non-Tobacco User	41	445.90	492.72
33709PA1080001	Rating Area 4	Tobacco User/Non-Tobacco User	42	453.77	504.59
33709PA1080001	Rating Area 4	Tobacco User/Non-Tobacco User	43	464.73	520.96
33709PA1080001	Rating Area 4	Tobacco User/Non-Tobacco User	44	478.43	541.58
33709PA1080001	Rating Area 4	Tobacco User/Non-Tobacco User	45	494.53	566.24
33709PA1080001	Rating Area 4	Tobacco User/Non-Tobacco User	46	513.71	595.90
33709PA1080001	Rating Area 4	Tobacco User/Non-Tobacco User	47	535.28	630.02
33709PA1080001	Rating Area 4	Tobacco User/Non-Tobacco User	48	559.94	669.69
33709PA1080001	Rating Area 4	Tobacco User/Non-Tobacco User	49	584.25	711.03
33709PA1080001	Rating Area 4	Tobacco User/Non-Tobacco User	50	611.65	749.27
33709PA1080001	Rating Area 4	Tobacco User/Non-Tobacco User	51	638.71	782.42
33709PA1080001	Rating Area 4	Tobacco User/Non-Tobacco User	52	668.50	818.91
33709PA1080001	Rating Area 4	Tobacco User/Non-Tobacco User	53	698.64	855.83
33709PA1080001	Rating Area 4	Tobacco User/Non-Tobacco User	54	731.17	895.68
33709PA1080001	Rating Area 4	Tobacco User/Non-Tobacco User	55	763.71	935.54
33709PA1080001	Rating Area 4	Tobacco User/Non-Tobacco User	56	798.98	978.75
33709PA1080001	Rating Area 4	Tobacco User/Non-Tobacco User	57	834.60	1022.39

33709PA1080001	Rating Area 4	Tobacco User/Non-Tobacco User	58	872.61	1068.95
33709PA1080001	Rating Area 4	Tobacco User/Non-Tobacco User	59	891.45	1092.03
33709PA1080001	Rating Area 4	Tobacco User/Non-Tobacco User	60	929.46	1138.59
33709PA1080001	Rating Area 4	Tobacco User/Non-Tobacco User	61	962.34	1178.87
33709PA1080001	Rating Area 4	Tobacco User/Non-Tobacco User	62	983.92	1205.30
33709PA1080001	Rating Area 4	Tobacco User/Non-Tobacco User	63	1010.97	1238.44
33709PA1080001	Rating Area 4	Tobacco User/Non-Tobacco User	64 and over	1027.41	1258.58
33709PA1080001	Rating Area 5	Tobacco User/Non-Tobacco User	0-14	261.99	261.99
33709PA1080001	Rating Area 5	Tobacco User/Non-Tobacco User	15	285.28	285.28
33709PA1080001	Rating Area 5	Tobacco User/Non-Tobacco User	16	294.18	294.18
33709PA1080001	Rating Area 5	Tobacco User/Non-Tobacco User	17	303.09	303.09
33709PA1080001	Rating Area 5	Tobacco User/Non-Tobacco User	18	312.68	312.68
33709PA1080001	Rating Area 5	Tobacco User/Non-Tobacco User	19	322.26	322.26
33709PA1080001	Rating Area 5	Tobacco User/Non-Tobacco User	20	332.20	332.20
33709PA1080001	Rating Area 5	Tobacco User/Non-Tobacco User	21	342.47	351.03
33709PA1080001	Rating Area 5	Tobacco User/Non-Tobacco User	22	342.47	351.03
33709PA1080001	Rating Area 5	Tobacco User/Non-Tobacco User	23	342.47	351.03
33709PA1080001	Rating Area 5	Tobacco User/Non-Tobacco User	24	342.47	351.03
33709PA1080001	Rating Area 5	Tobacco User/Non-Tobacco User	25	343.84	352.44
33709PA1080001	Rating Area 5	Tobacco User/Non-Tobacco User	26	350.69	359.46
33709PA1080001	Rating Area 5	Tobacco User/Non-Tobacco User	27	358.91	367.88
33709PA1080001	Rating Area 5	Tobacco User/Non-Tobacco User	28	372.26	381.57
33709PA1080001	Rating Area 5	Tobacco User/Non-Tobacco User	29	383.22	392.80
33709PA1080001	Rating Area 5	Tobacco User/Non-Tobacco User	30	388.70	398.42
33709PA1080001	Rating Area 5	Tobacco User/Non-Tobacco User	31	396.92	406.84
33709PA1080001	Rating Area 5	Tobacco User/Non-Tobacco User	32	405.14	415.27
33709PA1080001	Rating Area 5	Tobacco User/Non-Tobacco User	33	410.28	420.54
33709PA1080001	Rating Area 5	Tobacco User/Non-Tobacco User	34	415.76	426.15
33709PA1080001	Rating Area 5	Tobacco User/Non-Tobacco User	35	418.50	428.96
33709PA1080001	Rating Area 5	Tobacco User/Non-Tobacco User	36	421.24	431.77
33709PA1080001	Rating Area 5	Tobacco User/Non-Tobacco User	37	423.98	434.58
33709PA1080001	Rating Area 5	Tobacco User/Non-Tobacco User	38	426.72	437.39
33709PA1080001	Rating Area 5	Tobacco User/Non-Tobacco User	39	432.20	443.01
33709PA1080001	Rating Area 5	Tobacco User/Non-Tobacco User	40	437.68	481.45
33709PA1080001	Rating Area 5	Tobacco User/Non-Tobacco User	41	445.90	492.72
33709PA1080001	Rating Area 5	Tobacco User/Non-Tobacco User	42	453.77	504.59
33709PA1080001	Rating Area 5	Tobacco User/Non-Tobacco User	43	464.73	520.96
33709PA1080001	Rating Area 5	Tobacco User/Non-Tobacco User	44	478.43	541.58
33709PA1080001	Rating Area 5	Tobacco User/Non-Tobacco User	45	494.53	566.24
33709PA1080001	Rating Area 5	Tobacco User/Non-Tobacco User	46	513.71	595.90
33709PA1080001	Rating Area 5	Tobacco User/Non-Tobacco User	47	535.28	630.02
33709PA1080001	Rating Area 5	Tobacco User/Non-Tobacco User	48	559.94	669.69
33709PA1080001	Rating Area 5	Tobacco User/Non-Tobacco User	49	584.25	711.03
33709PA1080001	Rating Area 5	Tobacco User/Non-Tobacco User	50	611.65	749.27
33709PA1080001	Rating Area 5	Tobacco User/Non-Tobacco User	51	638.71	782.42
33709PA1080001	Rating Area 5	Tobacco User/Non-Tobacco User	52	668.50	818.91
33709PA1080001	Rating Area 5	Tobacco User/Non-Tobacco User	53	698.64	855.83
33709PA1080001	Rating Area 5	Tobacco User/Non-Tobacco User	54	731.17	895.68
33709PA1080001	Rating Area 5	Tobacco User/Non-Tobacco User	55	763.71	935.54
33709PA1080001	Rating Area 5	Tobacco User/Non-Tobacco User	56	798.98	978.75
33709PA1080001	Rating Area 5	Tobacco User/Non-Tobacco User	57	834.60	1022.39
33709PA1080001	Rating Area 5	Tobacco User/Non-Tobacco User	58	872.61	1068.95
33709PA1080001	Rating Area 5	Tobacco User/Non-Tobacco User	59	891.45	1092.03
33709PA1080001	Rating Area 5	Tobacco User/Non-Tobacco User	60	929.46	1138.59
33709PA1080001	Rating Area 5	Tobacco User/Non-Tobacco User	61	962.34	1178.87
33709PA1080001	Rating Area 5	Tobacco User/Non-Tobacco User	62	983.92	1205.30
33709PA1080001	Rating Area 5	Tobacco User/Non-Tobacco User	63	1010.97	1238.44
33709PA1080001	Rating Area 5	Tobacco User/Non-Tobacco User	64 and over	1027.41	1258.58
33709PA1080001	Rating Area 6	Tobacco User/Non-Tobacco User	0-14	280.90	280.90
33709PA1080001	Rating Area 6	Tobacco User/Non-Tobacco User	15	305.87	305.87
33709PA1080001	Rating Area 6	Tobacco User/Non-Tobacco User	16	315.42	315.42
33709PA1080001	Rating Area 6	Tobacco User/Non-Tobacco User	17	324.96	324.96
33709PA1080001	Rating Area 6	Tobacco User/Non-Tobacco User	18	335.24	335.24
33709PA1080001	Rating Area 6	Tobacco User/Non-Tobacco User	19	345.53	345.53
33709PA1080001	Rating Area 6	Tobacco User/Non-Tobacco User	20	356.17	356.17
33709PA1080001	Rating Area 6	Tobacco User/Non-Tobacco User	21	367.19	376.37

33709PA1080001	Rating Area 6	Tobacco User/Non-Tobacco User	22	367.19	376.37
33709PA1080001	Rating Area 6	Tobacco User/Non-Tobacco User	23	367.19	376.37
33709PA1080001	Rating Area 6	Tobacco User/Non-Tobacco User	24	367.19	376.37
33709PA1080001	Rating Area 6	Tobacco User/Non-Tobacco User	25	368.66	377.88
33709PA1080001	Rating Area 6	Tobacco User/Non-Tobacco User	26	376.00	385.40
33709PA1080001	Rating Area 6	Tobacco User/Non-Tobacco User	27	384.82	394.44
33709PA1080001	Rating Area 6	Tobacco User/Non-Tobacco User	28	399.14	409.12
33709PA1080001	Rating Area 6	Tobacco User/Non-Tobacco User	29	410.89	421.16
33709PA1080001	Rating Area 6	Tobacco User/Non-Tobacco User	30	416.76	427.18
33709PA1080001	Rating Area 6	Tobacco User/Non-Tobacco User	31	425.57	436.21
33709PA1080001	Rating Area 6	Tobacco User/Non-Tobacco User	32	434.39	445.25
33709PA1080001	Rating Area 6	Tobacco User/Non-Tobacco User	33	439.89	450.89
33709PA1080001	Rating Area 6	Tobacco User/Non-Tobacco User	34	445.77	456.91
33709PA1080001	Rating Area 6	Tobacco User/Non-Tobacco User	35	448.71	459.93
33709PA1080001	Rating Area 6	Tobacco User/Non-Tobacco User	36	451.64	462.93
33709PA1080001	Rating Area 6	Tobacco User/Non-Tobacco User	37	454.58	465.94
33709PA1080001	Rating Area 6	Tobacco User/Non-Tobacco User	38	457.52	468.96
33709PA1080001	Rating Area 6	Tobacco User/Non-Tobacco User	39	463.39	474.97
33709PA1080001	Rating Area 6	Tobacco User/Non-Tobacco User	40	469.27	516.20
33709PA1080001	Rating Area 6	Tobacco User/Non-Tobacco User	41	478.08	528.28
33709PA1080001	Rating Area 6	Tobacco User/Non-Tobacco User	42	486.53	541.02
33709PA1080001	Rating Area 6	Tobacco User/Non-Tobacco User	43	498.28	558.57
33709PA1080001	Rating Area 6	Tobacco User/Non-Tobacco User	44	512.96	580.67
33709PA1080001	Rating Area 6	Tobacco User/Non-Tobacco User	45	530.22	607.10
33709PA1080001	Rating Area 6	Tobacco User/Non-Tobacco User	46	550.79	638.92
33709PA1080001	Rating Area 6	Tobacco User/Non-Tobacco User	47	573.92	675.50
33709PA1080001	Rating Area 6	Tobacco User/Non-Tobacco User	48	600.36	718.03
33709PA1080001	Rating Area 6	Tobacco User/Non-Tobacco User	49	626.43	762.37
33709PA1080001	Rating Area 6	Tobacco User/Non-Tobacco User	50	655.80	803.36
33709PA1080001	Rating Area 6	Tobacco User/Non-Tobacco User	51	684.81	838.89
33709PA1080001	Rating Area 6	Tobacco User/Non-Tobacco User	52	716.75	878.02
33709PA1080001	Rating Area 6	Tobacco User/Non-Tobacco User	53	749.07	917.61
33709PA1080001	Rating Area 6	Tobacco User/Non-Tobacco User	54	783.95	960.34
33709PA1080001	Rating Area 6	Tobacco User/Non-Tobacco User	55	818.83	1003.07
33709PA1080001	Rating Area 6	Tobacco User/Non-Tobacco User	56	856.65	1049.40
33709PA1080001	Rating Area 6	Tobacco User/Non-Tobacco User	57	894.84	1096.18
33709PA1080001	Rating Area 6	Tobacco User/Non-Tobacco User	58	935.60	1146.11
33709PA1080001	Rating Area 6	Tobacco User/Non-Tobacco User	59	955.80	1170.86
33709PA1080001	Rating Area 6	Tobacco User/Non-Tobacco User	60	996.55	1220.77
33709PA1080001	Rating Area 6	Tobacco User/Non-Tobacco User	61	1031.80	1263.96
33709PA1080001	Rating Area 6	Tobacco User/Non-Tobacco User	62	1054.94	1292.30
33709PA1080001	Rating Area 6	Tobacco User/Non-Tobacco User	63	1083.94	1327.83
33709PA1080001	Rating Area 6	Tobacco User/Non-Tobacco User	64 and over	1101.57	1349.42
33709PA0930001	Rating Area 1	Tobacco User/Non-Tobacco User	0-14	227.60	227.60
33709PA0930001	Rating Area 1	Tobacco User/Non-Tobacco User	15	247.83	247.83
33709PA0930001	Rating Area 1	Tobacco User/Non-Tobacco User	16	255.56	255.56
33709PA0930001	Rating Area 1	Tobacco User/Non-Tobacco User	17	263.30	263.30
33709PA0930001	Rating Area 1	Tobacco User/Non-Tobacco User	18	271.63	271.63
33709PA0930001	Rating Area 1	Tobacco User/Non-Tobacco User	19	279.96	279.96
33709PA0930001	Rating Area 1	Tobacco User/Non-Tobacco User	20	288.58	288.58
33709PA0930001	Rating Area 1	Tobacco User/Non-Tobacco User	21	297.51	304.95
33709PA0930001	Rating Area 1	Tobacco User/Non-Tobacco User	22	297.51	304.95
33709PA0930001	Rating Area 1	Tobacco User/Non-Tobacco User	23	297.51	304.95
33709PA0930001	Rating Area 1	Tobacco User/Non-Tobacco User	24	297.51	304.95
33709PA0930001	Rating Area 1	Tobacco User/Non-Tobacco User	25	298.70	306.17
33709PA0930001	Rating Area 1	Tobacco User/Non-Tobacco User	26	304.65	312.27
33709PA0930001	Rating Area 1	Tobacco User/Non-Tobacco User	27	311.79	319.58
33709PA0930001	Rating Area 1	Tobacco User/Non-Tobacco User	28	323.39	331.47
33709PA0930001	Rating Area 1	Tobacco User/Non-Tobacco User	29	332.91	341.23
33709PA0930001	Rating Area 1	Tobacco User/Non-Tobacco User	30	337.67	346.11
33709PA0930001	Rating Area 1	Tobacco User/Non-Tobacco User	31	344.81	353.43
33709PA0930001	Rating Area 1	Tobacco User/Non-Tobacco User	32	351.95	360.75
33709PA0930001	Rating Area 1	Tobacco User/Non-Tobacco User	33	356.42	365.33
33709PA0930001	Rating Area 1	Tobacco User/Non-Tobacco User	34	361.18	370.21
33709PA0930001	Rating Area 1	Tobacco User/Non-Tobacco User	35	363.56	372.65
33709PA0930001	Rating Area 1	Tobacco User/Non-Tobacco User	36	365.94	375.09

33709PA0930001	Rating Area 1	Tobacco User/Non-Tobacco User	37	368.32	377.53
33709PA0930001	Rating Area 1	Tobacco User/Non-Tobacco User	38	370.70	379.97
33709PA0930001	Rating Area 1	Tobacco User/Non-Tobacco User	39	375.46	384.85
33709PA0930001	Rating Area 1	Tobacco User/Non-Tobacco User	40	380.22	418.24
33709PA0930001	Rating Area 1	Tobacco User/Non-Tobacco User	41	387.36	428.03
33709PA0930001	Rating Area 1	Tobacco User/Non-Tobacco User	42	394.20	438.35
33709PA0930001	Rating Area 1	Tobacco User/Non-Tobacco User	43	403.72	452.57
33709PA0930001	Rating Area 1	Tobacco User/Non-Tobacco User	44	415.62	470.48
33709PA0930001	Rating Area 1	Tobacco User/Non-Tobacco User	45	429.60	491.89
33709PA0930001	Rating Area 1	Tobacco User/Non-Tobacco User	46	446.27	517.67
33709PA0930001	Rating Area 1	Tobacco User/Non-Tobacco User	47	465.01	547.32
33709PA0930001	Rating Area 1	Tobacco User/Non-Tobacco User	48	486.43	581.77
33709PA0930001	Rating Area 1	Tobacco User/Non-Tobacco User	49	507.55	617.69
33709PA0930001	Rating Area 1	Tobacco User/Non-Tobacco User	50	531.35	650.90
33709PA0930001	Rating Area 1	Tobacco User/Non-Tobacco User	51	554.86	679.70
33709PA0930001	Rating Area 1	Tobacco User/Non-Tobacco User	52	580.74	711.41
33709PA0930001	Rating Area 1	Tobacco User/Non-Tobacco User	53	606.92	743.48
33709PA0930001	Rating Area 1	Tobacco User/Non-Tobacco User	54	635.18	778.10
33709PA0930001	Rating Area 1	Tobacco User/Non-Tobacco User	55	663.45	812.73
33709PA0930001	Rating Area 1	Tobacco User/Non-Tobacco User	56	694.09	850.26
33709PA0930001	Rating Area 1	Tobacco User/Non-Tobacco User	57	725.03	888.16
33709PA0930001	Rating Area 1	Tobacco User/Non-Tobacco User	58	758.06	928.62
33709PA0930001	Rating Area 1	Tobacco User/Non-Tobacco User	59	774.42	948.66
33709PA0930001	Rating Area 1	Tobacco User/Non-Tobacco User	60	807.44	989.11
33709PA0930001	Rating Area 1	Tobacco User/Non-Tobacco User	61	836.00	1024.10
33709PA0930001	Rating Area 1	Tobacco User/Non-Tobacco User	62	854.75	1047.07
33709PA0930001	Rating Area 1	Tobacco User/Non-Tobacco User	63	878.25	1075.86
33709PA0930001	Rating Area 1	Tobacco User/Non-Tobacco User	64 and over	892.53	1093.35
33709PA0930001	Rating Area 2	Tobacco User/Non-Tobacco User	0-14	227.60	227.60
33709PA0930001	Rating Area 2	Tobacco User/Non-Tobacco User	15	247.83	247.83
33709PA0930001	Rating Area 2	Tobacco User/Non-Tobacco User	16	255.56	255.56
33709PA0930001	Rating Area 2	Tobacco User/Non-Tobacco User	17	263.30	263.30
33709PA0930001	Rating Area 2	Tobacco User/Non-Tobacco User	18	271.63	271.63
33709PA0930001	Rating Area 2	Tobacco User/Non-Tobacco User	19	279.96	279.96
33709PA0930001	Rating Area 2	Tobacco User/Non-Tobacco User	20	288.58	288.58
33709PA0930001	Rating Area 2	Tobacco User/Non-Tobacco User	21	297.51	304.95
33709PA0930001	Rating Area 2	Tobacco User/Non-Tobacco User	22	297.51	304.95
33709PA0930001	Rating Area 2	Tobacco User/Non-Tobacco User	23	297.51	304.95
33709PA0930001	Rating Area 2	Tobacco User/Non-Tobacco User	24	297.51	304.95
33709PA0930001	Rating Area 2	Tobacco User/Non-Tobacco User	25	298.70	306.17
33709PA0930001	Rating Area 2	Tobacco User/Non-Tobacco User	26	304.65	312.27
33709PA0930001	Rating Area 2	Tobacco User/Non-Tobacco User	27	311.79	319.58
33709PA0930001	Rating Area 2	Tobacco User/Non-Tobacco User	28	323.39	331.47
33709PA0930001	Rating Area 2	Tobacco User/Non-Tobacco User	29	332.91	341.23
33709PA0930001	Rating Area 2	Tobacco User/Non-Tobacco User	30	337.67	346.11
33709PA0930001	Rating Area 2	Tobacco User/Non-Tobacco User	31	344.81	353.43
33709PA0930001	Rating Area 2	Tobacco User/Non-Tobacco User	32	351.95	360.75
33709PA0930001	Rating Area 2	Tobacco User/Non-Tobacco User	33	356.42	365.33
33709PA0930001	Rating Area 2	Tobacco User/Non-Tobacco User	34	361.18	370.21
33709PA0930001	Rating Area 2	Tobacco User/Non-Tobacco User	35	363.56	372.65
33709PA0930001	Rating Area 2	Tobacco User/Non-Tobacco User	36	365.94	375.09
33709PA0930001	Rating Area 2	Tobacco User/Non-Tobacco User	37	368.32	377.53
33709PA0930001	Rating Area 2	Tobacco User/Non-Tobacco User	38	370.70	379.97
33709PA0930001	Rating Area 2	Tobacco User/Non-Tobacco User	39	375.46	384.85
33709PA0930001	Rating Area 2	Tobacco User/Non-Tobacco User	40	380.22	418.24
33709PA0930001	Rating Area 2	Tobacco User/Non-Tobacco User	41	387.36	428.03
33709PA0930001	Rating Area 2	Tobacco User/Non-Tobacco User	42	394.20	438.35
33709PA0930001	Rating Area 2	Tobacco User/Non-Tobacco User	43	403.72	452.57
33709PA0930001	Rating Area 2	Tobacco User/Non-Tobacco User	44	415.62	470.48
33709PA0930001	Rating Area 2	Tobacco User/Non-Tobacco User	45	429.60	491.89
33709PA0930001	Rating Area 2	Tobacco User/Non-Tobacco User	46	446.27	517.67
33709PA0930001	Rating Area 2	Tobacco User/Non-Tobacco User	47	465.01	547.32
33709PA0930001	Rating Area 2	Tobacco User/Non-Tobacco User	48	486.43	581.77
33709PA0930001	Rating Area 2	Tobacco User/Non-Tobacco User	49	507.55	617.69
33709PA0930001	Rating Area 2	Tobacco User/Non-Tobacco User	50	531.35	650.90
33709PA0930001	Rating Area 2	Tobacco User/Non-Tobacco User	51	554.86	679.70

33709PA0930001	Rating Area 2	Tobacco User/Non-Tobacco User	52	580.74	711.41
33709PA0930001	Rating Area 2	Tobacco User/Non-Tobacco User	53	606.92	743.48
33709PA0930001	Rating Area 2	Tobacco User/Non-Tobacco User	54	635.18	778.10
33709PA0930001	Rating Area 2	Tobacco User/Non-Tobacco User	55	663.45	812.73
33709PA0930001	Rating Area 2	Tobacco User/Non-Tobacco User	56	694.09	850.26
33709PA0930001	Rating Area 2	Tobacco User/Non-Tobacco User	57	725.03	888.16
33709PA0930001	Rating Area 2	Tobacco User/Non-Tobacco User	58	758.06	928.62
33709PA0930001	Rating Area 2	Tobacco User/Non-Tobacco User	59	774.42	948.66
33709PA0930001	Rating Area 2	Tobacco User/Non-Tobacco User	60	807.44	989.11
33709PA0930001	Rating Area 2	Tobacco User/Non-Tobacco User	61	836.00	1024.10
33709PA0930001	Rating Area 2	Tobacco User/Non-Tobacco User	62	854.75	1047.07
33709PA0930001	Rating Area 2	Tobacco User/Non-Tobacco User	63	878.25	1075.86
33709PA0930001	Rating Area 2	Tobacco User/Non-Tobacco User	64 and over	892.53	1093.35
33709PA0930001	Rating Area 4	Tobacco User/Non-Tobacco User	0-14	227.60	227.60
33709PA0930001	Rating Area 4	Tobacco User/Non-Tobacco User	15	247.83	247.83
33709PA0930001	Rating Area 4	Tobacco User/Non-Tobacco User	16	255.56	255.56
33709PA0930001	Rating Area 4	Tobacco User/Non-Tobacco User	17	263.30	263.30
33709PA0930001	Rating Area 4	Tobacco User/Non-Tobacco User	18	271.63	271.63
33709PA0930001	Rating Area 4	Tobacco User/Non-Tobacco User	19	279.96	279.96
33709PA0930001	Rating Area 4	Tobacco User/Non-Tobacco User	20	288.58	288.58
33709PA0930001	Rating Area 4	Tobacco User/Non-Tobacco User	21	297.51	304.95
33709PA0930001	Rating Area 4	Tobacco User/Non-Tobacco User	22	297.51	304.95
33709PA0930001	Rating Area 4	Tobacco User/Non-Tobacco User	23	297.51	304.95
33709PA0930001	Rating Area 4	Tobacco User/Non-Tobacco User	24	297.51	304.95
33709PA0930001	Rating Area 4	Tobacco User/Non-Tobacco User	25	298.70	306.17
33709PA0930001	Rating Area 4	Tobacco User/Non-Tobacco User	26	304.65	312.27
33709PA0930001	Rating Area 4	Tobacco User/Non-Tobacco User	27	311.79	319.58
33709PA0930001	Rating Area 4	Tobacco User/Non-Tobacco User	28	323.39	331.47
33709PA0930001	Rating Area 4	Tobacco User/Non-Tobacco User	29	332.91	341.23
33709PA0930001	Rating Area 4	Tobacco User/Non-Tobacco User	30	337.67	346.11
33709PA0930001	Rating Area 4	Tobacco User/Non-Tobacco User	31	344.81	353.43
33709PA0930001	Rating Area 4	Tobacco User/Non-Tobacco User	32	351.95	360.75
33709PA0930001	Rating Area 4	Tobacco User/Non-Tobacco User	33	356.42	365.33
33709PA0930001	Rating Area 4	Tobacco User/Non-Tobacco User	34	361.18	370.21
33709PA0930001	Rating Area 4	Tobacco User/Non-Tobacco User	35	363.56	372.65
33709PA0930001	Rating Area 4	Tobacco User/Non-Tobacco User	36	365.94	375.09
33709PA0930001	Rating Area 4	Tobacco User/Non-Tobacco User	37	368.32	377.53
33709PA0930001	Rating Area 4	Tobacco User/Non-Tobacco User	38	370.70	379.97
33709PA0930001	Rating Area 4	Tobacco User/Non-Tobacco User	39	375.46	384.85
33709PA0930001	Rating Area 4	Tobacco User/Non-Tobacco User	40	380.22	418.24
33709PA0930001	Rating Area 4	Tobacco User/Non-Tobacco User	41	387.36	428.03
33709PA0930001	Rating Area 4	Tobacco User/Non-Tobacco User	42	394.20	438.35
33709PA0930001	Rating Area 4	Tobacco User/Non-Tobacco User	43	403.72	452.57
33709PA0930001	Rating Area 4	Tobacco User/Non-Tobacco User	44	415.62	470.48
33709PA0930001	Rating Area 4	Tobacco User/Non-Tobacco User	45	429.60	491.89
33709PA0930001	Rating Area 4	Tobacco User/Non-Tobacco User	46	446.27	517.67
33709PA0930001	Rating Area 4	Tobacco User/Non-Tobacco User	47	465.01	547.32
33709PA0930001	Rating Area 4	Tobacco User/Non-Tobacco User	48	486.43	581.77
33709PA0930001	Rating Area 4	Tobacco User/Non-Tobacco User	49	507.55	617.69
33709PA0930001	Rating Area 4	Tobacco User/Non-Tobacco User	50	531.35	650.90
33709PA0930001	Rating Area 4	Tobacco User/Non-Tobacco User	51	554.86	679.70
33709PA0930001	Rating Area 4	Tobacco User/Non-Tobacco User	52	580.74	711.41
33709PA0930001	Rating Area 4	Tobacco User/Non-Tobacco User	53	606.92	743.48
33709PA0930001	Rating Area 4	Tobacco User/Non-Tobacco User	54	635.18	778.10
33709PA0930001	Rating Area 4	Tobacco User/Non-Tobacco User	55	663.45	812.73
33709PA0930001	Rating Area 4	Tobacco User/Non-Tobacco User	56	694.09	850.26
33709PA0930001	Rating Area 4	Tobacco User/Non-Tobacco User	57	725.03	888.16
33709PA0930001	Rating Area 4	Tobacco User/Non-Tobacco User	58	758.06	928.62
33709PA0930001	Rating Area 4	Tobacco User/Non-Tobacco User	59	774.42	948.66
33709PA0930001	Rating Area 4	Tobacco User/Non-Tobacco User	60	807.44	989.11
33709PA0930001	Rating Area 4	Tobacco User/Non-Tobacco User	61	836.00	1024.10
33709PA0930001	Rating Area 4	Tobacco User/Non-Tobacco User	62	854.75	1047.07
33709PA0930001	Rating Area 4	Tobacco User/Non-Tobacco User	63	878.25	1075.86
33709PA0930001	Rating Area 4	Tobacco User/Non-Tobacco User	64 and over	892.53	1093.35
33709PA0930001	Rating Area 5	Tobacco User/Non-Tobacco User	0-14	227.60	227.60
33709PA0930001	Rating Area 5	Tobacco User/Non-Tobacco User	15	247.83	247.83



33709PA0930001	Rating Area 5	Tobacco User/Non-Tobacco User	16	255.56	255.56
33709PA0930001	Rating Area 5	Tobacco User/Non-Tobacco User	17	263.30	263.30
33709PA0930001	Rating Area 5	Tobacco User/Non-Tobacco User	18	271.63	271.63
33709PA0930001	Rating Area 5	Tobacco User/Non-Tobacco User	19	279.96	279.96
33709PA0930001	Rating Area 5	Tobacco User/Non-Tobacco User	20	288.58	288.58
33709PA0930001	Rating Area 5	Tobacco User/Non-Tobacco User	21	297.51	304.95
33709PA0930001	Rating Area 5	Tobacco User/Non-Tobacco User	22	297.51	304.95
33709PA0930001	Rating Area 5	Tobacco User/Non-Tobacco User	23	297.51	304.95
33709PA0930001	Rating Area 5	Tobacco User/Non-Tobacco User	24	297.51	304.95
33709PA0930001	Rating Area 5	Tobacco User/Non-Tobacco User	25	298.70	306.17
33709PA0930001	Rating Area 5	Tobacco User/Non-Tobacco User	26	304.65	312.27
33709PA0930001	Rating Area 5	Tobacco User/Non-Tobacco User	27	311.79	319.58
33709PA0930001	Rating Area 5	Tobacco User/Non-Tobacco User	28	323.39	331.47
33709PA0930001	Rating Area 5	Tobacco User/Non-Tobacco User	29	332.91	341.23
33709PA0930001	Rating Area 5	Tobacco User/Non-Tobacco User	30	337.67	346.11
33709PA0930001	Rating Area 5	Tobacco User/Non-Tobacco User	31	344.81	353.43
33709PA0930001	Rating Area 5	Tobacco User/Non-Tobacco User	32	351.95	360.75
33709PA0930001	Rating Area 5	Tobacco User/Non-Tobacco User	33	356.42	365.33
33709PA0930001	Rating Area 5	Tobacco User/Non-Tobacco User	34	361.18	370.21
33709PA0930001	Rating Area 5	Tobacco User/Non-Tobacco User	35	363.56	372.65
33709PA0930001	Rating Area 5	Tobacco User/Non-Tobacco User	36	365.94	375.09
33709PA0930001	Rating Area 5	Tobacco User/Non-Tobacco User	37	368.32	377.53
33709PA0930001	Rating Area 5	Tobacco User/Non-Tobacco User	38	370.70	379.97
33709PA0930001	Rating Area 5	Tobacco User/Non-Tobacco User	39	375.46	384.85
33709PA0930001	Rating Area 5	Tobacco User/Non-Tobacco User	40	380.22	418.24
33709PA0930001	Rating Area 5	Tobacco User/Non-Tobacco User	41	387.36	428.03
33709PA0930001	Rating Area 5	Tobacco User/Non-Tobacco User	42	394.20	438.35
33709PA0930001	Rating Area 5	Tobacco User/Non-Tobacco User	43	403.72	452.57
33709PA0930001	Rating Area 5	Tobacco User/Non-Tobacco User	44	415.62	470.48
33709PA0930001	Rating Area 5	Tobacco User/Non-Tobacco User	45	429.60	491.89
33709PA0930001	Rating Area 5	Tobacco User/Non-Tobacco User	46	446.27	517.67
33709PA0930001	Rating Area 5	Tobacco User/Non-Tobacco User	47	465.01	547.32
33709PA0930001	Rating Area 5	Tobacco User/Non-Tobacco User	48	486.43	581.77
33709PA0930001	Rating Area 5	Tobacco User/Non-Tobacco User	49	507.55	617.69
33709PA0930001	Rating Area 5	Tobacco User/Non-Tobacco User	50	531.35	650.90
33709PA0930001	Rating Area 5	Tobacco User/Non-Tobacco User	51	554.86	679.70
33709PA0930001	Rating Area 5	Tobacco User/Non-Tobacco User	52	580.74	711.41
33709PA0930001	Rating Area 5	Tobacco User/Non-Tobacco User	53	606.92	743.48
33709PA0930001	Rating Area 5	Tobacco User/Non-Tobacco User	54	635.18	778.10
33709PA0930001	Rating Area 5	Tobacco User/Non-Tobacco User	55	663.45	812.73
33709PA0930001	Rating Area 5	Tobacco User/Non-Tobacco User	56	694.09	850.26
33709PA0930001	Rating Area 5	Tobacco User/Non-Tobacco User	57	725.03	888.16
33709PA0930001	Rating Area 5	Tobacco User/Non-Tobacco User	58	758.06	928.62
33709PA0930001	Rating Area 5	Tobacco User/Non-Tobacco User	59	774.42	948.66
33709PA0930001	Rating Area 5	Tobacco User/Non-Tobacco User	60	807.44	989.11
33709PA0930001	Rating Area 5	Tobacco User/Non-Tobacco User	61	836.00	1024.10
33709PA0930001	Rating Area 5	Tobacco User/Non-Tobacco User	62	854.75	1047.07
33709PA0930001	Rating Area 5	Tobacco User/Non-Tobacco User	63	878.25	1075.86
33709PA0930001	Rating Area 5	Tobacco User/Non-Tobacco User	64 and over	892.53	1093.35
33709PA0930001	Rating Area 6	Tobacco User/Non-Tobacco User	0-14	244.02	244.02
33709PA0930001	Rating Area 6	Tobacco User/Non-Tobacco User	15	265.71	265.71
33709PA0930001	Rating Area 6	Tobacco User/Non-Tobacco User	16	274.00	274.00
33709PA0930001	Rating Area 6	Tobacco User/Non-Tobacco User	17	282.30	282.30
33709PA0930001	Rating Area 6	Tobacco User/Non-Tobacco User	18	291.23	291.23
33709PA0930001	Rating Area 6	Tobacco User/Non-Tobacco User	19	300.16	300.16
33709PA0930001	Rating Area 6	Tobacco User/Non-Tobacco User	20	309.41	309.41
33709PA0930001	Rating Area 6	Tobacco User/Non-Tobacco User	21	318.98	326.95
33709PA0930001	Rating Area 6	Tobacco User/Non-Tobacco User	22	318.98	326.95
33709PA0930001	Rating Area 6	Tobacco User/Non-Tobacco User	23	318.98	326.95
33709PA0930001	Rating Area 6	Tobacco User/Non-Tobacco User	24	318.98	326.95
33709PA0930001	Rating Area 6	Tobacco User/Non-Tobacco User	25	320.26	328.27
33709PA0930001	Rating Area 6	Tobacco User/Non-Tobacco User	26	326.64	334.81
33709PA0930001	Rating Area 6	Tobacco User/Non-Tobacco User	27	334.29	342.65
33709PA0930001	Rating Area 6	Tobacco User/Non-Tobacco User	28	346.73	355.40
33709PA0930001	Rating Area 6	Tobacco User/Non-Tobacco User	29	356.94	365.86
33709PA0930001	Rating Area 6	Tobacco User/Non-Tobacco User	30	362.04	371.09

33709PA0930001	Rating Area 6	Tobacco User/Non-Tobacco User	31	369.70	378.94
33709PA0930001	Rating Area 6	Tobacco User/Non-Tobacco User	32	377.35	386.78
33709PA0930001	Rating Area 6	Tobacco User/Non-Tobacco User	33	382.14	391.69
33709PA0930001	Rating Area 6	Tobacco User/Non-Tobacco User	34	387.24	396.92
33709PA0930001	Rating Area 6	Tobacco User/Non-Tobacco User	35	389.79	399.53
33709PA0930001	Rating Area 6	Tobacco User/Non-Tobacco User	36	392.35	402.16
33709PA0930001	Rating Area 6	Tobacco User/Non-Tobacco User	37	394.90	404.77
33709PA0930001	Rating Area 6	Tobacco User/Non-Tobacco User	38	397.45	407.39
33709PA0930001	Rating Area 6	Tobacco User/Non-Tobacco User	39	402.55	412.61
33709PA0930001	Rating Area 6	Tobacco User/Non-Tobacco User	40	407.66	448.43
33709PA0930001	Rating Area 6	Tobacco User/Non-Tobacco User	41	415.31	458.92
33709PA0930001	Rating Area 6	Tobacco User/Non-Tobacco User	42	422.65	469.99
33709PA0930001	Rating Area 6	Tobacco User/Non-Tobacco User	43	432.86	485.24
33709PA0930001	Rating Area 6	Tobacco User/Non-Tobacco User	44	445.62	504.44
33709PA0930001	Rating Area 6	Tobacco User/Non-Tobacco User	45	460.61	527.40
33709PA0930001	Rating Area 6	Tobacco User/Non-Tobacco User	46	478.47	555.03
33709PA0930001	Rating Area 6	Tobacco User/Non-Tobacco User	47	498.57	586.82
33709PA0930001	Rating Area 6	Tobacco User/Non-Tobacco User	48	521.53	623.75
33709PA0930001	Rating Area 6	Tobacco User/Non-Tobacco User	49	544.18	662.27
33709PA0930001	Rating Area 6	Tobacco User/Non-Tobacco User	50	569.70	697.88
33709PA0930001	Rating Area 6	Tobacco User/Non-Tobacco User	51	594.90	728.75
33709PA0930001	Rating Area 6	Tobacco User/Non-Tobacco User	52	622.65	762.75
33709PA0930001	Rating Area 6	Tobacco User/Non-Tobacco User	53	650.72	797.13
33709PA0930001	Rating Area 6	Tobacco User/Non-Tobacco User	54	681.02	834.25
33709PA0930001	Rating Area 6	Tobacco User/Non-Tobacco User	55	711.33	871.38
33709PA0930001	Rating Area 6	Tobacco User/Non-Tobacco User	56	744.18	911.62
33709PA0930001	Rating Area 6	Tobacco User/Non-Tobacco User	57	777.35	952.25
33709PA0930001	Rating Area 6	Tobacco User/Non-Tobacco User	58	812.76	995.63
33709PA0930001	Rating Area 6	Tobacco User/Non-Tobacco User	59	830.30	1017.12
33709PA0930001	Rating Area 6	Tobacco User/Non-Tobacco User	60	865.71	1060.49
33709PA0930001	Rating Area 6	Tobacco User/Non-Tobacco User	61	896.33	1098.00
33709PA0930001	Rating Area 6	Tobacco User/Non-Tobacco User	62	916.43	1122.63
33709PA0930001	Rating Area 6	Tobacco User/Non-Tobacco User	63	941.63	1153.50
33709PA0930001	Rating Area 6	Tobacco User/Non-Tobacco User	64 and over	956.94	1172.25
33709PA0940006	Rating Area 7	Tobacco User/Non-Tobacco User	0-14	315.39	315.39
33709PA0940006	Rating Area 7	Tobacco User/Non-Tobacco User	15	343.42	343.42
33709PA0940006	Rating Area 7	Tobacco User/Non-Tobacco User	16	354.14	354.14
33709PA0940006	Rating Area 7	Tobacco User/Non-Tobacco User	17	364.86	364.86
33709PA0940006	Rating Area 7	Tobacco User/Non-Tobacco User	18	376.40	376.40
33709PA0940006	Rating Area 7	Tobacco User/Non-Tobacco User	19	387.95	387.95
33709PA0940006	Rating Area 7	Tobacco User/Non-Tobacco User	20	399.90	399.90
33709PA0940006	Rating Area 7	Tobacco User/Non-Tobacco User	21	412.27	422.58
33709PA0940006	Rating Area 7	Tobacco User/Non-Tobacco User	22	412.27	422.58
33709PA0940006	Rating Area 7	Tobacco User/Non-Tobacco User	23	412.27	422.58
33709PA0940006	Rating Area 7	Tobacco User/Non-Tobacco User	24	412.27	422.58
33709PA0940006	Rating Area 7	Tobacco User/Non-Tobacco User	25	413.92	424.27
33709PA0940006	Rating Area 7	Tobacco User/Non-Tobacco User	26	422.16	432.71
33709PA0940006	Rating Area 7	Tobacco User/Non-Tobacco User	27	432.06	442.86
33709PA0940006	Rating Area 7	Tobacco User/Non-Tobacco User	28	448.14	459.34
33709PA0940006	Rating Area 7	Tobacco User/Non-Tobacco User	29	461.33	472.86
33709PA0940006	Rating Area 7	Tobacco User/Non-Tobacco User	30	467.93	479.63
33709PA0940006	Rating Area 7	Tobacco User/Non-Tobacco User	31	477.82	489.77
33709PA0940006	Rating Area 7	Tobacco User/Non-Tobacco User	32	487.72	499.91
33709PA0940006	Rating Area 7	Tobacco User/Non-Tobacco User	33	493.90	506.25
33709PA0940006	Rating Area 7	Tobacco User/Non-Tobacco User	34	500.50	513.01
33709PA0940006	Rating Area 7	Tobacco User/Non-Tobacco User	35	503.79	516.38
33709PA0940006	Rating Area 7	Tobacco User/Non-Tobacco User	36	507.09	519.77
33709PA0940006	Rating Area 7	Tobacco User/Non-Tobacco User	37	510.39	523.15
33709PA0940006	Rating Area 7	Tobacco User/Non-Tobacco User	38	513.69	526.53
33709PA0940006	Rating Area 7	Tobacco User/Non-Tobacco User	39	520.28	533.29
33709PA0940006	Rating Area 7	Tobacco User/Non-Tobacco User	40	526.88	579.57
33709PA0940006	Rating Area 7	Tobacco User/Non-Tobacco User	41	536.78	593.14
33709PA0940006	Rating Area 7	Tobacco User/Non-Tobacco User	42	546.26	607.44
33709PA0940006	Rating Area 7	Tobacco User/Non-Tobacco User	43	559.45	627.14
33709PA0940006	Rating Area 7	Tobacco User/Non-Tobacco User	44	575.94	651.96
33709PA0940006	Rating Area 7	Tobacco User/Non-Tobacco User	45	595.32	681.64

33709PA0940006	Rating Area 7	Tobacco User/Non-Tobacco User	46	618.41	717.36
33709PA0940006	Rating Area 7	Tobacco User/Non-Tobacco User	47	644.38	758.44
33709PA0940006	Rating Area 7	Tobacco User/Non-Tobacco User	48	674.06	806.18
33709PA0940006	Rating Area 7	Tobacco User/Non-Tobacco User	49	703.33	855.95
33709PA0940006	Rating Area 7	Tobacco User/Non-Tobacco User	50	736.31	901.98
33709PA0940006	Rating Area 7	Tobacco User/Non-Tobacco User	51	768.88	941.88
33709PA0940006	Rating Area 7	Tobacco User/Non-Tobacco User	52	804.75	985.82
33709PA0940006	Rating Area 7	Tobacco User/Non-Tobacco User	53	841.03	1030.26
33709PA0940006	Rating Area 7	Tobacco User/Non-Tobacco User	54	880.20	1078.25
33709PA0940006	Rating Area 7	Tobacco User/Non-Tobacco User	55	919.36	1126.22
33709PA0940006	Rating Area 7	Tobacco User/Non-Tobacco User	56	961.83	1178.24
33709PA0940006	Rating Area 7	Tobacco User/Non-Tobacco User	57	1004.70	1230.76
33709PA0940006	Rating Area 7	Tobacco User/Non-Tobacco User	58	1050.46	1286.81
33709PA0940006	Rating Area 7	Tobacco User/Non-Tobacco User	59	1073.14	1314.60
33709PA0940006	Rating Area 7	Tobacco User/Non-Tobacco User	60	1118.90	1370.65
33709PA0940006	Rating Area 7	Tobacco User/Non-Tobacco User	61	1158.48	1419.14
33709PA0940006	Rating Area 7	Tobacco User/Non-Tobacco User	62	1184.45	1450.95
33709PA0940006	Rating Area 7	Tobacco User/Non-Tobacco User	63	1217.02	1490.85
33709PA0940006	Rating Area 7	Tobacco User/Non-Tobacco User	64 and over	1236.81	1515.09
33709PA0940006	Rating Area 9	Tobacco User/Non-Tobacco User	0-14	309.33	309.33
33709PA0940006	Rating Area 9	Tobacco User/Non-Tobacco User	15	336.82	336.82
33709PA0940006	Rating Area 9	Tobacco User/Non-Tobacco User	16	347.34	347.34
33709PA0940006	Rating Area 9	Tobacco User/Non-Tobacco User	17	357.85	357.85
33709PA0940006	Rating Area 9	Tobacco User/Non-Tobacco User	18	369.17	369.17
33709PA0940006	Rating Area 9	Tobacco User/Non-Tobacco User	19	380.49	380.49
33709PA0940006	Rating Area 9	Tobacco User/Non-Tobacco User	20	392.22	392.22
33709PA0940006	Rating Area 9	Tobacco User/Non-Tobacco User	21	404.35	414.46
33709PA0940006	Rating Area 9	Tobacco User/Non-Tobacco User	22	404.35	414.46
33709PA0940006	Rating Area 9	Tobacco User/Non-Tobacco User	23	404.35	414.46
33709PA0940006	Rating Area 9	Tobacco User/Non-Tobacco User	24	404.35	414.46
33709PA0940006	Rating Area 9	Tobacco User/Non-Tobacco User	25	405.97	416.12
33709PA0940006	Rating Area 9	Tobacco User/Non-Tobacco User	26	414.05	424.40
33709PA0940006	Rating Area 9	Tobacco User/Non-Tobacco User	27	423.76	434.35
33709PA0940006	Rating Area 9	Tobacco User/Non-Tobacco User	28	439.53	450.52
33709PA0940006	Rating Area 9	Tobacco User/Non-Tobacco User	29	452.47	463.78
33709PA0940006	Rating Area 9	Tobacco User/Non-Tobacco User	30	458.94	470.41
33709PA0940006	Rating Area 9	Tobacco User/Non-Tobacco User	31	468.64	480.36
33709PA0940006	Rating Area 9	Tobacco User/Non-Tobacco User	32	478.35	490.31
33709PA0940006	Rating Area 9	Tobacco User/Non-Tobacco User	33	484.41	496.52
33709PA0940006	Rating Area 9	Tobacco User/Non-Tobacco User	34	490.88	503.15
33709PA0940006	Rating Area 9	Tobacco User/Non-Tobacco User	35	494.12	506.47
33709PA0940006	Rating Area 9	Tobacco User/Non-Tobacco User	36	497.35	509.78
33709PA0940006	Rating Area 9	Tobacco User/Non-Tobacco User	37	500.59	513.10
33709PA0940006	Rating Area 9	Tobacco User/Non-Tobacco User	38	503.82	516.42
33709PA0940006	Rating Area 9	Tobacco User/Non-Tobacco User	39	510.29	523.05
33709PA0940006	Rating Area 9	Tobacco User/Non-Tobacco User	40	516.76	528.44
33709PA0940006	Rating Area 9	Tobacco User/Non-Tobacco User	41	526.46	538.44
33709PA0940006	Rating Area 9	Tobacco User/Non-Tobacco User	42	535.76	548.44
33709PA0940006	Rating Area 9	Tobacco User/Non-Tobacco User	43	548.70	561.09
33709PA0940006	Rating Area 9	Tobacco User/Non-Tobacco User	44	564.88	581.44
33709PA0940006	Rating Area 9	Tobacco User/Non-Tobacco User	45	583.88	603.44
33709PA0940006	Rating Area 9	Tobacco User/Non-Tobacco User	46	606.53	633.44
33709PA0940006	Rating Area 9	Tobacco User/Non-Tobacco User	47	632.00	671.44
33709PA0940006	Rating Area 9	Tobacco User/Non-Tobacco User	48	661.11	716.44
33709PA0940006	Rating Area 9	Tobacco User/Non-Tobacco User	49	689.82	759.44
33709PA0940006	Rating Area 9	Tobacco User/Non-Tobacco User	50	722.17	804.44
33709PA0940006	Rating Area 9	Tobacco User/Non-Tobacco User	51	754.11	851.44
33709PA0940006	Rating Area 9	Tobacco User/Non-Tobacco User	52	789.29	899.44
33709PA0940006	Rating Area 9	Tobacco User/Non-Tobacco User	53	824.87	949.44
33709PA0940006	Rating Area 9	Tobacco User/Non-Tobacco User	54	863.29	1001.44
33709PA0940006	Rating Area 9	Tobacco User/Non-Tobacco User	55	901.70	1055.44
33709PA0940006	Rating Area 9	Tobacco User/Non-Tobacco User	56	943.35	1111.44
33709PA0940006	Rating Area 9	Tobacco User/Non-Tobacco User	57	985.40	1169.44
33709PA0940006	Rating Area 9	Tobacco User/Non-Tobacco User	58	1030.28	1229.44
33709PA0940006	Rating Area 9	Tobacco User/Non-Tobacco User	59	1052.52	1289.44
33709PA0940006	Rating Area 9	Tobacco User/Non-Tobacco User	60	1097.41	1344.33

33709PA0940006	Rating Area 9	Tobacco User/Non-Tobacco User	61	1136.22	1391.87
33709PA0940006	Rating Area 9	Tobacco User/Non-Tobacco User	62	1161.70	1423.08
33709PA0940006	Rating Area 9	Tobacco User/Non-Tobacco User	63	1193.64	1462.21
33709PA0940006	Rating Area 9	Tobacco User/Non-Tobacco User	64 and over	1213.05	1485.99
33709PA0940005	Rating Area 7	Tobacco User/Non-Tobacco User	0-14	324.93	324.93
33709PA0940005	Rating Area 7	Tobacco User/Non-Tobacco User	15	353.81	353.81
33709PA0940005	Rating Area 7	Tobacco User/Non-Tobacco User	16	364.85	364.85
33709PA0940005	Rating Area 7	Tobacco User/Non-Tobacco User	17	375.89	375.89
33709PA0940005	Rating Area 7	Tobacco User/Non-Tobacco User	18	387.79	387.79
33709PA0940005	Rating Area 7	Tobacco User/Non-Tobacco User	19	399.68	399.68
33709PA0940005	Rating Area 7	Tobacco User/Non-Tobacco User	20	412.00	412.00
33709PA0940005	Rating Area 7	Tobacco User/Non-Tobacco User	21	424.74	435.36
33709PA0940005	Rating Area 7	Tobacco User/Non-Tobacco User	22	424.74	435.36
33709PA0940005	Rating Area 7	Tobacco User/Non-Tobacco User	23	424.74	435.36
33709PA0940005	Rating Area 7	Tobacco User/Non-Tobacco User	24	424.74	435.36
33709PA0940005	Rating Area 7	Tobacco User/Non-Tobacco User	25	426.44	437.10
33709PA0940005	Rating Area 7	Tobacco User/Non-Tobacco User	26	434.93	445.80
33709PA0940005	Rating Area 7	Tobacco User/Non-Tobacco User	27	445.13	456.26
33709PA0940005	Rating Area 7	Tobacco User/Non-Tobacco User	28	461.69	473.23
33709PA0940005	Rating Area 7	Tobacco User/Non-Tobacco User	29	475.28	487.16
33709PA0940005	Rating Area 7	Tobacco User/Non-Tobacco User	30	482.08	494.13
33709PA0940005	Rating Area 7	Tobacco User/Non-Tobacco User	31	492.27	504.58
33709PA0940005	Rating Area 7	Tobacco User/Non-Tobacco User	32	502.47	515.03
33709PA0940005	Rating Area 7	Tobacco User/Non-Tobacco User	33	508.84	521.56
33709PA0940005	Rating Area 7	Tobacco User/Non-Tobacco User	34	515.63	528.52
33709PA0940005	Rating Area 7	Tobacco User/Non-Tobacco User	35	519.03	532.01
33709PA0940005	Rating Area 7	Tobacco User/Non-Tobacco User	36	522.43	535.49
33709PA0940005	Rating Area 7	Tobacco User/Non-Tobacco User	37	525.83	538.98
33709PA0940005	Rating Area 7	Tobacco User/Non-Tobacco User	38	529.23	542.46
33709PA0940005	Rating Area 7	Tobacco User/Non-Tobacco User	39	536.02	549.42
33709PA0940005	Rating Area 7	Tobacco User/Non-Tobacco User	40	542.82	597.10
33709PA0940005	Rating Area 7	Tobacco User/Non-Tobacco User	41	553.01	611.08
33709PA0940005	Rating Area 7	Tobacco User/Non-Tobacco User	42	562.78	625.81
33709PA0940005	Rating Area 7	Tobacco User/Non-Tobacco User	43	576.37	646.11
33709PA0940005	Rating Area 7	Tobacco User/Non-Tobacco User	44	593.36	671.68
33709PA0940005	Rating Area 7	Tobacco User/Non-Tobacco User	45	613.32	702.25
33709PA0940005	Rating Area 7	Tobacco User/Non-Tobacco User	46	637.11	739.05
33709PA0940005	Rating Area 7	Tobacco User/Non-Tobacco User	47	663.87	781.37
33709PA0940005	Rating Area 7	Tobacco User/Non-Tobacco User	48	694.45	830.56
33709PA0940005	Rating Area 7	Tobacco User/Non-Tobacco User	49	724.61	881.85
33709PA0940005	Rating Area 7	Tobacco User/Non-Tobacco User	50	758.59	929.27
33709PA0940005	Rating Area 7	Tobacco User/Non-Tobacco User	51	792.14	970.37
33709PA0940005	Rating Area 7	Tobacco User/Non-Tobacco User	52	829.09	1015.64
33709PA0940005	Rating Area 7	Tobacco User/Non-Tobacco User	53	866.47	1061.43
33709PA0940005	Rating Area 7	Tobacco User/Non-Tobacco User	54	906.82	1110.85
33709PA0940005	Rating Area 7	Tobacco User/Non-Tobacco User	55	947.17	1160.28
33709PA0940005	Rating Area 7	Tobacco User/Non-Tobacco User	56	990.92	1213.88
33709PA0940005	Rating Area 7	Tobacco User/Non-Tobacco User	57	1035.09	1267.99
33709PA0940005	Rating Area 7	Tobacco User/Non-Tobacco User	58	1082.24	1325.74
33709PA0940005	Rating Area 7	Tobacco User/Non-Tobacco User	59	1105.60	1354.36
33709PA0940005	Rating Area 7	Tobacco User/Non-Tobacco User	60	1152.74	1412.11
33709PA0940005	Rating Area 7	Tobacco User/Non-Tobacco User	61	1193.52	1462.06
33709PA0940005	Rating Area 7	Tobacco User/Non-Tobacco User	62	1220.28	1494.84
33709PA0940005	Rating Area 7	Tobacco User/Non-Tobacco User	63	1253.83	1535.94
33709PA0940005	Rating Area 7	Tobacco User/Non-Tobacco User	64 and over	1274.22	1560.92
33709PA0940005	Rating Area 9	Tobacco User/Non-Tobacco User	0-14	318.68	318.68
33709PA0940005	Rating Area 9	Tobacco User/Non-Tobacco User	15	347.00	347.00
33709PA0940005	Rating Area 9	Tobacco User/Non-Tobacco User	16	357.83	357.83
33709PA0940005	Rating Area 9	Tobacco User/Non-Tobacco User	17	368.66	368.66
33709PA0940005	Rating Area 9	Tobacco User/Non-Tobacco User	18	380.33	380.33
33709PA0940005	Rating Area 9	Tobacco User/Non-Tobacco User	19	391.99	391.99
33709PA0940005	Rating Area 9	Tobacco User/Non-Tobacco User	20	404.07	404.07
33709PA0940005	Rating Area 9	Tobacco User/Non-Tobacco User	21	416.57	426.98
33709PA0940005	Rating Area 9	Tobacco User/Non-Tobacco User	22	416.57	426.98
33709PA0940005	Rating Area 9	Tobacco User/Non-Tobacco User	23	416.57	426.98
33709PA0940005	Rating Area 9	Tobacco User/Non-Tobacco User	24	416.57	426.98

33709PA0940005 Rating Area 9	Tobacco User/Non-Tobacco User	25	418.24	428.70
33709PA0940005 Rating Area 9	Tobacco User/Non-Tobacco User	26	426.57	437.23
33709PA0940005 Rating Area 9	Tobacco User/Non-Tobacco User	27	436.57	447.48
33709PA0940005 Rating Area 9	Tobacco User/Non-Tobacco User	28	452.81	464.13
33709PA0940005 Rating Area 9	Tobacco User/Non-Tobacco User	29	466.14	477.79
33709PA0940005 Rating Area 9	Tobacco User/Non-Tobacco User	30	472.81	484.63
33709PA0940005 Rating Area 9	Tobacco User/Non-Tobacco User	31	482.80	494.87
33709PA0940005 Rating Area 9	Tobacco User/Non-Tobacco User	32	492.80	505.12
33709PA0940005 Rating Area 9	Tobacco User/Non-Tobacco User	33	499.05	511.53
33709PA0940005 Rating Area 9	Tobacco User/Non-Tobacco User	34	505.72	518.36
33709PA0940005 Rating Area 9	Tobacco User/Non-Tobacco User	35	509.05	521.78
33709PA0940005 Rating Area 9	Tobacco User/Non-Tobacco User	36	512.38	525.19
33709PA0940005 Rating Area 9	Tobacco User/Non-Tobacco User	37	515.71	528.60
33709PA0940005 Rating Area 9	Tobacco User/Non-Tobacco User	38	519.05	532.03
33709PA0940005 Rating Area 9	Tobacco User/Non-Tobacco User	39	525.71	538.85
33709PA0940005 Rating Area 9	Tobacco User/Non-Tobacco User	40	532.38	585.62
33709PA0940005 Rating Area 9	Tobacco User/Non-Tobacco User	41	542.37	599.32
33709PA0940005 Rating Area 9	Tobacco User/Non-Tobacco User	42	551.96	613.78
33709PA0940005 Rating Area 9	Tobacco User/Non-Tobacco User	43	565.29	633.69
33709PA0940005 Rating Area 9	Tobacco User/Non-Tobacco User	44	581.95	658.77
33709PA0940005 Rating Area 9	Tobacco User/Non-Tobacco User	45	601.53	688.75
33709PA0940005 Rating Area 9	Tobacco User/Non-Tobacco User	46	624.86	724.84
33709PA0940005 Rating Area 9	Tobacco User/Non-Tobacco User	47	651.10	766.34
33709PA0940005 Rating Area 9	Tobacco User/Non-Tobacco User	48	681.09	814.58
33709PA0940005 Rating Area 9	Tobacco User/Non-Tobacco User	49	710.67	864.89
33709PA0940005 Rating Area 9	Tobacco User/Non-Tobacco User	50	743.99	911.39
33709PA0940005 Rating Area 9	Tobacco User/Non-Tobacco User	51	776.90	951.70
33709PA0940005 Rating Area 9	Tobacco User/Non-Tobacco User	52	813.14	996.10
33709PA0940005 Rating Area 9	Tobacco User/Non-Tobacco User	53	849.80	1041.01
33709PA0940005 Rating Area 9	Tobacco User/Non-Tobacco User	54	889.38	1089.49
33709PA0940005 Rating Area 9	Tobacco User/Non-Tobacco User	55	928.95	1137.96
33709PA0940005 Rating Area 9	Tobacco User/Non-Tobacco User	56	971.86	1190.53
33709PA0940005 Rating Area 9	Tobacco User/Non-Tobacco User	57	1015.18	1243.60
33709PA0940005 Rating Area 9	Tobacco User/Non-Tobacco User	58	1061.42	1300.24
33709PA0940005 Rating Area 9	Tobacco User/Non-Tobacco User	59	1084.33	1328.30
33709PA0940005 Rating Area 9	Tobacco User/Non-Tobacco User	60	1130.57	1384.95
33709PA0940005 Rating Area 9	Tobacco User/Non-Tobacco User	61	1170.56	1433.94
33709PA0940005 Rating Area 9	Tobacco User/Non-Tobacco User	62	1196.81	1466.09
33709PA0940005 Rating Area 9	Tobacco User/Non-Tobacco User	63	1229.71	1506.39
33709PA0940005 Rating Area 9	Tobacco User/Non-Tobacco User	64 and over	1249.71	1530.89
33709PA0940004 Rating Area 7	Tobacco User/Non-Tobacco User	0-14	317.01	317.01
33709PA0940004 Rating Area 7	Tobacco User/Non-Tobacco User	15	345.19	345.19
33709PA0940004 Rating Area 7	Tobacco User/Non-Tobacco User	16	355.96	355.96
33709PA0940004 Rating Area 7	Tobacco User/Non-Tobacco User	17	366.74	366.74
33709PA0940004 Rating Area 7	Tobacco User/Non-Tobacco User	18	378.34	378.34
33709PA0940004 Rating Area 7	Tobacco User/Non-Tobacco User	19	389.94	389.94
33709PA0940004 Rating Area 7	Tobacco User/Non-Tobacco User	20	401.96	401.96
33709PA0940004 Rating Area 7	Tobacco User/Non-Tobacco User	21	414.39	424.75
33709PA0940004 Rating Area 7	Tobacco User/Non-Tobacco User	22	414.39	424.75
33709PA0940004 Rating Area 7	Tobacco User/Non-Tobacco User	23	414.39	424.75
33709PA0940004 Rating Area 7	Tobacco User/Non-Tobacco User	24	414.39	424.75
33709PA0940004 Rating Area 7	Tobacco User/Non-Tobacco User	25	416.05	426.45
33709PA0940004 Rating Area 7	Tobacco User/Non-Tobacco User	26	424.34	434.95
33709PA0940004 Rating Area 7	Tobacco User/Non-Tobacco User	27	434.28	445.14
33709PA0940004 Rating Area 7	Tobacco User/Non-Tobacco User	28	450.44	461.70
33709PA0940004 Rating Area 7	Tobacco User/Non-Tobacco User	29	463.70	475.29
33709PA0940004 Rating Area 7	Tobacco User/Non-Tobacco User	30	470.33	482.09
33709PA0940004 Rating Area 7	Tobacco User/Non-Tobacco User	31	480.28	492.29
33709PA0940004 Rating Area 7	Tobacco User/Non-Tobacco User	32	490.22	502.48
33709PA0940004 Rating Area 7	Tobacco User/Non-Tobacco User	33	496.44	508.85
33709PA0940004 Rating Area 7	Tobacco User/Non-Tobacco User	34	503.07	515.65
33709PA0940004 Rating Area 7	Tobacco User/Non-Tobacco User	35	506.38	519.04
33709PA0940004 Rating Area 7	Tobacco User/Non-Tobacco User	36	509.70	522.44
33709PA0940004 Rating Area 7	Tobacco User/Non-Tobacco User	37	513.01	525.84
33709PA0940004 Rating Area 7	Tobacco User/Non-Tobacco User	38	516.33	529.24
33709PA0940004 Rating Area 7	Tobacco User/Non-Tobacco User	39	522.96	536.03

33709PA0940004	Rating Area 7	Tobacco User/Non-Tobacco User	40	529.59	582.55
33709PA0940004	Rating Area 7	Tobacco User/Non-Tobacco User	41	539.54	596.19
33709PA0940004	Rating Area 7	Tobacco User/Non-Tobacco User	42	549.07	610.57
33709PA0940004	Rating Area 7	Tobacco User/Non-Tobacco User	43	562.33	630.37
33709PA0940004	Rating Area 7	Tobacco User/Non-Tobacco User	44	578.90	655.31
33709PA0940004	Rating Area 7	Tobacco User/Non-Tobacco User	45	598.38	685.15
33709PA0940004	Rating Area 7	Tobacco User/Non-Tobacco User	46	621.59	721.04
33709PA0940004	Rating Area 7	Tobacco User/Non-Tobacco User	47	647.69	762.33
33709PA0940004	Rating Area 7	Tobacco User/Non-Tobacco User	48	677.53	810.33
33709PA0940004	Rating Area 7	Tobacco User/Non-Tobacco User	49	706.95	860.36
33709PA0940004	Rating Area 7	Tobacco User/Non-Tobacco User	50	740.10	906.62
33709PA0940004	Rating Area 7	Tobacco User/Non-Tobacco User	51	772.84	946.73
33709PA0940004	Rating Area 7	Tobacco User/Non-Tobacco User	52	808.89	990.89
33709PA0940004	Rating Area 7	Tobacco User/Non-Tobacco User	53	845.36	1035.57
33709PA0940004	Rating Area 7	Tobacco User/Non-Tobacco User	54	884.72	1083.78
33709PA0940004	Rating Area 7	Tobacco User/Non-Tobacco User	55	924.09	1132.01
33709PA0940004	Rating Area 7	Tobacco User/Non-Tobacco User	56	966.77	1184.29
33709PA0940004	Rating Area 7	Tobacco User/Non-Tobacco User	57	1009.87	1237.09
33709PA0940004	Rating Area 7	Tobacco User/Non-Tobacco User	58	1055.87	1293.44
33709PA0940004	Rating Area 7	Tobacco User/Non-Tobacco User	59	1078.66	1321.36
33709PA0940004	Rating Area 7	Tobacco User/Non-Tobacco User	60	1124.65	1377.70
33709PA0940004	Rating Area 7	Tobacco User/Non-Tobacco User	61	1164.44	1426.44
33709PA0940004	Rating Area 7	Tobacco User/Non-Tobacco User	62	1190.54	1458.41
33709PA0940004	Rating Area 7	Tobacco User/Non-Tobacco User	63	1223.28	1498.52
33709PA0940004	Rating Area 7	Tobacco User/Non-Tobacco User	64 and over	1243.17	1522.88
33709PA0940004	Rating Area 9	Tobacco User/Non-Tobacco User	0-14	310.91	310.91
33709PA0940004	Rating Area 9	Tobacco User/Non-Tobacco User	15	338.55	338.55
33709PA0940004	Rating Area 9	Tobacco User/Non-Tobacco User	16	349.11	349.11
33709PA0940004	Rating Area 9	Tobacco User/Non-Tobacco User	17	359.68	359.68
33709PA0940004	Rating Area 9	Tobacco User/Non-Tobacco User	18	371.06	371.06
33709PA0940004	Rating Area 9	Tobacco User/Non-Tobacco User	19	382.44	382.44
33709PA0940004	Rating Area 9	Tobacco User/Non-Tobacco User	20	394.23	394.23
33709PA0940004	Rating Area 9	Tobacco User/Non-Tobacco User	21	406.42	416.58
33709PA0940004	Rating Area 9	Tobacco User/Non-Tobacco User	22	406.42	416.58
33709PA0940004	Rating Area 9	Tobacco User/Non-Tobacco User	23	406.42	416.58
33709PA0940004	Rating Area 9	Tobacco User/Non-Tobacco User	24	406.42	416.58
33709PA0940004	Rating Area 9	Tobacco User/Non-Tobacco User	25	408.05	418.25
33709PA0940004	Rating Area 9	Tobacco User/Non-Tobacco User	26	416.17	426.57
33709PA0940004	Rating Area 9	Tobacco User/Non-Tobacco User	27	425.93	436.58
33709PA0940004	Rating Area 9	Tobacco User/Non-Tobacco User	28	441.78	452.82
33709PA0940004	Rating Area 9	Tobacco User/Non-Tobacco User	29	454.78	466.15
33709PA0940004	Rating Area 9	Tobacco User/Non-Tobacco User	30	461.29	472.82
33709PA0940004	Rating Area 9	Tobacco User/Non-Tobacco User	31	471.04	482.82
33709PA0940004	Rating Area 9	Tobacco User/Non-Tobacco User	32	480.79	492.81
33709PA0940004	Rating Area 9	Tobacco User/Non-Tobacco User	33	486.89	499.06
33709PA0940004	Rating Area 9	Tobacco User/Non-Tobacco User	34	493.39	505.72
33709PA0940004	Rating Area 9	Tobacco User/Non-Tobacco User	35	496.65	509.07
33709PA0940004	Rating Area 9	Tobacco User/Non-Tobacco User	36	499.90	512.40
33709PA0940004	Rating Area 9	Tobacco User/Non-Tobacco User	37	503.15	515.73
33709PA0940004	Rating Area 9	Tobacco User/Non-Tobacco User	38	506.40	519.06
33709PA0940004	Rating Area 9	Tobacco User/Non-Tobacco User	39	512.90	525.72
33709PA0940004	Rating Area 9	Tobacco User/Non-Tobacco User	40	519.40	571.34
33709PA0940004	Rating Area 9	Tobacco User/Non-Tobacco User	41	529.16	584.72
33709PA0940004	Rating Area 9	Tobacco User/Non-Tobacco User	42	538.51	598.82
33709PA0940004	Rating Area 9	Tobacco User/Non-Tobacco User	43	551.51	618.24
33709PA0940004	Rating Area 9	Tobacco User/Non-Tobacco User	44	567.77	642.72
33709PA0940004	Rating Area 9	Tobacco User/Non-Tobacco User	45	586.87	671.97
33709PA0940004	Rating Area 9	Tobacco User/Non-Tobacco User	46	609.63	707.17
33709PA0940004	Rating Area 9	Tobacco User/Non-Tobacco User	47	635.23	747.67
33709PA0940004	Rating Area 9	Tobacco User/Non-Tobacco User	48	664.50	794.74
33709PA0940004	Rating Area 9	Tobacco User/Non-Tobacco User	49	693.35	843.81
33709PA0940004	Rating Area 9	Tobacco User/Non-Tobacco User	50	725.87	889.19
33709PA0940004	Rating Area 9	Tobacco User/Non-Tobacco User	51	757.97	928.51
33709PA0940004	Rating Area 9	Tobacco User/Non-Tobacco User	52	793.33	971.83
33709PA0940004	Rating Area 9	Tobacco User/Non-Tobacco User	53	829.10	1015.65
33709PA0940004	Rating Area 9	Tobacco User/Non-Tobacco User	54	867.71	1062.94

33709PA0940004	Rating Area 9	Tobacco User/Non-Tobacco User	55	906.32	1110.24
33709PA0940004	Rating Area 9	Tobacco User/Non-Tobacco User	56	948.18	1161.52
33709PA0940004	Rating Area 9	Tobacco User/Non-Tobacco User	57	990.45	1213.30
33709PA0940004	Rating Area 9	Tobacco User/Non-Tobacco User	58	1035.56	1268.56
33709PA0940004	Rating Area 9	Tobacco User/Non-Tobacco User	59	1057.91	1295.94
33709PA0940004	Rating Area 9	Tobacco User/Non-Tobacco User	60	1103.02	1351.20
33709PA0940004	Rating Area 9	Tobacco User/Non-Tobacco User	61	1142.04	1399.00
33709PA0940004	Rating Area 9	Tobacco User/Non-Tobacco User	62	1167.64	1430.36
33709PA0940004	Rating Area 9	Tobacco User/Non-Tobacco User	63	1199.75	1469.69
33709PA0940004	Rating Area 9	Tobacco User/Non-Tobacco User	64 and over	1219.26	1493.59
33709PA0950002	Rating Area 7	Tobacco User/Non-Tobacco User	0-14	303.77	303.77
33709PA0950002	Rating Area 7	Tobacco User/Non-Tobacco User	15	330.78	330.78
33709PA0950002	Rating Area 7	Tobacco User/Non-Tobacco User	16	341.10	341.10
33709PA0950002	Rating Area 7	Tobacco User/Non-Tobacco User	17	351.42	351.42
33709PA0950002	Rating Area 7	Tobacco User/Non-Tobacco User	18	362.54	362.54
33709PA0950002	Rating Area 7	Tobacco User/Non-Tobacco User	19	373.66	373.66
33709PA0950002	Rating Area 7	Tobacco User/Non-Tobacco User	20	385.18	385.18
33709PA0950002	Rating Area 7	Tobacco User/Non-Tobacco User	21	397.09	407.02
33709PA0950002	Rating Area 7	Tobacco User/Non-Tobacco User	22	397.09	407.02
33709PA0950002	Rating Area 7	Tobacco User/Non-Tobacco User	23	397.09	407.02
33709PA0950002	Rating Area 7	Tobacco User/Non-Tobacco User	24	397.09	407.02
33709PA0950002	Rating Area 7	Tobacco User/Non-Tobacco User	25	398.68	408.65
33709PA0950002	Rating Area 7	Tobacco User/Non-Tobacco User	26	406.62	416.79
33709PA0950002	Rating Area 7	Tobacco User/Non-Tobacco User	27	416.15	426.55
33709PA0950002	Rating Area 7	Tobacco User/Non-Tobacco User	28	431.64	442.43
33709PA0950002	Rating Area 7	Tobacco User/Non-Tobacco User	29	444.34	455.45
33709PA0950002	Rating Area 7	Tobacco User/Non-Tobacco User	30	450.70	461.97
33709PA0950002	Rating Area 7	Tobacco User/Non-Tobacco User	31	460.23	471.74
33709PA0950002	Rating Area 7	Tobacco User/Non-Tobacco User	32	469.76	481.50
33709PA0950002	Rating Area 7	Tobacco User/Non-Tobacco User	33	475.71	487.60
33709PA0950002	Rating Area 7	Tobacco User/Non-Tobacco User	34	482.07	494.12
33709PA0950002	Rating Area 7	Tobacco User/Non-Tobacco User	35	485.24	497.37
33709PA0950002	Rating Area 7	Tobacco User/Non-Tobacco User	36	488.42	500.63
33709PA0950002	Rating Area 7	Tobacco User/Non-Tobacco User	37	491.60	503.89
33709PA0950002	Rating Area 7	Tobacco User/Non-Tobacco User	38	494.77	507.14
33709PA0950002	Rating Area 7	Tobacco User/Non-Tobacco User	39	501.13	513.66
33709PA0950002	Rating Area 7	Tobacco User/Non-Tobacco User	40	507.48	558.23
33709PA0950002	Rating Area 7	Tobacco User/Non-Tobacco User	41	517.01	571.30
33709PA0950002	Rating Area 7	Tobacco User/Non-Tobacco User	42	526.14	585.07
33709PA0950002	Rating Area 7	Tobacco User/Non-Tobacco User	43	538.85	604.05
33709PA0950002	Rating Area 7	Tobacco User/Non-Tobacco User	44	554.73	627.95
33709PA0950002	Rating Area 7	Tobacco User/Non-Tobacco User	45	573.40	656.54
33709PA0950002	Rating Area 7	Tobacco User/Non-Tobacco User	46	595.64	690.94
33709PA0950002	Rating Area 7	Tobacco User/Non-Tobacco User	47	620.65	730.51
33709PA0950002	Rating Area 7	Tobacco User/Non-Tobacco User	48	649.24	776.49
33709PA0950002	Rating Area 7	Tobacco User/Non-Tobacco User	49	677.44	824.44
33709PA0950002	Rating Area 7	Tobacco User/Non-Tobacco User	50	709.20	868.77
33709PA0950002	Rating Area 7	Tobacco User/Non-Tobacco User	51	740.57	907.20
33709PA0950002	Rating Area 7	Tobacco User/Non-Tobacco User	52	775.12	949.52
33709PA0950002	Rating Area 7	Tobacco User/Non-Tobacco User	53	810.06	992.32
33709PA0950002	Rating Area 7	Tobacco User/Non-Tobacco User	54	847.79	1038.54
33709PA0950002	Rating Area 7	Tobacco User/Non-Tobacco User	55	885.51	1084.75
33709PA0950002	Rating Area 7	Tobacco User/Non-Tobacco User	56	926.41	1134.85
33709PA0950002	Rating Area 7	Tobacco User/Non-Tobacco User	57	967.71	1185.44
33709PA0950002	Rating Area 7	Tobacco User/Non-Tobacco User	58	1011.79	1239.44
33709PA0950002	Rating Area 7	Tobacco User/Non-Tobacco User	59	1033.63	1266.20
33709PA0950002	Rating Area 7	Tobacco User/Non-Tobacco User	60	1077.70	1320.18
33709PA0950002	Rating Area 7	Tobacco User/Non-Tobacco User	61	1115.82	1366.88
33709PA0950002	Rating Area 7	Tobacco User/Non-Tobacco User	62	1140.84	1397.53
33709PA0950002	Rating Area 7	Tobacco User/Non-Tobacco User	63	1172.21	1435.96
33709PA0950002	Rating Area 7	Tobacco User/Non-Tobacco User	64 and over	1191.27	1459.31
33709PA0950002	Rating Area 9	Tobacco User/Non-Tobacco User	0-14	297.93	297.93
33709PA0950002	Rating Area 9	Tobacco User/Non-Tobacco User	15	324.41	324.41
33709PA0950002	Rating Area 9	Tobacco User/Non-Tobacco User	16	334.54	334.54
33709PA0950002	Rating Area 9	Tobacco User/Non-Tobacco User	17	344.66	344.66
33709PA0950002	Rating Area 9	Tobacco User/Non-Tobacco User	18	355.57	355.57

33709PA0950002	Rating Area 9	Tobacco User/Non-Tobacco User	19	366.47	366.47
33709PA0950002	Rating Area 9	Tobacco User/Non-Tobacco User	20	377.77	377.77
33709PA0950002	Rating Area 9	Tobacco User/Non-Tobacco User	21	389.45	399.19
33709PA0950002	Rating Area 9	Tobacco User/Non-Tobacco User	22	389.45	399.19
33709PA0950002	Rating Area 9	Tobacco User/Non-Tobacco User	23	389.45	399.19
33709PA0950002	Rating Area 9	Tobacco User/Non-Tobacco User	24	389.45	399.19
33709PA0950002	Rating Area 9	Tobacco User/Non-Tobacco User	25	391.01	400.79
33709PA0950002	Rating Area 9	Tobacco User/Non-Tobacco User	26	398.80	408.77
33709PA0950002	Rating Area 9	Tobacco User/Non-Tobacco User	27	408.14	418.34
33709PA0950002	Rating Area 9	Tobacco User/Non-Tobacco User	28	423.33	433.91
33709PA0950002	Rating Area 9	Tobacco User/Non-Tobacco User	29	435.79	446.68
33709PA0950002	Rating Area 9	Tobacco User/Non-Tobacco User	30	442.03	453.08
33709PA0950002	Rating Area 9	Tobacco User/Non-Tobacco User	31	451.37	462.65
33709PA0950002	Rating Area 9	Tobacco User/Non-Tobacco User	32	460.72	472.24
33709PA0950002	Rating Area 9	Tobacco User/Non-Tobacco User	33	466.56	478.22
33709PA0950002	Rating Area 9	Tobacco User/Non-Tobacco User	34	472.79	484.61
33709PA0950002	Rating Area 9	Tobacco User/Non-Tobacco User	35	475.91	487.81
33709PA0950002	Rating Area 9	Tobacco User/Non-Tobacco User	36	479.02	491.00
33709PA0950002	Rating Area 9	Tobacco User/Non-Tobacco User	37	482.14	494.19
33709PA0950002	Rating Area 9	Tobacco User/Non-Tobacco User	38	485.25	497.38
33709PA0950002	Rating Area 9	Tobacco User/Non-Tobacco User	39	491.49	503.78
33709PA0950002	Rating Area 9	Tobacco User/Non-Tobacco User	40	497.72	547.49
33709PA0950002	Rating Area 9	Tobacco User/Non-Tobacco User	41	507.06	560.30
33709PA0950002	Rating Area 9	Tobacco User/Non-Tobacco User	42	516.02	573.81
33709PA0950002	Rating Area 9	Tobacco User/Non-Tobacco User	43	528.48	592.43
33709PA0950002	Rating Area 9	Tobacco User/Non-Tobacco User	44	544.06	615.88
33709PA0950002	Rating Area 9	Tobacco User/Non-Tobacco User	45	562.37	643.91
33709PA0950002	Rating Area 9	Tobacco User/Non-Tobacco User	46	584.18	677.65
33709PA0950002	Rating Area 9	Tobacco User/Non-Tobacco User	47	608.71	716.45
33709PA0950002	Rating Area 9	Tobacco User/Non-Tobacco User	48	636.75	761.55
33709PA0950002	Rating Area 9	Tobacco User/Non-Tobacco User	49	664.40	808.57
33709PA0950002	Rating Area 9	Tobacco User/Non-Tobacco User	50	695.56	852.06
33709PA0950002	Rating Area 9	Tobacco User/Non-Tobacco User	51	726.32	889.74
33709PA0950002	Rating Area 9	Tobacco User/Non-Tobacco User	52	760.21	931.26
33709PA0950002	Rating Area 9	Tobacco User/Non-Tobacco User	53	794.48	973.24
33709PA0950002	Rating Area 9	Tobacco User/Non-Tobacco User	54	831.48	1018.56
33709PA0950002	Rating Area 9	Tobacco User/Non-Tobacco User	55	868.47	1063.88
33709PA0950002	Rating Area 9	Tobacco User/Non-Tobacco User	56	908.59	1113.02
33709PA0950002	Rating Area 9	Tobacco User/Non-Tobacco User	57	949.09	1162.64
33709PA0950002	Rating Area 9	Tobacco User/Non-Tobacco User	58	992.32	1215.59
33709PA0950002	Rating Area 9	Tobacco User/Non-Tobacco User	59	1013.74	1241.83
33709PA0950002	Rating Area 9	Tobacco User/Non-Tobacco User	60	1056.97	1294.79
33709PA0950002	Rating Area 9	Tobacco User/Non-Tobacco User	61	1094.35	1340.58
33709PA0950002	Rating Area 9	Tobacco User/Non-Tobacco User	62	1118.89	1370.64
33709PA0950002	Rating Area 9	Tobacco User/Non-Tobacco User	63	1149.66	1408.33
33709PA0950002	Rating Area 9	Tobacco User/Non-Tobacco User	64 and over	1168.35	1431.23
33709PA0950003	Rating Area 7	Tobacco User/Non-Tobacco User	0-14	265.85	265.85
33709PA0950003	Rating Area 7	Tobacco User/Non-Tobacco User	15	289.48	289.48
33709PA0950003	Rating Area 7	Tobacco User/Non-Tobacco User	16	298.51	298.51
33709PA0950003	Rating Area 7	Tobacco User/Non-Tobacco User	17	307.55	307.55
33709PA0950003	Rating Area 7	Tobacco User/Non-Tobacco User	18	317.28	317.28
33709PA0950003	Rating Area 7	Tobacco User/Non-Tobacco User	19	327.01	327.01
33709PA0950003	Rating Area 7	Tobacco User/Non-Tobacco User	20	337.08	337.08
33709PA0950003	Rating Area 7	Tobacco User/Non-Tobacco User	21	347.51	356.20
33709PA0950003	Rating Area 7	Tobacco User/Non-Tobacco User	22	347.51	356.20
33709PA0950003	Rating Area 7	Tobacco User/Non-Tobacco User	23	347.51	356.20
33709PA0950003	Rating Area 7	Tobacco User/Non-Tobacco User	24	347.51	356.20
33709PA0950003	Rating Area 7	Tobacco User/Non-Tobacco User	25	348.90	357.62
33709PA0950003	Rating Area 7	Tobacco User/Non-Tobacco User	26	355.85	364.75
33709PA0950003	Rating Area 7	Tobacco User/Non-Tobacco User	27	364.19	373.29
33709PA0950003	Rating Area 7	Tobacco User/Non-Tobacco User	28	377.74	387.18
33709PA0950003	Rating Area 7	Tobacco User/Non-Tobacco User	29	388.86	398.58
33709PA0950003	Rating Area 7	Tobacco User/Non-Tobacco User	30	394.42	404.28
33709PA0950003	Rating Area 7	Tobacco User/Non-Tobacco User	31	402.76	412.83
33709PA0950003	Rating Area 7	Tobacco User/Non-Tobacco User	32	411.10	421.38
33709PA0950003	Rating Area 7	Tobacco User/Non-Tobacco User	33	416.32	426.73



33709PA0950003 Rating Area 7	Tobacco User/Non-Tobacco User	34	421.88	432.43
33709PA0950003 Rating Area 7	Tobacco User/Non-Tobacco User	35	424.66	435.28
33709PA0950003 Rating Area 7	Tobacco User/Non-Tobacco User	36	427.44	438.13
33709PA0950003 Rating Area 7	Tobacco User/Non-Tobacco User	37	430.22	440.98
33709PA0950003 Rating Area 7	Tobacco User/Non-Tobacco User	38	433.00	443.83
33709PA0950003 Rating Area 7	Tobacco User/Non-Tobacco User	39	438.56	449.52
33709PA0950003 Rating Area 7	Tobacco User/Non-Tobacco User	40	444.12	488.53
33709PA0950003 Rating Area 7	Tobacco User/Non-Tobacco User	41	452.46	499.97
33709PA0950003 Rating Area 7	Tobacco User/Non-Tobacco User	42	460.45	512.02
33709PA0950003 Rating Area 7	Tobacco User/Non-Tobacco User	43	471.57	528.63
33709PA0950003 Rating Area 7	Tobacco User/Non-Tobacco User	44	485.47	549.55
33709PA0950003 Rating Area 7	Tobacco User/Non-Tobacco User	45	501.80	574.56
33709PA0950003 Rating Area 7	Tobacco User/Non-Tobacco User	46	521.27	604.67
33709PA0950003 Rating Area 7	Tobacco User/Non-Tobacco User	47	543.16	639.30
33709PA0950003 Rating Area 7	Tobacco User/Non-Tobacco User	48	568.18	679.54
33709PA0950003 Rating Area 7	Tobacco User/Non-Tobacco User	49	592.85	721.50
33709PA0950003 Rating Area 7	Tobacco User/Non-Tobacco User	50	620.65	760.30
33709PA0950003 Rating Area 7	Tobacco User/Non-Tobacco User	51	648.11	793.93
33709PA0950003 Rating Area 7	Tobacco User/Non-Tobacco User	52	678.34	830.97
33709PA0950003 Rating Area 7	Tobacco User/Non-Tobacco User	53	708.92	868.43
33709PA0950003 Rating Area 7	Tobacco User/Non-Tobacco User	54	741.93	908.86
33709PA0950003 Rating Area 7	Tobacco User/Non-Tobacco User	55	774.95	949.31
33709PA0950003 Rating Area 7	Tobacco User/Non-Tobacco User	56	810.74	993.16
33709PA0950003 Rating Area 7	Tobacco User/Non-Tobacco User	57	846.88	1037.43
33709PA0950003 Rating Area 7	Tobacco User/Non-Tobacco User	58	885.46	1084.69
33709PA0950003 Rating Area 7	Tobacco User/Non-Tobacco User	59	904.57	1108.10
33709PA0950003 Rating Area 7	Tobacco User/Non-Tobacco User	60	943.14	1155.35
33709PA0950003 Rating Area 7	Tobacco User/Non-Tobacco User	61	976.50	1196.21
33709PA0950003 Rating Area 7	Tobacco User/Non-Tobacco User	62	998.40	1223.04
33709PA0950003 Rating Area 7	Tobacco User/Non-Tobacco User	63	1025.85	1256.67
33709PA0950003 Rating Area 7	Tobacco User/Non-Tobacco User	64 and over	1042.53	1277.10
33709PA0950003 Rating Area 9	Tobacco User/Non-Tobacco User	0-14	260.73	260.73
33709PA0950003 Rating Area 9	Tobacco User/Non-Tobacco User	15	283.91	283.91
33709PA0950003 Rating Area 9	Tobacco User/Non-Tobacco User	16	292.77	292.77
33709PA0950003 Rating Area 9	Tobacco User/Non-Tobacco User	17	301.63	301.63
33709PA0950003 Rating Area 9	Tobacco User/Non-Tobacco User	18	311.18	311.18
33709PA0950003 Rating Area 9	Tobacco User/Non-Tobacco User	19	320.72	320.72
33709PA0950003 Rating Area 9	Tobacco User/Non-Tobacco User	20	330.61	330.61
33709PA0950003 Rating Area 9	Tobacco User/Non-Tobacco User	21	340.83	349.35
33709PA0950003 Rating Area 9	Tobacco User/Non-Tobacco User	22	340.83	349.35
33709PA0950003 Rating Area 9	Tobacco User/Non-Tobacco User	23	340.83	349.35
33709PA0950003 Rating Area 9	Tobacco User/Non-Tobacco User	24	340.83	349.35
33709PA0950003 Rating Area 9	Tobacco User/Non-Tobacco User	25	342.19	350.74
33709PA0950003 Rating Area 9	Tobacco User/Non-Tobacco User	26	349.01	357.74
33709PA0950003 Rating Area 9	Tobacco User/Non-Tobacco User	27	357.19	366.12
33709PA0950003 Rating Area 9	Tobacco User/Non-Tobacco User	28	370.48	379.74
33709PA0950003 Rating Area 9	Tobacco User/Non-Tobacco User	29	381.39	390.92
33709PA0950003 Rating Area 9	Tobacco User/Non-Tobacco User	30	386.84	396.51
33709PA0950003 Rating Area 9	Tobacco User/Non-Tobacco User	31	395.02	404.90
33709PA0950003 Rating Area 9	Tobacco User/Non-Tobacco User	32	403.20	413.28
33709PA0950003 Rating Area 9	Tobacco User/Non-Tobacco User	33	408.31	418.52
33709PA0950003 Rating Area 9	Tobacco User/Non-Tobacco User	34	413.77	424.11
33709PA0950003 Rating Area 9	Tobacco User/Non-Tobacco User	35	416.49	426.90
33709PA0950003 Rating Area 9	Tobacco User/Non-Tobacco User	36	419.22	429.70
33709PA0950003 Rating Area 9	Tobacco User/Non-Tobacco User	37	421.95	432.50
33709PA0950003 Rating Area 9	Tobacco User/Non-Tobacco User	38	424.67	435.29
33709PA0950003 Rating Area 9	Tobacco User/Non-Tobacco User	39	430.13	440.88
33709PA0950003 Rating Area 9	Tobacco User/Non-Tobacco User	40	435.58	479.14
33709PA0950003 Rating Area 9	Tobacco User/Non-Tobacco User	41	443.76	490.35
33709PA0950003 Rating Area 9	Tobacco User/Non-Tobacco User	42	451.60	502.18
33709PA0950003 Rating Area 9	Tobacco User/Non-Tobacco User	43	462.51	518.47
33709PA0950003 Rating Area 9	Tobacco User/Non-Tobacco User	44	476.14	538.99
33709PA0950003 Rating Area 9	Tobacco User/Non-Tobacco User	45	492.16	563.52
33709PA0950003 Rating Area 9	Tobacco User/Non-Tobacco User	46	511.25	593.05
33709PA0950003 Rating Area 9	Tobacco User/Non-Tobacco User	47	532.72	627.01
33709PA0950003 Rating Area 9	Tobacco User/Non-Tobacco User	48	557.26	666.48

33709PA0950003 Rating Area 9	Tobacco User/Non-Tobacco User	49	581.46	707.64
33709PA0950003 Rating Area 9	Tobacco User/Non-Tobacco User	50	608.72	745.68
33709PA0950003 Rating Area 9	Tobacco User/Non-Tobacco User	51	635.65	778.67
33709PA0950003 Rating Area 9	Tobacco User/Non-Tobacco User	52	665.30	814.99
33709PA0950003 Rating Area 9	Tobacco User/Non-Tobacco User	53	695.29	851.73
33709PA0950003 Rating Area 9	Tobacco User/Non-Tobacco User	54	727.67	891.40
33709PA0950003 Rating Area 9	Tobacco User/Non-Tobacco User	55	760.05	931.06
33709PA0950003 Rating Area 9	Tobacco User/Non-Tobacco User	56	795.16	974.07
33709PA0950003 Rating Area 9	Tobacco User/Non-Tobacco User	57	830.60	1017.49
33709PA0950003 Rating Area 9	Tobacco User/Non-Tobacco User	58	868.43	1063.83
33709PA0950003 Rating Area 9	Tobacco User/Non-Tobacco User	59	887.18	1086.80
33709PA0950003 Rating Area 9	Tobacco User/Non-Tobacco User	60	925.01	1133.14
33709PA0950003 Rating Area 9	Tobacco User/Non-Tobacco User	61	957.73	1173.22
33709PA0950003 Rating Area 9	Tobacco User/Non-Tobacco User	62	979.20	1199.52
33709PA0950003 Rating Area 9	Tobacco User/Non-Tobacco User	63	1006.13	1232.51
33709PA0950003 Rating Area 9	Tobacco User/Non-Tobacco User	64 and over	1022.49	1252.55
33709PA0940002 Rating Area 7	Tobacco User/Non-Tobacco User	0-14	229.78	229.78
33709PA0940002 Rating Area 7	Tobacco User/Non-Tobacco User	15	250.20	250.20
33709PA0940002 Rating Area 7	Tobacco User/Non-Tobacco User	16	258.01	258.01
33709PA0940002 Rating Area 7	Tobacco User/Non-Tobacco User	17	265.82	265.82
33709PA0940002 Rating Area 7	Tobacco User/Non-Tobacco User	18	274.23	274.23
33709PA0940002 Rating Area 7	Tobacco User/Non-Tobacco User	19	282.64	282.64
33709PA0940002 Rating Area 7	Tobacco User/Non-Tobacco User	20	291.35	291.35
33709PA0940002 Rating Area 7	Tobacco User/Non-Tobacco User	21	300.36	307.87
33709PA0940002 Rating Area 7	Tobacco User/Non-Tobacco User	22	300.36	307.87
33709PA0940002 Rating Area 7	Tobacco User/Non-Tobacco User	23	300.36	307.87
33709PA0940002 Rating Area 7	Tobacco User/Non-Tobacco User	24	300.36	307.87
33709PA0940002 Rating Area 7	Tobacco User/Non-Tobacco User	25	301.56	309.10
33709PA0940002 Rating Area 7	Tobacco User/Non-Tobacco User	26	307.57	315.26
33709PA0940002 Rating Area 7	Tobacco User/Non-Tobacco User	27	314.78	322.65
33709PA0940002 Rating Area 7	Tobacco User/Non-Tobacco User	28	326.49	334.65
33709PA0940002 Rating Area 7	Tobacco User/Non-Tobacco User	29	336.10	344.50
33709PA0940002 Rating Area 7	Tobacco User/Non-Tobacco User	30	340.91	349.43
33709PA0940002 Rating Area 7	Tobacco User/Non-Tobacco User	31	348.12	356.82
33709PA0940002 Rating Area 7	Tobacco User/Non-Tobacco User	32	355.33	364.21
33709PA0940002 Rating Area 7	Tobacco User/Non-Tobacco User	33	359.83	368.83
33709PA0940002 Rating Area 7	Tobacco User/Non-Tobacco User	34	364.64	373.76
33709PA0940002 Rating Area 7	Tobacco User/Non-Tobacco User	35	367.04	376.22
33709PA0940002 Rating Area 7	Tobacco User/Non-Tobacco User	36	369.44	378.68
33709PA0940002 Rating Area 7	Tobacco User/Non-Tobacco User	37	371.85	381.15
33709PA0940002 Rating Area 7	Tobacco User/Non-Tobacco User	38	374.25	383.61
33709PA0940002 Rating Area 7	Tobacco User/Non-Tobacco User	39	379.05	388.53
33709PA0940002 Rating Area 7	Tobacco User/Non-Tobacco User	40	383.86	422.25
33709PA0940002 Rating Area 7	Tobacco User/Non-Tobacco User	41	391.07	432.13
33709PA0940002 Rating Area 7	Tobacco User/Non-Tobacco User	42	397.98	442.55
33709PA0940002 Rating Area 7	Tobacco User/Non-Tobacco User	43	407.59	456.91
33709PA0940002 Rating Area 7	Tobacco User/Non-Tobacco User	44	419.60	474.99
33709PA0940002 Rating Area 7	Tobacco User/Non-Tobacco User	45	433.72	496.61
33709PA0940002 Rating Area 7	Tobacco User/Non-Tobacco User	46	450.54	522.63
33709PA0940002 Rating Area 7	Tobacco User/Non-Tobacco User	47	469.46	552.55
33709PA0940002 Rating Area 7	Tobacco User/Non-Tobacco User	48	491.09	587.34
33709PA0940002 Rating Area 7	Tobacco User/Non-Tobacco User	49	512.41	623.60
33709PA0940002 Rating Area 7	Tobacco User/Non-Tobacco User	50	536.44	657.14
33709PA0940002 Rating Area 7	Tobacco User/Non-Tobacco User	51	560.17	686.21
33709PA0940002 Rating Area 7	Tobacco User/Non-Tobacco User	52	586.30	718.22
33709PA0940002 Rating Area 7	Tobacco User/Non-Tobacco User	53	612.73	750.59
33709PA0940002 Rating Area 7	Tobacco User/Non-Tobacco User	54	641.27	785.56
33709PA0940002 Rating Area 7	Tobacco User/Non-Tobacco User	55	669.80	820.51
33709PA0940002 Rating Area 7	Tobacco User/Non-Tobacco User	56	700.74	858.41
33709PA0940002 Rating Area 7	Tobacco User/Non-Tobacco User	57	731.98	896.68
33709PA0940002 Rating Area 7	Tobacco User/Non-Tobacco User	58	765.32	937.52
33709PA0940002 Rating Area 7	Tobacco User/Non-Tobacco User	59	781.84	957.75
33709PA0940002 Rating Area 7	Tobacco User/Non-Tobacco User	60	815.18	998.60
33709PA0940002 Rating Area 7	Tobacco User/Non-Tobacco User	61	844.01	1033.91
33709PA0940002 Rating Area 7	Tobacco User/Non-Tobacco User	62	862.93	1057.09
33709PA0940002 Rating Area 7	Tobacco User/Non-Tobacco User	63	886.66	1086.16

33709PA0940002	Rating Area 7	Tobacco User/Non-Tobacco User	64 and over	901.08	1103.82
33709PA0940002	Rating Area 9	Tobacco User/Non-Tobacco User	0-14	225.35	225.35
33709PA0940002	Rating Area 9	Tobacco User/Non-Tobacco User	15	245.39	245.39
33709PA0940002	Rating Area 9	Tobacco User/Non-Tobacco User	16	253.04	253.04
33709PA0940002	Rating Area 9	Tobacco User/Non-Tobacco User	17	260.70	260.70
33709PA0940002	Rating Area 9	Tobacco User/Non-Tobacco User	18	268.95	268.95
33709PA0940002	Rating Area 9	Tobacco User/Non-Tobacco User	19	277.20	277.20
33709PA0940002	Rating Area 9	Tobacco User/Non-Tobacco User	20	285.74	285.74
33709PA0940002	Rating Area 9	Tobacco User/Non-Tobacco User	21	294.58	301.94
33709PA0940002	Rating Area 9	Tobacco User/Non-Tobacco User	22	294.58	301.94
33709PA0940002	Rating Area 9	Tobacco User/Non-Tobacco User	23	294.58	301.94
33709PA0940002	Rating Area 9	Tobacco User/Non-Tobacco User	24	294.58	301.94
33709PA0940002	Rating Area 9	Tobacco User/Non-Tobacco User	25	295.76	303.15
33709PA0940002	Rating Area 9	Tobacco User/Non-Tobacco User	26	301.65	309.19
33709PA0940002	Rating Area 9	Tobacco User/Non-Tobacco User	27	308.72	316.44
33709PA0940002	Rating Area 9	Tobacco User/Non-Tobacco User	28	320.21	328.22
33709PA0940002	Rating Area 9	Tobacco User/Non-Tobacco User	29	329.64	337.88
33709PA0940002	Rating Area 9	Tobacco User/Non-Tobacco User	30	334.35	342.71
33709PA0940002	Rating Area 9	Tobacco User/Non-Tobacco User	31	341.42	349.96
33709PA0940002	Rating Area 9	Tobacco User/Non-Tobacco User	32	348.49	357.20
33709PA0940002	Rating Area 9	Tobacco User/Non-Tobacco User	33	352.91	361.73
33709PA0940002	Rating Area 9	Tobacco User/Non-Tobacco User	34	357.62	366.56
33709PA0940002	Rating Area 9	Tobacco User/Non-Tobacco User	35	359.98	368.98
33709PA0940002	Rating Area 9	Tobacco User/Non-Tobacco User	36	362.33	371.39
33709PA0940002	Rating Area 9	Tobacco User/Non-Tobacco User	37	364.69	373.81
33709PA0940002	Rating Area 9	Tobacco User/Non-Tobacco User	38	367.05	376.23
33709PA0940002	Rating Area 9	Tobacco User/Non-Tobacco User	39	371.76	381.05
33709PA0940002	Rating Area 9	Tobacco User/Non-Tobacco User	40	376.47	414.12
33709PA0940002	Rating Area 9	Tobacco User/Non-Tobacco User	41	383.54	423.81
33709PA0940002	Rating Area 9	Tobacco User/Non-Tobacco User	42	390.32	434.04
33709PA0940002	Rating Area 9	Tobacco User/Non-Tobacco User	43	399.75	448.12
33709PA0940002	Rating Area 9	Tobacco User/Non-Tobacco User	44	411.53	465.85
33709PA0940002	Rating Area 9	Tobacco User/Non-Tobacco User	45	425.37	487.05
33709PA0940002	Rating Area 9	Tobacco User/Non-Tobacco User	46	441.87	512.57
33709PA0940002	Rating Area 9	Tobacco User/Non-Tobacco User	47	460.43	541.93
33709PA0940002	Rating Area 9	Tobacco User/Non-Tobacco User	48	481.64	576.04
33709PA0940002	Rating Area 9	Tobacco User/Non-Tobacco User	49	502.55	611.60
33709PA0940002	Rating Area 9	Tobacco User/Non-Tobacco User	50	526.12	644.50
33709PA0940002	Rating Area 9	Tobacco User/Non-Tobacco User	51	549.39	673.00
33709PA0940002	Rating Area 9	Tobacco User/Non-Tobacco User	52	575.02	704.40
33709PA0940002	Rating Area 9	Tobacco User/Non-Tobacco User	53	600.94	736.15
33709PA0940002	Rating Area 9	Tobacco User/Non-Tobacco User	54	628.93	770.44
33709PA0940002	Rating Area 9	Tobacco User/Non-Tobacco User	55	656.91	804.71
33709PA0940002	Rating Area 9	Tobacco User/Non-Tobacco User	56	687.26	841.89
33709PA0940002	Rating Area 9	Tobacco User/Non-Tobacco User	57	717.89	879.42
33709PA0940002	Rating Area 9	Tobacco User/Non-Tobacco User	58	750.59	919.47
33709PA0940002	Rating Area 9	Tobacco User/Non-Tobacco User	59	766.79	939.32
33709PA0940002	Rating Area 9	Tobacco User/Non-Tobacco User	60	799.49	979.38
33709PA0940002	Rating Area 9	Tobacco User/Non-Tobacco User	61	827.77	1014.02
33709PA0940002	Rating Area 9	Tobacco User/Non-Tobacco User	62	846.33	1036.75
33709PA0940002	Rating Area 9	Tobacco User/Non-Tobacco User	63	869.60	1065.26
33709PA0940002	Rating Area 9	Tobacco User/Non-Tobacco User	64 and over	883.74	1082.58
33709PA0940003	Rating Area 7	Tobacco User/Non-Tobacco User	0-14	229.48	229.48
33709PA0940003	Rating Area 7	Tobacco User/Non-Tobacco User	15	249.88	249.88
33709PA0940003	Rating Area 7	Tobacco User/Non-Tobacco User	16	257.67	257.67
33709PA0940003	Rating Area 7	Tobacco User/Non-Tobacco User	17	265.47	265.47
33709PA0940003	Rating Area 7	Tobacco User/Non-Tobacco User	18	273.87	273.87
33709PA0940003	Rating Area 7	Tobacco User/Non-Tobacco User	19	282.27	282.27
33709PA0940003	Rating Area 7	Tobacco User/Non-Tobacco User	20	290.97	290.97
33709PA0940003	Rating Area 7	Tobacco User/Non-Tobacco User	21	299.97	307.47
33709PA0940003	Rating Area 7	Tobacco User/Non-Tobacco User	22	299.97	307.47
33709PA0940003	Rating Area 7	Tobacco User/Non-Tobacco User	23	299.97	307.47
33709PA0940003	Rating Area 7	Tobacco User/Non-Tobacco User	24	299.97	307.47
33709PA0940003	Rating Area 7	Tobacco User/Non-Tobacco User	25	301.17	308.70
33709PA0940003	Rating Area 7	Tobacco User/Non-Tobacco User	26	307.17	314.85
33709PA0940003	Rating Area 7	Tobacco User/Non-Tobacco User	27	314.37	322.23

33709PA0940003 Rating Area 7	Tobacco User/Non-Tobacco User	28	326.07	334.22
33709PA0940003 Rating Area 7	Tobacco User/Non-Tobacco User	29	335.67	344.06
33709PA0940003 Rating Area 7	Tobacco User/Non-Tobacco User	30	340.47	348.98
33709PA0940003 Rating Area 7	Tobacco User/Non-Tobacco User	31	347.67	356.36
33709PA0940003 Rating Area 7	Tobacco User/Non-Tobacco User	32	354.86	363.73
33709PA0940003 Rating Area 7	Tobacco User/Non-Tobacco User	33	359.36	368.34
33709PA0940003 Rating Area 7	Tobacco User/Non-Tobacco User	34	364.16	373.26
33709PA0940003 Rating Area 7	Tobacco User/Non-Tobacco User	35	366.56	375.72
33709PA0940003 Rating Area 7	Tobacco User/Non-Tobacco User	36	368.96	378.18
33709PA0940003 Rating Area 7	Tobacco User/Non-Tobacco User	37	371.36	380.64
33709PA0940003 Rating Area 7	Tobacco User/Non-Tobacco User	38	373.76	383.10
33709PA0940003 Rating Area 7	Tobacco User/Non-Tobacco User	39	378.56	388.02
33709PA0940003 Rating Area 7	Tobacco User/Non-Tobacco User	40	383.36	421.70
33709PA0940003 Rating Area 7	Tobacco User/Non-Tobacco User	41	390.56	431.57
33709PA0940003 Rating Area 7	Tobacco User/Non-Tobacco User	42	397.46	441.98
33709PA0940003 Rating Area 7	Tobacco User/Non-Tobacco User	43	407.06	456.31
33709PA0940003 Rating Area 7	Tobacco User/Non-Tobacco User	44	419.06	474.38
33709PA0940003 Rating Area 7	Tobacco User/Non-Tobacco User	45	433.16	495.97
33709PA0940003 Rating Area 7	Tobacco User/Non-Tobacco User	46	449.96	521.95
33709PA0940003 Rating Area 7	Tobacco User/Non-Tobacco User	47	468.85	551.84
33709PA0940003 Rating Area 7	Tobacco User/Non-Tobacco User	48	490.45	586.58
33709PA0940003 Rating Area 7	Tobacco User/Non-Tobacco User	49	511.75	622.80
33709PA0940003 Rating Area 7	Tobacco User/Non-Tobacco User	50	535.75	656.29
33709PA0940003 Rating Area 7	Tobacco User/Non-Tobacco User	51	559.44	685.31
33709PA0940003 Rating Area 7	Tobacco User/Non-Tobacco User	52	585.54	717.29
33709PA0940003 Rating Area 7	Tobacco User/Non-Tobacco User	53	611.94	749.63
33709PA0940003 Rating Area 7	Tobacco User/Non-Tobacco User	54	640.44	784.54
33709PA0940003 Rating Area 7	Tobacco User/Non-Tobacco User	55	668.93	819.44
33709PA0940003 Rating Area 7	Tobacco User/Non-Tobacco User	56	699.83	857.29
33709PA0940003 Rating Area 7	Tobacco User/Non-Tobacco User	57	731.03	895.51
33709PA0940003 Rating Area 7	Tobacco User/Non-Tobacco User	58	764.32	936.29
33709PA0940003 Rating Area 7	Tobacco User/Non-Tobacco User	59	780.82	956.50
33709PA0940003 Rating Area 7	Tobacco User/Non-Tobacco User	60	814.12	997.30
33709PA0940003 Rating Area 7	Tobacco User/Non-Tobacco User	61	842.92	1032.58
33709PA0940003 Rating Area 7	Tobacco User/Non-Tobacco User	62	861.81	1055.72
33709PA0940003 Rating Area 7	Tobacco User/Non-Tobacco User	63	885.51	1084.75
33709PA0940003 Rating Area 7	Tobacco User/Non-Tobacco User	64 and over	899.91	1102.39
33709PA0940003 Rating Area 9	Tobacco User/Non-Tobacco User	0-14	225.06	225.06
33709PA0940003 Rating Area 9	Tobacco User/Non-Tobacco User	15	245.07	245.07
33709PA0940003 Rating Area 9	Tobacco User/Non-Tobacco User	16	252.72	252.72
33709PA0940003 Rating Area 9	Tobacco User/Non-Tobacco User	17	260.37	260.37
33709PA0940003 Rating Area 9	Tobacco User/Non-Tobacco User	18	268.60	268.60
33709PA0940003 Rating Area 9	Tobacco User/Non-Tobacco User	19	276.84	276.84
33709PA0940003 Rating Area 9	Tobacco User/Non-Tobacco User	20	285.37	285.37
33709PA0940003 Rating Area 9	Tobacco User/Non-Tobacco User	21	294.20	301.56
33709PA0940003 Rating Area 9	Tobacco User/Non-Tobacco User	22	294.20	301.56
33709PA0940003 Rating Area 9	Tobacco User/Non-Tobacco User	23	294.20	301.56
33709PA0940003 Rating Area 9	Tobacco User/Non-Tobacco User	24	294.20	301.56
33709PA0940003 Rating Area 9	Tobacco User/Non-Tobacco User	25	295.38	302.76
33709PA0940003 Rating Area 9	Tobacco User/Non-Tobacco User	26	301.26	308.79
33709PA0940003 Rating Area 9	Tobacco User/Non-Tobacco User	27	308.32	316.03
33709PA0940003 Rating Area 9	Tobacco User/Non-Tobacco User	28	319.80	327.80
33709PA0940003 Rating Area 9	Tobacco User/Non-Tobacco User	29	329.21	337.44
33709PA0940003 Rating Area 9	Tobacco User/Non-Tobacco User	30	333.92	342.27
33709PA0940003 Rating Area 9	Tobacco User/Non-Tobacco User	31	340.98	349.50
33709PA0940003 Rating Area 9	Tobacco User/Non-Tobacco User	32	348.04	356.74
33709PA0940003 Rating Area 9	Tobacco User/Non-Tobacco User	33	352.45	361.26
33709PA0940003 Rating Area 9	Tobacco User/Non-Tobacco User	34	357.16	366.09
33709PA0940003 Rating Area 9	Tobacco User/Non-Tobacco User	35	359.51	368.50
33709PA0940003 Rating Area 9	Tobacco User/Non-Tobacco User	36	361.87	370.92
33709PA0940003 Rating Area 9	Tobacco User/Non-Tobacco User	37	364.22	373.33
33709PA0940003 Rating Area 9	Tobacco User/Non-Tobacco User	38	366.57	375.73
33709PA0940003 Rating Area 9	Tobacco User/Non-Tobacco User	39	371.28	380.56
33709PA0940003 Rating Area 9	Tobacco User/Non-Tobacco User	40	375.99	413.59
33709PA0940003 Rating Area 9	Tobacco User/Non-Tobacco User	41	383.05	423.27
33709PA0940003 Rating Area 9	Tobacco User/Non-Tobacco User	42	389.82	433.48

33709PA0940003	Rating Area 9	Tobacco User/Non-Tobacco User	43	399.23	447.54
33709PA0940003	Rating Area 9	Tobacco User/Non-Tobacco User	44	411.00	465.25
33709PA0940003	Rating Area 9	Tobacco User/Non-Tobacco User	45	424.82	486.42
33709PA0940003	Rating Area 9	Tobacco User/Non-Tobacco User	46	441.30	511.91
33709PA0940003	Rating Area 9	Tobacco User/Non-Tobacco User	47	459.83	541.22
33709PA0940003	Rating Area 9	Tobacco User/Non-Tobacco User	48	481.02	575.30
33709PA0940003	Rating Area 9	Tobacco User/Non-Tobacco User	49	501.91	610.82
33709PA0940003	Rating Area 9	Tobacco User/Non-Tobacco User	50	525.44	643.66
33709PA0940003	Rating Area 9	Tobacco User/Non-Tobacco User	51	548.68	672.13
33709PA0940003	Rating Area 9	Tobacco User/Non-Tobacco User	52	574.28	703.49
33709PA0940003	Rating Area 9	Tobacco User/Non-Tobacco User	53	600.17	735.21
33709PA0940003	Rating Area 9	Tobacco User/Non-Tobacco User	54	628.12	769.45
33709PA0940003	Rating Area 9	Tobacco User/Non-Tobacco User	55	656.07	803.69
33709PA0940003	Rating Area 9	Tobacco User/Non-Tobacco User	56	686.37	840.80
33709PA0940003	Rating Area 9	Tobacco User/Non-Tobacco User	57	716.97	878.29
33709PA0940003	Rating Area 9	Tobacco User/Non-Tobacco User	58	749.62	918.28
33709PA0940003	Rating Area 9	Tobacco User/Non-Tobacco User	59	765.80	938.11
33709PA0940003	Rating Area 9	Tobacco User/Non-Tobacco User	60	798.46	978.11
33709PA0940003	Rating Area 9	Tobacco User/Non-Tobacco User	61	826.70	1012.71
33709PA0940003	Rating Area 9	Tobacco User/Non-Tobacco User	62	845.24	1035.42
33709PA0940003	Rating Area 9	Tobacco User/Non-Tobacco User	63	868.48	1063.89
33709PA0940003	Rating Area 9	Tobacco User/Non-Tobacco User	64 and over	882.60	1081.19
33709PA0940001	Rating Area 7	Tobacco User/Non-Tobacco User	0-14	221.10	221.10
33709PA0940001	Rating Area 7	Tobacco User/Non-Tobacco User	15	240.75	240.75
33709PA0940001	Rating Area 7	Tobacco User/Non-Tobacco User	16	248.27	248.27
33709PA0940001	Rating Area 7	Tobacco User/Non-Tobacco User	17	255.78	255.78
33709PA0940001	Rating Area 7	Tobacco User/Non-Tobacco User	18	263.88	263.88
33709PA0940001	Rating Area 7	Tobacco User/Non-Tobacco User	19	271.97	271.97
33709PA0940001	Rating Area 7	Tobacco User/Non-Tobacco User	20	280.35	280.35
33709PA0940001	Rating Area 7	Tobacco User/Non-Tobacco User	21	289.02	296.25
33709PA0940001	Rating Area 7	Tobacco User/Non-Tobacco User	22	289.02	296.25
33709PA0940001	Rating Area 7	Tobacco User/Non-Tobacco User	23	289.02	296.25
33709PA0940001	Rating Area 7	Tobacco User/Non-Tobacco User	24	289.02	296.25
33709PA0940001	Rating Area 7	Tobacco User/Non-Tobacco User	25	290.18	297.43
33709PA0940001	Rating Area 7	Tobacco User/Non-Tobacco User	26	295.96	303.36
33709PA0940001	Rating Area 7	Tobacco User/Non-Tobacco User	27	302.89	310.46
33709PA0940001	Rating Area 7	Tobacco User/Non-Tobacco User	28	314.16	322.01
33709PA0940001	Rating Area 7	Tobacco User/Non-Tobacco User	29	323.41	331.50
33709PA0940001	Rating Area 7	Tobacco User/Non-Tobacco User	30	328.04	336.24
33709PA0940001	Rating Area 7	Tobacco User/Non-Tobacco User	31	334.97	343.34
33709PA0940001	Rating Area 7	Tobacco User/Non-Tobacco User	32	341.91	350.46
33709PA0940001	Rating Area 7	Tobacco User/Non-Tobacco User	33	346.25	354.91
33709PA0940001	Rating Area 7	Tobacco User/Non-Tobacco User	34	350.87	359.64
33709PA0940001	Rating Area 7	Tobacco User/Non-Tobacco User	35	353.18	362.01
33709PA0940001	Rating Area 7	Tobacco User/Non-Tobacco User	36	355.49	364.38
33709PA0940001	Rating Area 7	Tobacco User/Non-Tobacco User	37	357.81	366.76
33709PA0940001	Rating Area 7	Tobacco User/Non-Tobacco User	38	360.12	369.12
33709PA0940001	Rating Area 7	Tobacco User/Non-Tobacco User	39	364.74	373.86
33709PA0940001	Rating Area 7	Tobacco User/Non-Tobacco User	40	369.37	406.31
33709PA0940001	Rating Area 7	Tobacco User/Non-Tobacco User	41	376.30	415.81
33709PA0940001	Rating Area 7	Tobacco User/Non-Tobacco User	42	382.95	425.84
33709PA0940001	Rating Area 7	Tobacco User/Non-Tobacco User	43	392.20	439.66
33709PA0940001	Rating Area 7	Tobacco User/Non-Tobacco User	44	403.76	457.06
33709PA0940001	Rating Area 7	Tobacco User/Non-Tobacco User	45	417.34	477.85
33709PA0940001	Rating Area 7	Tobacco User/Non-Tobacco User	46	433.53	502.89
33709PA0940001	Rating Area 7	Tobacco User/Non-Tobacco User	47	451.74	531.70
33709PA0940001	Rating Area 7	Tobacco User/Non-Tobacco User	48	472.55	565.17
33709PA0940001	Rating Area 7	Tobacco User/Non-Tobacco User	49	493.07	600.07
33709PA0940001	Rating Area 7	Tobacco User/Non-Tobacco User	50	516.19	632.33
33709PA0940001	Rating Area 7	Tobacco User/Non-Tobacco User	51	539.02	660.30
33709PA0940001	Rating Area 7	Tobacco User/Non-Tobacco User	52	564.17	691.11
33709PA0940001	Rating Area 7	Tobacco User/Non-Tobacco User	53	589.60	722.26
33709PA0940001	Rating Area 7	Tobacco User/Non-Tobacco User	54	617.06	755.90
33709PA0940001	Rating Area 7	Tobacco User/Non-Tobacco User	55	644.51	789.52
33709PA0940001	Rating Area 7	Tobacco User/Non-Tobacco User	56	674.28	825.99
33709PA0940001	Rating Area 7	Tobacco User/Non-Tobacco User	57	704.34	862.82

33709PA0940001	Rating Area 7	Tobacco User/Non-Tobacco User	58	736.42	902.11
33709PA0940001	Rating Area 7	Tobacco User/Non-Tobacco User	59	752.32	921.59
33709PA0940001	Rating Area 7	Tobacco User/Non-Tobacco User	60	784.40	960.89
33709PA0940001	Rating Area 7	Tobacco User/Non-Tobacco User	61	812.15	994.88
33709PA0940001	Rating Area 7	Tobacco User/Non-Tobacco User	62	830.35	1017.18
33709PA0940001	Rating Area 7	Tobacco User/Non-Tobacco User	63	853.19	1045.16
33709PA0940001	Rating Area 7	Tobacco User/Non-Tobacco User	64 and over	867.06	1062.15
33709PA0940001	Rating Area 9	Tobacco User/Non-Tobacco User	0-14	216.85	216.85
33709PA0940001	Rating Area 9	Tobacco User/Non-Tobacco User	15	236.13	236.13
33709PA0940001	Rating Area 9	Tobacco User/Non-Tobacco User	16	243.50	243.50
33709PA0940001	Rating Area 9	Tobacco User/Non-Tobacco User	17	250.87	250.87
33709PA0940001	Rating Area 9	Tobacco User/Non-Tobacco User	18	258.81	258.81
33709PA0940001	Rating Area 9	Tobacco User/Non-Tobacco User	19	266.75	266.75
33709PA0940001	Rating Area 9	Tobacco User/Non-Tobacco User	20	274.97	274.97
33709PA0940001	Rating Area 9	Tobacco User/Non-Tobacco User	21	283.47	290.56
33709PA0940001	Rating Area 9	Tobacco User/Non-Tobacco User	22	283.47	290.56
33709PA0940001	Rating Area 9	Tobacco User/Non-Tobacco User	23	283.47	290.56
33709PA0940001	Rating Area 9	Tobacco User/Non-Tobacco User	24	283.47	290.56
33709PA0940001	Rating Area 9	Tobacco User/Non-Tobacco User	25	284.60	291.72
33709PA0940001	Rating Area 9	Tobacco User/Non-Tobacco User	26	290.27	297.53
33709PA0940001	Rating Area 9	Tobacco User/Non-Tobacco User	27	297.08	304.51
33709PA0940001	Rating Area 9	Tobacco User/Non-Tobacco User	28	308.13	315.83
33709PA0940001	Rating Area 9	Tobacco User/Non-Tobacco User	29	317.20	325.13
33709PA0940001	Rating Area 9	Tobacco User/Non-Tobacco User	30	321.74	329.78
33709PA0940001	Rating Area 9	Tobacco User/Non-Tobacco User	31	328.54	336.75
33709PA0940001	Rating Area 9	Tobacco User/Non-Tobacco User	32	335.35	343.73
33709PA0940001	Rating Area 9	Tobacco User/Non-Tobacco User	33	339.60	348.09
33709PA0940001	Rating Area 9	Tobacco User/Non-Tobacco User	34	344.13	352.73
33709PA0940001	Rating Area 9	Tobacco User/Non-Tobacco User	35	346.40	355.06
33709PA0940001	Rating Area 9	Tobacco User/Non-Tobacco User	36	348.67	357.39
33709PA0940001	Rating Area 9	Tobacco User/Non-Tobacco User	37	350.94	359.71
33709PA0940001	Rating Area 9	Tobacco User/Non-Tobacco User	38	353.20	362.03
33709PA0940001	Rating Area 9	Tobacco User/Non-Tobacco User	39	357.74	366.68
33709PA0940001	Rating Area 9	Tobacco User/Non-Tobacco User	40	362.27	398.50
33709PA0940001	Rating Area 9	Tobacco User/Non-Tobacco User	41	369.08	407.83
33709PA0940001	Rating Area 9	Tobacco User/Non-Tobacco User	42	375.60	417.67
33709PA0940001	Rating Area 9	Tobacco User/Non-Tobacco User	43	384.67	431.22
33709PA0940001	Rating Area 9	Tobacco User/Non-Tobacco User	44	396.01	448.28
33709PA0940001	Rating Area 9	Tobacco User/Non-Tobacco User	45	409.33	468.68
33709PA0940001	Rating Area 9	Tobacco User/Non-Tobacco User	46	425.21	493.24
33709PA0940001	Rating Area 9	Tobacco User/Non-Tobacco User	47	443.06	521.48
33709PA0940001	Rating Area 9	Tobacco User/Non-Tobacco User	48	463.47	554.31
33709PA0940001	Rating Area 9	Tobacco User/Non-Tobacco User	49	483.60	588.54
33709PA0940001	Rating Area 9	Tobacco User/Non-Tobacco User	50	506.28	620.19
33709PA0940001	Rating Area 9	Tobacco User/Non-Tobacco User	51	528.67	647.62
33709PA0940001	Rating Area 9	Tobacco User/Non-Tobacco User	52	553.33	677.83
33709PA0940001	Rating Area 9	Tobacco User/Non-Tobacco User	53	578.28	708.39
33709PA0940001	Rating Area 9	Tobacco User/Non-Tobacco User	54	605.21	741.38
33709PA0940001	Rating Area 9	Tobacco User/Non-Tobacco User	55	632.14	774.37
33709PA0940001	Rating Area 9	Tobacco User/Non-Tobacco User	56	661.34	810.14
33709PA0940001	Rating Area 9	Tobacco User/Non-Tobacco User	57	690.82	846.25
33709PA0940001	Rating Area 9	Tobacco User/Non-Tobacco User	58	722.28	884.79
33709PA0940001	Rating Area 9	Tobacco User/Non-Tobacco User	59	737.87	903.89
33709PA0940001	Rating Area 9	Tobacco User/Non-Tobacco User	60	769.34	942.44
33709PA0940001	Rating Area 9	Tobacco User/Non-Tobacco User	61	796.55	975.77
33709PA0940001	Rating Area 9	Tobacco User/Non-Tobacco User	62	814.41	997.65
33709PA0940001	Rating Area 9	Tobacco User/Non-Tobacco User	63	836.80	1025.08
33709PA0940001	Rating Area 9	Tobacco User/Non-Tobacco User	64 and over	850.41	1041.75
33709PA0950001	Rating Area 7	Tobacco User/Non-Tobacco User	0-14	229.38	229.38
33709PA0950001	Rating Area 7	Tobacco User/Non-Tobacco User	15	249.77	249.77
33709PA0950001	Rating Area 7	Tobacco User/Non-Tobacco User	16	257.56	257.56
33709PA0950001	Rating Area 7	Tobacco User/Non-Tobacco User	17	265.36	265.36
33709PA0950001	Rating Area 7	Tobacco User/Non-Tobacco User	18	273.75	273.75
33709PA0950001	Rating Area 7	Tobacco User/Non-Tobacco User	19	282.15	282.15
33709PA0950001	Rating Area 7	Tobacco User/Non-Tobacco User	20	290.84	290.84
33709PA0950001	Rating Area 7	Tobacco User/Non-Tobacco User	21	299.84	307.34

33709PA0950001	Rating Area 7	Tobacco User/Non-Tobacco User	22	299.84	307.34
33709PA0950001	Rating Area 7	Tobacco User/Non-Tobacco User	23	299.84	307.34
33709PA0950001	Rating Area 7	Tobacco User/Non-Tobacco User	24	299.84	307.34
33709PA0950001	Rating Area 7	Tobacco User/Non-Tobacco User	25	301.04	308.57
33709PA0950001	Rating Area 7	Tobacco User/Non-Tobacco User	26	307.04	314.72
33709PA0950001	Rating Area 7	Tobacco User/Non-Tobacco User	27	314.23	322.09
33709PA0950001	Rating Area 7	Tobacco User/Non-Tobacco User	28	325.93	334.08
33709PA0950001	Rating Area 7	Tobacco User/Non-Tobacco User	29	335.52	343.91
33709PA0950001	Rating Area 7	Tobacco User/Non-Tobacco User	30	340.32	348.83
33709PA0950001	Rating Area 7	Tobacco User/Non-Tobacco User	31	347.51	356.20
33709PA0950001	Rating Area 7	Tobacco User/Non-Tobacco User	32	354.71	363.58
33709PA0950001	Rating Area 7	Tobacco User/Non-Tobacco User	33	359.21	368.19
33709PA0950001	Rating Area 7	Tobacco User/Non-Tobacco User	34	364.01	373.11
33709PA0950001	Rating Area 7	Tobacco User/Non-Tobacco User	35	366.40	375.56
33709PA0950001	Rating Area 7	Tobacco User/Non-Tobacco User	36	368.80	378.02
33709PA0950001	Rating Area 7	Tobacco User/Non-Tobacco User	37	371.20	380.48
33709PA0950001	Rating Area 7	Tobacco User/Non-Tobacco User	38	373.60	382.94
33709PA0950001	Rating Area 7	Tobacco User/Non-Tobacco User	39	378.40	387.86
33709PA0950001	Rating Area 7	Tobacco User/Non-Tobacco User	40	383.20	421.52
33709PA0950001	Rating Area 7	Tobacco User/Non-Tobacco User	41	390.39	431.38
33709PA0950001	Rating Area 7	Tobacco User/Non-Tobacco User	42	397.29	441.79
33709PA0950001	Rating Area 7	Tobacco User/Non-Tobacco User	43	406.88	456.11
33709PA0950001	Rating Area 7	Tobacco User/Non-Tobacco User	44	418.88	474.17
33709PA0950001	Rating Area 7	Tobacco User/Non-Tobacco User	45	432.97	495.75
33709PA0950001	Rating Area 7	Tobacco User/Non-Tobacco User	46	449.76	521.72
33709PA0950001	Rating Area 7	Tobacco User/Non-Tobacco User	47	468.65	551.60
33709PA0950001	Rating Area 7	Tobacco User/Non-Tobacco User	48	490.24	586.33
33709PA0950001	Rating Area 7	Tobacco User/Non-Tobacco User	49	511.53	622.53
33709PA0950001	Rating Area 7	Tobacco User/Non-Tobacco User	50	535.51	656.00
33709PA0950001	Rating Area 7	Tobacco User/Non-Tobacco User	51	559.20	685.02
33709PA0950001	Rating Area 7	Tobacco User/Non-Tobacco User	52	585.29	716.98
33709PA0950001	Rating Area 7	Tobacco User/Non-Tobacco User	53	611.67	749.30
33709PA0950001	Rating Area 7	Tobacco User/Non-Tobacco User	54	640.16	784.20
33709PA0950001	Rating Area 7	Tobacco User/Non-Tobacco User	55	668.64	819.08
33709PA0950001	Rating Area 7	Tobacco User/Non-Tobacco User	56	699.53	856.92
33709PA0950001	Rating Area 7	Tobacco User/Non-Tobacco User	57	730.71	895.12
33709PA0950001	Rating Area 7	Tobacco User/Non-Tobacco User	58	763.99	935.89
33709PA0950001	Rating Area 7	Tobacco User/Non-Tobacco User	59	780.48	956.09
33709PA0950001	Rating Area 7	Tobacco User/Non-Tobacco User	60	813.77	996.87
33709PA0950001	Rating Area 7	Tobacco User/Non-Tobacco User	61	842.55	1032.12
33709PA0950001	Rating Area 7	Tobacco User/Non-Tobacco User	62	861.44	1055.26
33709PA0950001	Rating Area 7	Tobacco User/Non-Tobacco User	63	885.13	1084.28
33709PA0950001	Rating Area 7	Tobacco User/Non-Tobacco User	64 and over	899.52	1101.91
33709PA0950001	Rating Area 9	Tobacco User/Non-Tobacco User	0-14	224.97	224.97
33709PA0950001	Rating Area 9	Tobacco User/Non-Tobacco User	15	244.97	244.97
33709PA0950001	Rating Area 9	Tobacco User/Non-Tobacco User	16	252.61	252.61
33709PA0950001	Rating Area 9	Tobacco User/Non-Tobacco User	17	260.26	260.26
33709PA0950001	Rating Area 9	Tobacco User/Non-Tobacco User	18	268.50	268.50
33709PA0950001	Rating Area 9	Tobacco User/Non-Tobacco User	19	276.73	276.73
33709PA0950001	Rating Area 9	Tobacco User/Non-Tobacco User	20	285.26	285.26
33709PA0950001	Rating Area 9	Tobacco User/Non-Tobacco User	21	294.08	301.43
33709PA0950001	Rating Area 9	Tobacco User/Non-Tobacco User	22	294.08	301.43
33709PA0950001	Rating Area 9	Tobacco User/Non-Tobacco User	23	294.08	301.43
33709PA0950001	Rating Area 9	Tobacco User/Non-Tobacco User	24	294.08	301.43
33709PA0950001	Rating Area 9	Tobacco User/Non-Tobacco User	25	295.26	302.64
33709PA0950001	Rating Area 9	Tobacco User/Non-Tobacco User	26	301.14	308.67
33709PA0950001	Rating Area 9	Tobacco User/Non-Tobacco User	27	308.20	315.91
33709PA0950001	Rating Area 9	Tobacco User/Non-Tobacco User	28	319.66	327.65
33709PA0950001	Rating Area 9	Tobacco User/Non-Tobacco User	29	329.08	337.31
33709PA0950001	Rating Area 9	Tobacco User/Non-Tobacco User	30	333.78	342.12
33709PA0950001	Rating Area 9	Tobacco User/Non-Tobacco User	31	340.84	349.36
33709PA0950001	Rating Area 9	Tobacco User/Non-Tobacco User	32	347.90	356.60
33709PA0950001	Rating Area 9	Tobacco User/Non-Tobacco User	33	352.31	361.12
33709PA0950001	Rating Area 9	Tobacco User/Non-Tobacco User	34	357.01	365.94
33709PA0950001	Rating Area 9	Tobacco User/Non-Tobacco User	35	359.37	368.35
33709PA0950001	Rating Area 9	Tobacco User/Non-Tobacco User	36	361.72	370.76

33709PA0950001	Rating Area 9	Tobacco User/Non-Tobacco User	37	364.07	373.17
33709PA0950001	Rating Area 9	Tobacco User/Non-Tobacco User	38	366.42	375.58
33709PA0950001	Rating Area 9	Tobacco User/Non-Tobacco User	39	371.13	380.41
33709PA0950001	Rating Area 9	Tobacco User/Non-Tobacco User	40	375.83	413.41
33709PA0950001	Rating Area 9	Tobacco User/Non-Tobacco User	41	382.89	423.09
33709PA0950001	Rating Area 9	Tobacco User/Non-Tobacco User	42	389.66	433.30
33709PA0950001	Rating Area 9	Tobacco User/Non-Tobacco User	43	399.07	447.36
33709PA0950001	Rating Area 9	Tobacco User/Non-Tobacco User	44	410.83	465.06
33709PA0950001	Rating Area 9	Tobacco User/Non-Tobacco User	45	424.65	486.22
33709PA0950001	Rating Area 9	Tobacco User/Non-Tobacco User	46	441.12	511.70
33709PA0950001	Rating Area 9	Tobacco User/Non-Tobacco User	47	459.65	541.01
33709PA0950001	Rating Area 9	Tobacco User/Non-Tobacco User	48	480.82	575.06
33709PA0950001	Rating Area 9	Tobacco User/Non-Tobacco User	49	501.70	610.57
33709PA0950001	Rating Area 9	Tobacco User/Non-Tobacco User	50	525.23	643.41
33709PA0950001	Rating Area 9	Tobacco User/Non-Tobacco User	51	548.46	671.86
33709PA0950001	Rating Area 9	Tobacco User/Non-Tobacco User	52	574.04	703.20
33709PA0950001	Rating Area 9	Tobacco User/Non-Tobacco User	53	599.92	734.90
33709PA0950001	Rating Area 9	Tobacco User/Non-Tobacco User	54	627.86	769.13
33709PA0950001	Rating Area 9	Tobacco User/Non-Tobacco User	55	655.80	803.36
33709PA0950001	Rating Area 9	Tobacco User/Non-Tobacco User	56	686.09	840.46
33709PA0950001	Rating Area 9	Tobacco User/Non-Tobacco User	57	716.67	877.92
33709PA0950001	Rating Area 9	Tobacco User/Non-Tobacco User	58	749.32	917.92
33709PA0950001	Rating Area 9	Tobacco User/Non-Tobacco User	59	765.49	937.73
33709PA0950001	Rating Area 9	Tobacco User/Non-Tobacco User	60	798.13	977.71
33709PA0950001	Rating Area 9	Tobacco User/Non-Tobacco User	61	826.36	1012.29
33709PA0950001	Rating Area 9	Tobacco User/Non-Tobacco User	62	844.89	1034.99
33709PA0950001	Rating Area 9	Tobacco User/Non-Tobacco User	63	868.12	1063.45
33709PA0950001	Rating Area 9	Tobacco User/Non-Tobacco User	64 and over	882.24	1080.74
33709PA0960001	Rating Area 7	Tobacco User/Non-Tobacco User	0-14	182.98	182.98
33709PA0960001	Rating Area 7	Tobacco User/Non-Tobacco User	15	199.25	199.25
33709PA0960001	Rating Area 7	Tobacco User/Non-Tobacco User	16	205.46	205.46
33709PA0960001	Rating Area 7	Tobacco User/Non-Tobacco User	17	211.68	211.68
33709PA0960001	Rating Area 7	Tobacco User/Non-Tobacco User	18	218.38	218.38
33709PA0960001	Rating Area 7	Tobacco User/Non-Tobacco User	19	225.08	225.08
33709PA0960001	Rating Area 7	Tobacco User/Non-Tobacco User	20	232.01	232.01
33709PA0960001	Rating Area 7	Tobacco User/Non-Tobacco User	21	239.19	245.17
33709PA0960001	Rating Area 7	Tobacco User/Non-Tobacco User	22	239.19	245.17
33709PA0960001	Rating Area 7	Tobacco User/Non-Tobacco User	23	239.19	245.17
33709PA0960001	Rating Area 7	Tobacco User/Non-Tobacco User	24	239.19	245.17
33709PA0960001	Rating Area 7	Tobacco User/Non-Tobacco User	25	240.15	246.15
33709PA0960001	Rating Area 7	Tobacco User/Non-Tobacco User	26	244.93	251.05
33709PA0960001	Rating Area 7	Tobacco User/Non-Tobacco User	27	250.67	256.94
33709PA0960001	Rating Area 7	Tobacco User/Non-Tobacco User	28	260.00	266.50
33709PA0960001	Rating Area 7	Tobacco User/Non-Tobacco User	29	267.65	274.34
33709PA0960001	Rating Area 7	Tobacco User/Non-Tobacco User	30	271.48	278.27
33709PA0960001	Rating Area 7	Tobacco User/Non-Tobacco User	31	277.22	284.15
33709PA0960001	Rating Area 7	Tobacco User/Non-Tobacco User	32	282.96	290.03
33709PA0960001	Rating Area 7	Tobacco User/Non-Tobacco User	33	286.55	293.71
33709PA0960001	Rating Area 7	Tobacco User/Non-Tobacco User	34	290.38	297.64
33709PA0960001	Rating Area 7	Tobacco User/Non-Tobacco User	35	292.29	299.60
33709PA0960001	Rating Area 7	Tobacco User/Non-Tobacco User	36	294.20	301.56
33709PA0960001	Rating Area 7	Tobacco User/Non-Tobacco User	37	296.12	303.52
33709PA0960001	Rating Area 7	Tobacco User/Non-Tobacco User	38	298.03	305.48
33709PA0960001	Rating Area 7	Tobacco User/Non-Tobacco User	39	301.86	309.41
33709PA0960001	Rating Area 7	Tobacco User/Non-Tobacco User	40	305.68	336.25
33709PA0960001	Rating Area 7	Tobacco User/Non-Tobacco User	41	311.43	344.13
33709PA0960001	Rating Area 7	Tobacco User/Non-Tobacco User	42	316.93	352.43
33709PA0960001	Rating Area 7	Tobacco User/Non-Tobacco User	43	324.58	363.85
33709PA0960001	Rating Area 7	Tobacco User/Non-Tobacco User	44	334.15	378.26
33709PA0960001	Rating Area 7	Tobacco User/Non-Tobacco User	45	345.39	395.47
33709PA0960001	Rating Area 7	Tobacco User/Non-Tobacco User	46	358.79	416.20
33709PA0960001	Rating Area 7	Tobacco User/Non-Tobacco User	47	373.85	440.02
33709PA0960001	Rating Area 7	Tobacco User/Non-Tobacco User	48	391.08	467.73
33709PA0960001	Rating Area 7	Tobacco User/Non-Tobacco User	49	408.06	496.61
33709PA0960001	Rating Area 7	Tobacco User/Non-Tobacco User	50	427.19	523.31
33709PA0960001	Rating Area 7	Tobacco User/Non-Tobacco User	51	446.09	546.46



33709PA0960001	Rating Area 7	Tobacco User/Non-Tobacco User	52	466.90	571.95
33709PA0960001	Rating Area 7	Tobacco User/Non-Tobacco User	53	487.95	597.74
33709PA0960001	Rating Area 7	Tobacco User/Non-Tobacco User	54	510.67	625.57
33709PA0960001	Rating Area 7	Tobacco User/Non-Tobacco User	55	533.39	653.40
33709PA0960001	Rating Area 7	Tobacco User/Non-Tobacco User	56	558.03	683.59
33709PA0960001	Rating Area 7	Tobacco User/Non-Tobacco User	57	582.91	714.06
33709PA0960001	Rating Area 7	Tobacco User/Non-Tobacco User	58	609.46	746.59
33709PA0960001	Rating Area 7	Tobacco User/Non-Tobacco User	59	622.61	762.70
33709PA0960001	Rating Area 7	Tobacco User/Non-Tobacco User	60	649.16	795.22
33709PA0960001	Rating Area 7	Tobacco User/Non-Tobacco User	61	672.12	823.35
33709PA0960001	Rating Area 7	Tobacco User/Non-Tobacco User	62	687.19	841.81
33709PA0960001	Rating Area 7	Tobacco User/Non-Tobacco User	63	706.09	864.96
33709PA0960001	Rating Area 7	Tobacco User/Non-Tobacco User	64 and over	717.57	879.02
33709PA0960001	Rating Area 9	Tobacco User/Non-Tobacco User	0-14	179.46	179.46
33709PA0960001	Rating Area 9	Tobacco User/Non-Tobacco User	15	195.41	195.41
33709PA0960001	Rating Area 9	Tobacco User/Non-Tobacco User	16	201.51	201.51
33709PA0960001	Rating Area 9	Tobacco User/Non-Tobacco User	17	207.61	207.61
33709PA0960001	Rating Area 9	Tobacco User/Non-Tobacco User	18	214.18	214.18
33709PA0960001	Rating Area 9	Tobacco User/Non-Tobacco User	19	220.75	220.75
33709PA0960001	Rating Area 9	Tobacco User/Non-Tobacco User	20	227.55	227.55
33709PA0960001	Rating Area 9	Tobacco User/Non-Tobacco User	21	234.59	240.45
33709PA0960001	Rating Area 9	Tobacco User/Non-Tobacco User	22	234.59	240.45
33709PA0960001	Rating Area 9	Tobacco User/Non-Tobacco User	23	234.59	240.45
33709PA0960001	Rating Area 9	Tobacco User/Non-Tobacco User	24	234.59	240.45
33709PA0960001	Rating Area 9	Tobacco User/Non-Tobacco User	25	235.53	241.42
33709PA0960001	Rating Area 9	Tobacco User/Non-Tobacco User	26	240.22	246.23
33709PA0960001	Rating Area 9	Tobacco User/Non-Tobacco User	27	245.85	252.00
33709PA0960001	Rating Area 9	Tobacco User/Non-Tobacco User	28	255.00	261.38
33709PA0960001	Rating Area 9	Tobacco User/Non-Tobacco User	29	262.51	269.07
33709PA0960001	Rating Area 9	Tobacco User/Non-Tobacco User	30	266.26	272.92
33709PA0960001	Rating Area 9	Tobacco User/Non-Tobacco User	31	271.89	278.69
33709PA0960001	Rating Area 9	Tobacco User/Non-Tobacco User	32	277.52	284.46
33709PA0960001	Rating Area 9	Tobacco User/Non-Tobacco User	33	281.04	288.07
33709PA0960001	Rating Area 9	Tobacco User/Non-Tobacco User	34	284.79	291.91
33709PA0960001	Rating Area 9	Tobacco User/Non-Tobacco User	35	286.67	293.84
33709PA0960001	Rating Area 9	Tobacco User/Non-Tobacco User	36	288.55	295.76
33709PA0960001	Rating Area 9	Tobacco User/Non-Tobacco User	37	290.42	297.68
33709PA0960001	Rating Area 9	Tobacco User/Non-Tobacco User	38	292.30	299.61
33709PA0960001	Rating Area 9	Tobacco User/Non-Tobacco User	39	296.05	303.45
33709PA0960001	Rating Area 9	Tobacco User/Non-Tobacco User	40	299.81	329.79
33709PA0960001	Rating Area 9	Tobacco User/Non-Tobacco User	41	305.44	337.51
33709PA0960001	Rating Area 9	Tobacco User/Non-Tobacco User	42	310.83	345.64
33709PA0960001	Rating Area 9	Tobacco User/Non-Tobacco User	43	318.34	356.86
33709PA0960001	Rating Area 9	Tobacco User/Non-Tobacco User	44	327.72	370.98
33709PA0960001	Rating Area 9	Tobacco User/Non-Tobacco User	45	338.75	387.87
33709PA0960001	Rating Area 9	Tobacco User/Non-Tobacco User	46	351.89	408.19
33709PA0960001	Rating Area 9	Tobacco User/Non-Tobacco User	47	366.66	431.56
33709PA0960001	Rating Area 9	Tobacco User/Non-Tobacco User	48	383.55	458.73
33709PA0960001	Rating Area 9	Tobacco User/Non-Tobacco User	49	400.21	487.06
33709PA0960001	Rating Area 9	Tobacco User/Non-Tobacco User	50	418.98	513.25
33709PA0960001	Rating Area 9	Tobacco User/Non-Tobacco User	51	437.51	535.95
33709PA0960001	Rating Area 9	Tobacco User/Non-Tobacco User	52	457.92	560.95
33709PA0960001	Rating Area 9	Tobacco User/Non-Tobacco User	53	478.56	586.24
33709PA0960001	Rating Area 9	Tobacco User/Non-Tobacco User	54	500.85	613.54
33709PA0960001	Rating Area 9	Tobacco User/Non-Tobacco User	55	523.14	640.85
33709PA0960001	Rating Area 9	Tobacco User/Non-Tobacco User	56	547.30	670.44
33709PA0960001	Rating Area 9	Tobacco User/Non-Tobacco User	57	571.70	700.33
33709PA0960001	Rating Area 9	Tobacco User/Non-Tobacco User	58	597.74	732.23
33709PA0960001	Rating Area 9	Tobacco User/Non-Tobacco User	59	610.64	748.03
33709PA0960001	Rating Area 9	Tobacco User/Non-Tobacco User	60	636.68	779.93
33709PA0960001	Rating Area 9	Tobacco User/Non-Tobacco User	61	659.20	807.52
33709PA0960001	Rating Area 9	Tobacco User/Non-Tobacco User	62	673.98	825.63
33709PA0960001	Rating Area 9	Tobacco User/Non-Tobacco User	63	692.51	848.32
33709PA0960001	Rating Area 9	Tobacco User/Non-Tobacco User	64 and over	703.77	862.12
33709PA0970006	Rating Area 6	Tobacco User/Non-Tobacco User	0-14	320.37	320.37
33709PA0970006	Rating Area 6	Tobacco User/Non-Tobacco User	15	348.84	348.84

33709PA0970006	Rating Area 6	Tobacco User/Non-Tobacco User	16	359.73	359.73
33709PA0970006	Rating Area 6	Tobacco User/Non-Tobacco User	17	370.62	370.62
33709PA0970006	Rating Area 6	Tobacco User/Non-Tobacco User	18	382.35	382.35
33709PA0970006	Rating Area 6	Tobacco User/Non-Tobacco User	19	394.07	394.07
33709PA0970006	Rating Area 6	Tobacco User/Non-Tobacco User	20	406.22	406.22
33709PA0970006	Rating Area 6	Tobacco User/Non-Tobacco User	21	418.78	429.25
33709PA0970006	Rating Area 6	Tobacco User/Non-Tobacco User	22	418.78	429.25
33709PA0970006	Rating Area 6	Tobacco User/Non-Tobacco User	23	418.78	429.25
33709PA0970006	Rating Area 6	Tobacco User/Non-Tobacco User	24	418.78	429.25
33709PA0970006	Rating Area 6	Tobacco User/Non-Tobacco User	25	420.46	430.97
33709PA0970006	Rating Area 6	Tobacco User/Non-Tobacco User	26	428.83	439.55
33709PA0970006	Rating Area 6	Tobacco User/Non-Tobacco User	27	438.88	449.85
33709PA0970006	Rating Area 6	Tobacco User/Non-Tobacco User	28	455.21	466.59
33709PA0970006	Rating Area 6	Tobacco User/Non-Tobacco User	29	468.61	480.33
33709PA0970006	Rating Area 6	Tobacco User/Non-Tobacco User	30	475.32	487.20
33709PA0970006	Rating Area 6	Tobacco User/Non-Tobacco User	31	485.37	497.50
33709PA0970006	Rating Area 6	Tobacco User/Non-Tobacco User	32	495.42	507.81
33709PA0970006	Rating Area 6	Tobacco User/Non-Tobacco User	33	501.70	514.24
33709PA0970006	Rating Area 6	Tobacco User/Non-Tobacco User	34	508.40	521.11
33709PA0970006	Rating Area 6	Tobacco User/Non-Tobacco User	35	511.75	524.54
33709PA0970006	Rating Area 6	Tobacco User/Non-Tobacco User	36	515.10	527.98
33709PA0970006	Rating Area 6	Tobacco User/Non-Tobacco User	37	518.45	531.41
33709PA0970006	Rating Area 6	Tobacco User/Non-Tobacco User	38	521.80	534.85
33709PA0970006	Rating Area 6	Tobacco User/Non-Tobacco User	39	528.50	541.71
33709PA0970006	Rating Area 6	Tobacco User/Non-Tobacco User	40	535.20	588.72
33709PA0970006	Rating Area 6	Tobacco User/Non-Tobacco User	41	545.25	602.50
33709PA0970006	Rating Area 6	Tobacco User/Non-Tobacco User	42	554.88	617.03
33709PA0970006	Rating Area 6	Tobacco User/Non-Tobacco User	43	568.28	637.04
33709PA0970006	Rating Area 6	Tobacco User/Non-Tobacco User	44	585.04	662.27
33709PA0970006	Rating Area 6	Tobacco User/Non-Tobacco User	45	604.72	692.40
33709PA0970006	Rating Area 6	Tobacco User/Non-Tobacco User	46	628.17	728.68
33709PA0970006	Rating Area 6	Tobacco User/Non-Tobacco User	47	654.55	770.41
33709PA0970006	Rating Area 6	Tobacco User/Non-Tobacco User	48	684.71	818.91
33709PA0970006	Rating Area 6	Tobacco User/Non-Tobacco User	49	714.44	869.47
33709PA0970006	Rating Area 6	Tobacco User/Non-Tobacco User	50	747.94	916.23
33709PA0970006	Rating Area 6	Tobacco User/Non-Tobacco User	51	781.02	956.75
33709PA0970006	Rating Area 6	Tobacco User/Non-Tobacco User	52	817.46	1001.39
33709PA0970006	Rating Area 6	Tobacco User/Non-Tobacco User	53	854.31	1046.53
33709PA0970006	Rating Area 6	Tobacco User/Non-Tobacco User	54	894.10	1095.27
33709PA0970006	Rating Area 6	Tobacco User/Non-Tobacco User	55	933.88	1144.00
33709PA0970006	Rating Area 6	Tobacco User/Non-Tobacco User	56	977.01	1196.84
33709PA0970006	Rating Area 6	Tobacco User/Non-Tobacco User	57	1020.57	1250.20
33709PA0970006	Rating Area 6	Tobacco User/Non-Tobacco User	58	1067.05	1307.14
33709PA0970006	Rating Area 6	Tobacco User/Non-Tobacco User	59	1090.08	1335.35
33709PA0970006	Rating Area 6	Tobacco User/Non-Tobacco User	60	1136.57	1392.30
33709PA0970006	Rating Area 6	Tobacco User/Non-Tobacco User	61	1176.77	1441.54
33709PA0970006	Rating Area 6	Tobacco User/Non-Tobacco User	62	1203.15	1473.86
33709PA0970006	Rating Area 6	Tobacco User/Non-Tobacco User	63	1236.24	1514.39
33709PA0970006	Rating Area 6	Tobacco User/Non-Tobacco User	64 and over	1256.34	1539.02
33709PA0970005	Rating Area 6	Tobacco User/Non-Tobacco User	0-14	330.06	330.06
33709PA0970005	Rating Area 6	Tobacco User/Non-Tobacco User	15	359.40	359.40
33709PA0970005	Rating Area 6	Tobacco User/Non-Tobacco User	16	370.62	370.62
33709PA0970005	Rating Area 6	Tobacco User/Non-Tobacco User	17	381.83	381.83
33709PA0970005	Rating Area 6	Tobacco User/Non-Tobacco User	18	393.91	393.91
33709PA0970005	Rating Area 6	Tobacco User/Non-Tobacco User	19	405.99	405.99
33709PA0970005	Rating Area 6	Tobacco User/Non-Tobacco User	20	418.51	418.51
33709PA0970005	Rating Area 6	Tobacco User/Non-Tobacco User	21	431.45	442.24
33709PA0970005	Rating Area 6	Tobacco User/Non-Tobacco User	22	431.45	442.24
33709PA0970005	Rating Area 6	Tobacco User/Non-Tobacco User	23	431.45	442.24
33709PA0970005	Rating Area 6	Tobacco User/Non-Tobacco User	24	431.45	442.24
33709PA0970005	Rating Area 6	Tobacco User/Non-Tobacco User	25	433.18	444.01
33709PA0970005	Rating Area 6	Tobacco User/Non-Tobacco User	26	441.80	452.85
33709PA0970005	Rating Area 6	Tobacco User/Non-Tobacco User	27	452.16	463.46
33709PA0970005	Rating Area 6	Tobacco User/Non-Tobacco User	28	468.99	480.71
33709PA0970005	Rating Area 6	Tobacco User/Non-Tobacco User	29	482.79	494.86
33709PA0970005	Rating Area 6	Tobacco User/Non-Tobacco User	30	489.70	501.94

33709PA0970005 Rating Area 6	Tobacco User/Non-Tobacco User	31	500.05	512.55
33709PA0970005 Rating Area 6	Tobacco User/Non-Tobacco User	32	510.41	523.17
33709PA0970005 Rating Area 6	Tobacco User/Non-Tobacco User	33	516.88	529.80
33709PA0970005 Rating Area 6	Tobacco User/Non-Tobacco User	34	523.78	536.87
33709PA0970005 Rating Area 6	Tobacco User/Non-Tobacco User	35	527.23	540.41
33709PA0970005 Rating Area 6	Tobacco User/Non-Tobacco User	36	530.68	543.95
33709PA0970005 Rating Area 6	Tobacco User/Non-Tobacco User	37	534.14	547.49
33709PA0970005 Rating Area 6	Tobacco User/Non-Tobacco User	38	537.59	551.03
33709PA0970005 Rating Area 6	Tobacco User/Non-Tobacco User	39	544.49	558.10
33709PA0970005 Rating Area 6	Tobacco User/Non-Tobacco User	40	551.39	606.53
33709PA0970005 Rating Area 6	Tobacco User/Non-Tobacco User	41	561.75	620.73
33709PA0970005 Rating Area 6	Tobacco User/Non-Tobacco User	42	571.67	635.70
33709PA0970005 Rating Area 6	Tobacco User/Non-Tobacco User	43	585.48	656.32
33709PA0970005 Rating Area 6	Tobacco User/Non-Tobacco User	44	602.74	682.30
33709PA0970005 Rating Area 6	Tobacco User/Non-Tobacco User	45	623.01	713.35
33709PA0970005 Rating Area 6	Tobacco User/Non-Tobacco User	46	647.18	750.73
33709PA0970005 Rating Area 6	Tobacco User/Non-Tobacco User	47	674.36	793.72
33709PA0970005 Rating Area 6	Tobacco User/Non-Tobacco User	48	705.42	843.68
33709PA0970005 Rating Area 6	Tobacco User/Non-Tobacco User	49	736.05	895.77
33709PA0970005 Rating Area 6	Tobacco User/Non-Tobacco User	50	770.57	943.95
33709PA0970005 Rating Area 6	Tobacco User/Non-Tobacco User	51	804.65	985.70
33709PA0970005 Rating Area 6	Tobacco User/Non-Tobacco User	52	842.19	1031.68
33709PA0970005 Rating Area 6	Tobacco User/Non-Tobacco User	53	880.16	1078.20
33709PA0970005 Rating Area 6	Tobacco User/Non-Tobacco User	54	921.15	1128.41
33709PA0970005 Rating Area 6	Tobacco User/Non-Tobacco User	55	962.13	1178.61
33709PA0970005 Rating Area 6	Tobacco User/Non-Tobacco User	56	1006.57	1233.05
33709PA0970005 Rating Area 6	Tobacco User/Non-Tobacco User	57	1051.44	1288.01
33709PA0970005 Rating Area 6	Tobacco User/Non-Tobacco User	58	1099.33	1346.68
33709PA0970005 Rating Area 6	Tobacco User/Non-Tobacco User	59	1123.06	1375.75
33709PA0970005 Rating Area 6	Tobacco User/Non-Tobacco User	60	1170.96	1434.43
33709PA0970005 Rating Area 6	Tobacco User/Non-Tobacco User	61	1212.37	1485.15
33709PA0970005 Rating Area 6	Tobacco User/Non-Tobacco User	62	1239.56	1518.46
33709PA0970005 Rating Area 6	Tobacco User/Non-Tobacco User	63	1273.64	1560.21
33709PA0970005 Rating Area 6	Tobacco User/Non-Tobacco User	64 and over	1294.35	1585.58
33709PA0970004 Rating Area 6	Tobacco User/Non-Tobacco User	0-14	322.00	322.00
33709PA0970004 Rating Area 6	Tobacco User/Non-Tobacco User	15	350.63	350.63
33709PA0970004 Rating Area 6	Tobacco User/Non-Tobacco User	16	361.57	361.57
33709PA0970004 Rating Area 6	Tobacco User/Non-Tobacco User	17	372.51	372.51
33709PA0970004 Rating Area 6	Tobacco User/Non-Tobacco User	18	384.30	384.30
33709PA0970004 Rating Area 6	Tobacco User/Non-Tobacco User	19	396.09	396.09
33709PA0970004 Rating Area 6	Tobacco User/Non-Tobacco User	20	408.29	408.29
33709PA0970004 Rating Area 6	Tobacco User/Non-Tobacco User	21	420.92	431.44
33709PA0970004 Rating Area 6	Tobacco User/Non-Tobacco User	22	420.92	431.44
33709PA0970004 Rating Area 6	Tobacco User/Non-Tobacco User	23	420.92	431.44
33709PA0970004 Rating Area 6	Tobacco User/Non-Tobacco User	24	420.92	431.44
33709PA0970004 Rating Area 6	Tobacco User/Non-Tobacco User	25	422.60	433.17
33709PA0970004 Rating Area 6	Tobacco User/Non-Tobacco User	26	431.02	441.80
33709PA0970004 Rating Area 6	Tobacco User/Non-Tobacco User	27	441.12	452.15
33709PA0970004 Rating Area 6	Tobacco User/Non-Tobacco User	28	457.54	468.98
33709PA0970004 Rating Area 6	Tobacco User/Non-Tobacco User	29	471.01	482.79
33709PA0970004 Rating Area 6	Tobacco User/Non-Tobacco User	30	477.74	489.68
33709PA0970004 Rating Area 6	Tobacco User/Non-Tobacco User	31	487.85	500.05
33709PA0970004 Rating Area 6	Tobacco User/Non-Tobacco User	32	497.95	510.40
33709PA0970004 Rating Area 6	Tobacco User/Non-Tobacco User	33	504.26	516.87
33709PA0970004 Rating Area 6	Tobacco User/Non-Tobacco User	34	511.00	523.78
33709PA0970004 Rating Area 6	Tobacco User/Non-Tobacco User	35	514.36	527.22
33709PA0970004 Rating Area 6	Tobacco User/Non-Tobacco User	36	517.73	530.67
33709PA0970004 Rating Area 6	Tobacco User/Non-Tobacco User	37	521.10	534.13
33709PA0970004 Rating Area 6	Tobacco User/Non-Tobacco User	38	524.47	537.58
33709PA0970004 Rating Area 6	Tobacco User/Non-Tobacco User	39	531.20	544.48
33709PA0970004 Rating Area 6	Tobacco User/Non-Tobacco User	40	537.94	591.73
33709PA0970004 Rating Area 6	Tobacco User/Non-Tobacco User	41	548.04	605.58
33709PA0970004 Rating Area 6	Tobacco User/Non-Tobacco User	42	557.72	620.18
33709PA0970004 Rating Area 6	Tobacco User/Non-Tobacco User	43	571.19	640.30
33709PA0970004 Rating Area 6	Tobacco User/Non-Tobacco User	44	588.03	665.65
33709PA0970004 Rating Area 6	Tobacco User/Non-Tobacco User	45	607.81	695.94

33709PA0970004	Rating Area 6	Tobacco User/Non-Tobacco User	46	631.38	732.40
33709PA0970004	Rating Area 6	Tobacco User/Non-Tobacco User	47	657.90	774.35
33709PA0970004	Rating Area 6	Tobacco User/Non-Tobacco User	48	688.20	823.09
33709PA0970004	Rating Area 6	Tobacco User/Non-Tobacco User	49	718.09	873.92
33709PA0970004	Rating Area 6	Tobacco User/Non-Tobacco User	50	751.76	920.91
33709PA0970004	Rating Area 6	Tobacco User/Non-Tobacco User	51	785.02	961.65
33709PA0970004	Rating Area 6	Tobacco User/Non-Tobacco User	52	821.64	1006.51
33709PA0970004	Rating Area 6	Tobacco User/Non-Tobacco User	53	858.68	1051.88
33709PA0970004	Rating Area 6	Tobacco User/Non-Tobacco User	54	898.66	1100.86
33709PA0970004	Rating Area 6	Tobacco User/Non-Tobacco User	55	938.65	1149.85
33709PA0970004	Rating Area 6	Tobacco User/Non-Tobacco User	56	982.01	1202.96
33709PA0970004	Rating Area 6	Tobacco User/Non-Tobacco User	57	1025.78	1256.58
33709PA0970004	Rating Area 6	Tobacco User/Non-Tobacco User	58	1072.50	1313.81
33709PA0970004	Rating Area 6	Tobacco User/Non-Tobacco User	59	1095.65	1342.17
33709PA0970004	Rating Area 6	Tobacco User/Non-Tobacco User	60	1142.38	1399.42
33709PA0970004	Rating Area 6	Tobacco User/Non-Tobacco User	61	1182.79	1448.92
33709PA0970004	Rating Area 6	Tobacco User/Non-Tobacco User	62	1209.30	1481.39
33709PA0970004	Rating Area 6	Tobacco User/Non-Tobacco User	63	1242.56	1522.14
33709PA0970004	Rating Area 6	Tobacco User/Non-Tobacco User	64 and over	1262.76	1546.88
33709PA0980002	Rating Area 6	Tobacco User/Non-Tobacco User	0-14	308.56	308.56
33709PA0980002	Rating Area 6	Tobacco User/Non-Tobacco User	15	335.99	335.99
33709PA0980002	Rating Area 6	Tobacco User/Non-Tobacco User	16	346.48	346.48
33709PA0980002	Rating Area 6	Tobacco User/Non-Tobacco User	17	356.96	356.96
33709PA0980002	Rating Area 6	Tobacco User/Non-Tobacco User	18	368.26	368.26
33709PA0980002	Rating Area 6	Tobacco User/Non-Tobacco User	19	379.55	379.55
33709PA0980002	Rating Area 6	Tobacco User/Non-Tobacco User	20	391.25	391.25
33709PA0980002	Rating Area 6	Tobacco User/Non-Tobacco User	21	403.35	413.43
33709PA0980002	Rating Area 6	Tobacco User/Non-Tobacco User	22	403.35	413.43
33709PA0980002	Rating Area 6	Tobacco User/Non-Tobacco User	23	403.35	413.43
33709PA0980002	Rating Area 6	Tobacco User/Non-Tobacco User	24	403.35	413.43
33709PA0980002	Rating Area 6	Tobacco User/Non-Tobacco User	25	404.96	415.08
33709PA0980002	Rating Area 6	Tobacco User/Non-Tobacco User	26	413.03	423.36
33709PA0980002	Rating Area 6	Tobacco User/Non-Tobacco User	27	422.71	433.28
33709PA0980002	Rating Area 6	Tobacco User/Non-Tobacco User	28	438.44	449.40
33709PA0980002	Rating Area 6	Tobacco User/Non-Tobacco User	29	451.35	462.63
33709PA0980002	Rating Area 6	Tobacco User/Non-Tobacco User	30	457.80	469.25
33709PA0980002	Rating Area 6	Tobacco User/Non-Tobacco User	31	467.48	479.17
33709PA0980002	Rating Area 6	Tobacco User/Non-Tobacco User	32	477.16	489.09
33709PA0980002	Rating Area 6	Tobacco User/Non-Tobacco User	33	483.21	495.29
33709PA0980002	Rating Area 6	Tobacco User/Non-Tobacco User	34	489.67	501.91
33709PA0980002	Rating Area 6	Tobacco User/Non-Tobacco User	35	492.89	505.21
33709PA0980002	Rating Area 6	Tobacco User/Non-Tobacco User	36	496.12	508.52
33709PA0980002	Rating Area 6	Tobacco User/Non-Tobacco User	37	499.35	511.83
33709PA0980002	Rating Area 6	Tobacco User/Non-Tobacco User	38	502.57	515.13
33709PA0980002	Rating Area 6	Tobacco User/Non-Tobacco User	39	509.03	521.76
33709PA0980002	Rating Area 6	Tobacco User/Non-Tobacco User	40	515.48	567.03
33709PA0980002	Rating Area 6	Tobacco User/Non-Tobacco User	41	525.16	580.30
33709PA0980002	Rating Area 6	Tobacco User/Non-Tobacco User	42	534.44	594.30
33709PA0980002	Rating Area 6	Tobacco User/Non-Tobacco User	43	547.35	613.58
33709PA0980002	Rating Area 6	Tobacco User/Non-Tobacco User	44	563.48	637.86
33709PA0980002	Rating Area 6	Tobacco User/Non-Tobacco User	45	582.44	666.89
33709PA0980002	Rating Area 6	Tobacco User/Non-Tobacco User	46	605.03	701.83
33709PA0980002	Rating Area 6	Tobacco User/Non-Tobacco User	47	630.44	742.03
33709PA0980002	Rating Area 6	Tobacco User/Non-Tobacco User	48	659.48	788.74
33709PA0980002	Rating Area 6	Tobacco User/Non-Tobacco User	49	688.12	837.44
33709PA0980002	Rating Area 6	Tobacco User/Non-Tobacco User	50	720.38	882.47
33709PA0980002	Rating Area 6	Tobacco User/Non-Tobacco User	51	752.25	921.51
33709PA0980002	Rating Area 6	Tobacco User/Non-Tobacco User	52	787.34	964.49
33709PA0980002	Rating Area 6	Tobacco User/Non-Tobacco User	53	822.83	1007.97
33709PA0980002	Rating Area 6	Tobacco User/Non-Tobacco User	54	861.15	1054.91
33709PA0980002	Rating Area 6	Tobacco User/Non-Tobacco User	55	899.47	1101.85
33709PA0980002	Rating Area 6	Tobacco User/Non-Tobacco User	56	941.02	1152.75
33709PA0980002	Rating Area 6	Tobacco User/Non-Tobacco User	57	982.96	1204.13
33709PA0980002	Rating Area 6	Tobacco User/Non-Tobacco User	58	1027.74	1258.98
33709PA0980002	Rating Area 6	Tobacco User/Non-Tobacco User	59	1049.92	1286.15
33709PA0980002	Rating Area 6	Tobacco User/Non-Tobacco User	60	1094.69	1341.00

33709PA0980002	Rating Area 6	Tobacco User/Non-Tobacco User	61	1133.41	1388.43
33709PA0980002	Rating Area 6	Tobacco User/Non-Tobacco User	62	1158.82	1419.55
33709PA0980002	Rating Area 6	Tobacco User/Non-Tobacco User	63	1190.69	1458.60
33709PA0980002	Rating Area 6	Tobacco User/Non-Tobacco User	64 and over	1210.05	1482.31
33709PA0980003	Rating Area 6	Tobacco User/Non-Tobacco User	0-14	270.04	270.04
33709PA0980003	Rating Area 6	Tobacco User/Non-Tobacco User	15	294.04	294.04
33709PA0980003	Rating Area 6	Tobacco User/Non-Tobacco User	16	303.22	303.22
33709PA0980003	Rating Area 6	Tobacco User/Non-Tobacco User	17	312.40	312.40
33709PA0980003	Rating Area 6	Tobacco User/Non-Tobacco User	18	322.28	322.28
33709PA0980003	Rating Area 6	Tobacco User/Non-Tobacco User	19	332.16	332.16
33709PA0980003	Rating Area 6	Tobacco User/Non-Tobacco User	20	342.40	342.40
33709PA0980003	Rating Area 6	Tobacco User/Non-Tobacco User	21	352.99	361.81
33709PA0980003	Rating Area 6	Tobacco User/Non-Tobacco User	22	352.99	361.81
33709PA0980003	Rating Area 6	Tobacco User/Non-Tobacco User	23	352.99	361.81
33709PA0980003	Rating Area 6	Tobacco User/Non-Tobacco User	24	352.99	361.81
33709PA0980003	Rating Area 6	Tobacco User/Non-Tobacco User	25	354.40	363.26
33709PA0980003	Rating Area 6	Tobacco User/Non-Tobacco User	26	361.46	370.50
33709PA0980003	Rating Area 6	Tobacco User/Non-Tobacco User	27	369.93	379.18
33709PA0980003	Rating Area 6	Tobacco User/Non-Tobacco User	28	383.70	393.29
33709PA0980003	Rating Area 6	Tobacco User/Non-Tobacco User	29	395.00	404.88
33709PA0980003	Rating Area 6	Tobacco User/Non-Tobacco User	30	400.64	410.66
33709PA0980003	Rating Area 6	Tobacco User/Non-Tobacco User	31	409.12	419.35
33709PA0980003	Rating Area 6	Tobacco User/Non-Tobacco User	32	417.59	428.03
33709PA0980003	Rating Area 6	Tobacco User/Non-Tobacco User	33	422.88	433.45
33709PA0980003	Rating Area 6	Tobacco User/Non-Tobacco User	34	428.53	439.24
33709PA0980003	Rating Area 6	Tobacco User/Non-Tobacco User	35	431.35	442.13
33709PA0980003	Rating Area 6	Tobacco User/Non-Tobacco User	36	434.18	445.03
33709PA0980003	Rating Area 6	Tobacco User/Non-Tobacco User	37	437.00	447.93
33709PA0980003	Rating Area 6	Tobacco User/Non-Tobacco User	38	439.83	450.83
33709PA0980003	Rating Area 6	Tobacco User/Non-Tobacco User	39	445.47	456.61
33709PA0980003	Rating Area 6	Tobacco User/Non-Tobacco User	40	451.12	496.23
33709PA0980003	Rating Area 6	Tobacco User/Non-Tobacco User	41	459.59	507.85
33709PA0980003	Rating Area 6	Tobacco User/Non-Tobacco User	42	467.71	520.09
33709PA0980003	Rating Area 6	Tobacco User/Non-Tobacco User	43	479.01	536.97
33709PA0980003	Rating Area 6	Tobacco User/Non-Tobacco User	44	493.13	558.22
33709PA0980003	Rating Area 6	Tobacco User/Non-Tobacco User	45	509.72	583.63
33709PA0980003	Rating Area 6	Tobacco User/Non-Tobacco User	46	529.49	614.21
33709PA0980003	Rating Area 6	Tobacco User/Non-Tobacco User	47	551.72	649.37
33709PA0980003	Rating Area 6	Tobacco User/Non-Tobacco User	48	577.14	690.26
33709PA0980003	Rating Area 6	Tobacco User/Non-Tobacco User	49	602.20	732.88
33709PA0980003	Rating Area 6	Tobacco User/Non-Tobacco User	50	630.44	772.29
33709PA0980003	Rating Area 6	Tobacco User/Non-Tobacco User	51	658.33	806.45
33709PA0980003	Rating Area 6	Tobacco User/Non-Tobacco User	52	689.04	844.07
33709PA0980003	Rating Area 6	Tobacco User/Non-Tobacco User	53	720.10	882.12
33709PA0980003	Rating Area 6	Tobacco User/Non-Tobacco User	54	753.63	923.20
33709PA0980003	Rating Area 6	Tobacco User/Non-Tobacco User	55	787.17	964.28
33709PA0980003	Rating Area 6	Tobacco User/Non-Tobacco User	56	823.53	1008.82
33709PA0980003	Rating Area 6	Tobacco User/Non-Tobacco User	57	860.24	1053.79
33709PA0980003	Rating Area 6	Tobacco User/Non-Tobacco User	58	899.42	1101.79
33709PA0980003	Rating Area 6	Tobacco User/Non-Tobacco User	59	918.83	1125.57
33709PA0980003	Rating Area 6	Tobacco User/Non-Tobacco User	60	958.01	1173.56
33709PA0980003	Rating Area 6	Tobacco User/Non-Tobacco User	61	991.90	1215.08
33709PA0980003	Rating Area 6	Tobacco User/Non-Tobacco User	62	1014.14	1242.32
33709PA0980003	Rating Area 6	Tobacco User/Non-Tobacco User	63	1042.03	1276.49
33709PA0980003	Rating Area 6	Tobacco User/Non-Tobacco User	64 and over	1058.97	1297.24
33709PA0970002	Rating Area 6	Tobacco User/Non-Tobacco User	0-14	233.40	233.40
33709PA0970002	Rating Area 6	Tobacco User/Non-Tobacco User	15	254.15	254.15
33709PA0970002	Rating Area 6	Tobacco User/Non-Tobacco User	16	262.08	262.08
33709PA0970002	Rating Area 6	Tobacco User/Non-Tobacco User	17	270.01	270.01
33709PA0970002	Rating Area 6	Tobacco User/Non-Tobacco User	18	278.56	278.56
33709PA0970002	Rating Area 6	Tobacco User/Non-Tobacco User	19	287.10	287.10
33709PA0970002	Rating Area 6	Tobacco User/Non-Tobacco User	20	295.95	295.95
33709PA0970002	Rating Area 6	Tobacco User/Non-Tobacco User	21	305.10	312.73
33709PA0970002	Rating Area 6	Tobacco User/Non-Tobacco User	22	305.10	312.73
33709PA0970002	Rating Area 6	Tobacco User/Non-Tobacco User	23	305.10	312.73
33709PA0970002	Rating Area 6	Tobacco User/Non-Tobacco User	24	305.10	312.73

33709PA0970002 Rating Area 6	Tobacco User/Non-Tobacco User	25	306.32	313.98
33709PA0970002 Rating Area 6	Tobacco User/Non-Tobacco User	26	312.42	320.23
33709PA0970002 Rating Area 6	Tobacco User/Non-Tobacco User	27	319.74	327.73
33709PA0970002 Rating Area 6	Tobacco User/Non-Tobacco User	28	331.64	339.93
33709PA0970002 Rating Area 6	Tobacco User/Non-Tobacco User	29	341.41	349.95
33709PA0970002 Rating Area 6	Tobacco User/Non-Tobacco User	30	346.29	354.95
33709PA0970002 Rating Area 6	Tobacco User/Non-Tobacco User	31	353.61	362.45
33709PA0970002 Rating Area 6	Tobacco User/Non-Tobacco User	32	360.93	369.95
33709PA0970002 Rating Area 6	Tobacco User/Non-Tobacco User	33	365.51	374.65
33709PA0970002 Rating Area 6	Tobacco User/Non-Tobacco User	34	370.39	379.65
33709PA0970002 Rating Area 6	Tobacco User/Non-Tobacco User	35	372.83	382.15
33709PA0970002 Rating Area 6	Tobacco User/Non-Tobacco User	36	375.27	384.65
33709PA0970002 Rating Area 6	Tobacco User/Non-Tobacco User	37	377.71	387.15
33709PA0970002 Rating Area 6	Tobacco User/Non-Tobacco User	38	380.15	389.65
33709PA0970002 Rating Area 6	Tobacco User/Non-Tobacco User	39	385.04	394.67
33709PA0970002 Rating Area 6	Tobacco User/Non-Tobacco User	40	389.92	428.91
33709PA0970002 Rating Area 6	Tobacco User/Non-Tobacco User	41	397.24	438.95
33709PA0970002 Rating Area 6	Tobacco User/Non-Tobacco User	42	404.26	449.54
33709PA0970002 Rating Area 6	Tobacco User/Non-Tobacco User	43	414.02	464.12
33709PA0970002 Rating Area 6	Tobacco User/Non-Tobacco User	44	426.22	482.48
33709PA0970002 Rating Area 6	Tobacco User/Non-Tobacco User	45	440.56	504.44
33709PA0970002 Rating Area 6	Tobacco User/Non-Tobacco User	46	457.65	530.87
33709PA0970002 Rating Area 6	Tobacco User/Non-Tobacco User	47	476.87	561.28
33709PA0970002 Rating Area 6	Tobacco User/Non-Tobacco User	48	498.84	596.61
33709PA0970002 Rating Area 6	Tobacco User/Non-Tobacco User	49	520.50	633.45
33709PA0970002 Rating Area 6	Tobacco User/Non-Tobacco User	50	544.91	667.51
33709PA0970002 Rating Area 6	Tobacco User/Non-Tobacco User	51	569.01	697.04
33709PA0970002 Rating Area 6	Tobacco User/Non-Tobacco User	52	595.56	729.56
33709PA0970002 Rating Area 6	Tobacco User/Non-Tobacco User	53	622.40	762.44
33709PA0970002 Rating Area 6	Tobacco User/Non-Tobacco User	54	651.39	797.95
33709PA0970002 Rating Area 6	Tobacco User/Non-Tobacco User	55	680.37	833.45
33709PA0970002 Rating Area 6	Tobacco User/Non-Tobacco User	56	711.80	871.96
33709PA0970002 Rating Area 6	Tobacco User/Non-Tobacco User	57	743.53	910.82
33709PA0970002 Rating Area 6	Tobacco User/Non-Tobacco User	58	777.39	952.30
33709PA0970002 Rating Area 6	Tobacco User/Non-Tobacco User	59	794.18	972.87
33709PA0970002 Rating Area 6	Tobacco User/Non-Tobacco User	60	828.04	1014.35
33709PA0970002 Rating Area 6	Tobacco User/Non-Tobacco User	61	857.33	1050.23
33709PA0970002 Rating Area 6	Tobacco User/Non-Tobacco User	62	876.55	1073.77
33709PA0970002 Rating Area 6	Tobacco User/Non-Tobacco User	63	900.66	1103.31
33709PA0970002 Rating Area 6	Tobacco User/Non-Tobacco User	64 and over	915.30	1121.24
33709PA0970003 Rating Area 6	Tobacco User/Non-Tobacco User	0-14	233.10	233.10
33709PA0970003 Rating Area 6	Tobacco User/Non-Tobacco User	15	253.82	253.82
33709PA0970003 Rating Area 6	Tobacco User/Non-Tobacco User	16	261.75	261.75
33709PA0970003 Rating Area 6	Tobacco User/Non-Tobacco User	17	269.67	269.67
33709PA0970003 Rating Area 6	Tobacco User/Non-Tobacco User	18	278.20	278.20
33709PA0970003 Rating Area 6	Tobacco User/Non-Tobacco User	19	286.73	286.73
33709PA0970003 Rating Area 6	Tobacco User/Non-Tobacco User	20	295.57	295.57
33709PA0970003 Rating Area 6	Tobacco User/Non-Tobacco User	21	304.71	312.33
33709PA0970003 Rating Area 6	Tobacco User/Non-Tobacco User	22	304.71	312.33
33709PA0970003 Rating Area 6	Tobacco User/Non-Tobacco User	23	304.71	312.33
33709PA0970003 Rating Area 6	Tobacco User/Non-Tobacco User	24	304.71	312.33
33709PA0970003 Rating Area 6	Tobacco User/Non-Tobacco User	25	305.93	313.58
33709PA0970003 Rating Area 6	Tobacco User/Non-Tobacco User	26	312.02	319.82
33709PA0970003 Rating Area 6	Tobacco User/Non-Tobacco User	27	319.34	327.32
33709PA0970003 Rating Area 6	Tobacco User/Non-Tobacco User	28	331.22	339.50
33709PA0970003 Rating Area 6	Tobacco User/Non-Tobacco User	29	340.97	349.49
33709PA0970003 Rating Area 6	Tobacco User/Non-Tobacco User	30	345.85	354.50
33709PA0970003 Rating Area 6	Tobacco User/Non-Tobacco User	31	353.16	361.99
33709PA0970003 Rating Area 6	Tobacco User/Non-Tobacco User	32	360.47	369.48
33709PA0970003 Rating Area 6	Tobacco User/Non-Tobacco User	33	365.04	374.17
33709PA0970003 Rating Area 6	Tobacco User/Non-Tobacco User	34	369.92	379.17
33709PA0970003 Rating Area 6	Tobacco User/Non-Tobacco User	35	372.36	381.67
33709PA0970003 Rating Area 6	Tobacco User/Non-Tobacco User	36	374.79	384.16
33709PA0970003 Rating Area 6	Tobacco User/Non-Tobacco User	37	377.23	386.66
33709PA0970003 Rating Area 6	Tobacco User/Non-Tobacco User	38	379.67	389.16
33709PA0970003 Rating Area 6	Tobacco User/Non-Tobacco User	39	384.54	394.15

33709PA0970003 Rating Area 6	Tobacco User/Non-Tobacco User	40	389.42	428.36
33709PA0970003 Rating Area 6	Tobacco User/Non-Tobacco User	41	396.73	438.39
33709PA0970003 Rating Area 6	Tobacco User/Non-Tobacco User	42	403.74	448.96
33709PA0970003 Rating Area 6	Tobacco User/Non-Tobacco User	43	413.49	463.52
33709PA0970003 Rating Area 6	Tobacco User/Non-Tobacco User	44	425.68	481.87
33709PA0970003 Rating Area 6	Tobacco User/Non-Tobacco User	45	440.00	503.80
33709PA0970003 Rating Area 6	Tobacco User/Non-Tobacco User	46	457.07	530.20
33709PA0970003 Rating Area 6	Tobacco User/Non-Tobacco User	47	476.26	560.56
33709PA0970003 Rating Area 6	Tobacco User/Non-Tobacco User	48	498.20	595.85
33709PA0970003 Rating Area 6	Tobacco User/Non-Tobacco User	49	519.84	632.65
33709PA0970003 Rating Area 6	Tobacco User/Non-Tobacco User	50	544.21	666.66
33709PA0970003 Rating Area 6	Tobacco User/Non-Tobacco User	51	568.28	696.14
33709PA0970003 Rating Area 6	Tobacco User/Non-Tobacco User	52	594.79	728.62
33709PA0970003 Rating Area 6	Tobacco User/Non-Tobacco User	53	621.61	761.47
33709PA0970003 Rating Area 6	Tobacco User/Non-Tobacco User	54	650.56	796.94
33709PA0970003 Rating Area 6	Tobacco User/Non-Tobacco User	55	679.50	832.39
33709PA0970003 Rating Area 6	Tobacco User/Non-Tobacco User	56	710.89	870.84
33709PA0970003 Rating Area 6	Tobacco User/Non-Tobacco User	57	742.58	909.66
33709PA0970003 Rating Area 6	Tobacco User/Non-Tobacco User	58	776.40	951.09
33709PA0970003 Rating Area 6	Tobacco User/Non-Tobacco User	59	793.16	971.62
33709PA0970003 Rating Area 6	Tobacco User/Non-Tobacco User	60	826.98	1013.05
33709PA0970003 Rating Area 6	Tobacco User/Non-Tobacco User	61	856.24	1048.89
33709PA0970003 Rating Area 6	Tobacco User/Non-Tobacco User	62	875.43	1072.40
33709PA0970003 Rating Area 6	Tobacco User/Non-Tobacco User	63	899.50	1101.89
33709PA0970003 Rating Area 6	Tobacco User/Non-Tobacco User	64 and over	914.13	1119.81
33709PA0970001 Rating Area 6	Tobacco User/Non-Tobacco User	0-14	224.60	224.60
33709PA0970001 Rating Area 6	Tobacco User/Non-Tobacco User	15	244.56	244.56
33709PA0970001 Rating Area 6	Tobacco User/Non-Tobacco User	16	252.19	252.19
33709PA0970001 Rating Area 6	Tobacco User/Non-Tobacco User	17	259.83	259.83
33709PA0970001 Rating Area 6	Tobacco User/Non-Tobacco User	18	268.05	268.05
33709PA0970001 Rating Area 6	Tobacco User/Non-Tobacco User	19	276.27	276.27
33709PA0970001 Rating Area 6	Tobacco User/Non-Tobacco User	20	284.78	284.78
33709PA0970001 Rating Area 6	Tobacco User/Non-Tobacco User	21	293.59	300.93
33709PA0970001 Rating Area 6	Tobacco User/Non-Tobacco User	22	293.59	300.93
33709PA0970001 Rating Area 6	Tobacco User/Non-Tobacco User	23	293.59	300.93
33709PA0970001 Rating Area 6	Tobacco User/Non-Tobacco User	24	293.59	300.93
33709PA0970001 Rating Area 6	Tobacco User/Non-Tobacco User	25	294.76	302.13
33709PA0970001 Rating Area 6	Tobacco User/Non-Tobacco User	26	300.64	308.16
33709PA0970001 Rating Area 6	Tobacco User/Non-Tobacco User	27	307.68	315.37
33709PA0970001 Rating Area 6	Tobacco User/Non-Tobacco User	28	319.13	327.11
33709PA0970001 Rating Area 6	Tobacco User/Non-Tobacco User	29	328.53	336.74
33709PA0970001 Rating Area 6	Tobacco User/Non-Tobacco User	30	333.22	341.55
33709PA0970001 Rating Area 6	Tobacco User/Non-Tobacco User	31	340.27	348.78
33709PA0970001 Rating Area 6	Tobacco User/Non-Tobacco User	32	347.32	356.00
33709PA0970001 Rating Area 6	Tobacco User/Non-Tobacco User	33	351.72	360.51
33709PA0970001 Rating Area 6	Tobacco User/Non-Tobacco User	34	356.42	365.33
33709PA0970001 Rating Area 6	Tobacco User/Non-Tobacco User	35	358.77	367.74
33709PA0970001 Rating Area 6	Tobacco User/Non-Tobacco User	36	361.12	370.15
33709PA0970001 Rating Area 6	Tobacco User/Non-Tobacco User	37	363.46	372.55
33709PA0970001 Rating Area 6	Tobacco User/Non-Tobacco User	38	365.81	374.96
33709PA0970001 Rating Area 6	Tobacco User/Non-Tobacco User	39	370.51	379.77
33709PA0970001 Rating Area 6	Tobacco User/Non-Tobacco User	40	375.21	412.73
33709PA0970001 Rating Area 6	Tobacco User/Non-Tobacco User	41	382.25	422.39
33709PA0970001 Rating Area 6	Tobacco User/Non-Tobacco User	42	389.01	432.58
33709PA0970001 Rating Area 6	Tobacco User/Non-Tobacco User	43	398.40	446.61
33709PA0970001 Rating Area 6	Tobacco User/Non-Tobacco User	44	410.15	464.29
33709PA0970001 Rating Area 6	Tobacco User/Non-Tobacco User	45	423.94	485.41
33709PA0970001 Rating Area 6	Tobacco User/Non-Tobacco User	46	440.39	510.85
33709PA0970001 Rating Area 6	Tobacco User/Non-Tobacco User	47	458.88	540.10
33709PA0970001 Rating Area 6	Tobacco User/Non-Tobacco User	48	480.02	574.10
33709PA0970001 Rating Area 6	Tobacco User/Non-Tobacco User	49	500.86	609.55
33709PA0970001 Rating Area 6	Tobacco User/Non-Tobacco User	50	524.35	642.33
33709PA0970001 Rating Area 6	Tobacco User/Non-Tobacco User	51	547.55	670.75
33709PA0970001 Rating Area 6	Tobacco User/Non-Tobacco User	52	573.09	702.04
33709PA0970001 Rating Area 6	Tobacco User/Non-Tobacco User	53	598.92	733.68
33709PA0970001 Rating Area 6	Tobacco User/Non-Tobacco User	54	626.81	767.84

33709PA0970001	Rating Area 6	Tobacco User/Non-Tobacco User	55	654.71	802.02
33709PA0970001	Rating Area 6	Tobacco User/Non-Tobacco User	56	684.95	839.06
33709PA0970001	Rating Area 6	Tobacco User/Non-Tobacco User	57	715.48	876.46
33709PA0970001	Rating Area 6	Tobacco User/Non-Tobacco User	58	748.07	916.39
33709PA0970001	Rating Area 6	Tobacco User/Non-Tobacco User	59	764.21	936.16
33709PA0970001	Rating Area 6	Tobacco User/Non-Tobacco User	60	796.80	976.08
33709PA0970001	Rating Area 6	Tobacco User/Non-Tobacco User	61	824.99	1010.61
33709PA0970001	Rating Area 6	Tobacco User/Non-Tobacco User	62	843.48	1033.26
33709PA0970001	Rating Area 6	Tobacco User/Non-Tobacco User	63	866.68	1061.68
33709PA0970001	Rating Area 6	Tobacco User/Non-Tobacco User	64 and over	880.77	1078.94
33709PA0980001	Rating Area 6	Tobacco User/Non-Tobacco User	0-14	233.00	233.00
33709PA0980001	Rating Area 6	Tobacco User/Non-Tobacco User	15	253.72	253.72
33709PA0980001	Rating Area 6	Tobacco User/Non-Tobacco User	16	261.63	261.63
33709PA0980001	Rating Area 6	Tobacco User/Non-Tobacco User	17	269.55	269.55
33709PA0980001	Rating Area 6	Tobacco User/Non-Tobacco User	18	278.08	278.08
33709PA0980001	Rating Area 6	Tobacco User/Non-Tobacco User	19	286.61	286.61
33709PA0980001	Rating Area 6	Tobacco User/Non-Tobacco User	20	295.44	295.44
33709PA0980001	Rating Area 6	Tobacco User/Non-Tobacco User	21	304.58	312.19
33709PA0980001	Rating Area 6	Tobacco User/Non-Tobacco User	22	304.58	312.19
33709PA0980001	Rating Area 6	Tobacco User/Non-Tobacco User	23	304.58	312.19
33709PA0980001	Rating Area 6	Tobacco User/Non-Tobacco User	24	304.58	312.19
33709PA0980001	Rating Area 6	Tobacco User/Non-Tobacco User	25	305.80	313.45
33709PA0980001	Rating Area 6	Tobacco User/Non-Tobacco User	26	311.89	319.69
33709PA0980001	Rating Area 6	Tobacco User/Non-Tobacco User	27	319.20	327.18
33709PA0980001	Rating Area 6	Tobacco User/Non-Tobacco User	28	331.08	339.36
33709PA0980001	Rating Area 6	Tobacco User/Non-Tobacco User	29	340.83	349.35
33709PA0980001	Rating Area 6	Tobacco User/Non-Tobacco User	30	345.70	354.34
33709PA0980001	Rating Area 6	Tobacco User/Non-Tobacco User	31	353.01	361.84
33709PA0980001	Rating Area 6	Tobacco User/Non-Tobacco User	32	360.32	369.33
33709PA0980001	Rating Area 6	Tobacco User/Non-Tobacco User	33	364.89	374.01
33709PA0980001	Rating Area 6	Tobacco User/Non-Tobacco User	34	369.76	379.00
33709PA0980001	Rating Area 6	Tobacco User/Non-Tobacco User	35	372.20	381.51
33709PA0980001	Rating Area 6	Tobacco User/Non-Tobacco User	36	374.63	384.00
33709PA0980001	Rating Area 6	Tobacco User/Non-Tobacco User	37	377.07	386.50
33709PA0980001	Rating Area 6	Tobacco User/Non-Tobacco User	38	379.51	389.00
33709PA0980001	Rating Area 6	Tobacco User/Non-Tobacco User	39	384.38	393.99
33709PA0980001	Rating Area 6	Tobacco User/Non-Tobacco User	40	389.25	428.18
33709PA0980001	Rating Area 6	Tobacco User/Non-Tobacco User	41	396.56	438.20
33709PA0980001	Rating Area 6	Tobacco User/Non-Tobacco User	42	403.57	448.77
33709PA0980001	Rating Area 6	Tobacco User/Non-Tobacco User	43	413.32	463.33
33709PA0980001	Rating Area 6	Tobacco User/Non-Tobacco User	44	425.50	481.67
33709PA0980001	Rating Area 6	Tobacco User/Non-Tobacco User	45	439.81	503.58
33709PA0980001	Rating Area 6	Tobacco User/Non-Tobacco User	46	456.87	529.97
33709PA0980001	Rating Area 6	Tobacco User/Non-Tobacco User	47	476.06	560.32
33709PA0980001	Rating Area 6	Tobacco User/Non-Tobacco User	48	497.99	595.60
33709PA0980001	Rating Area 6	Tobacco User/Non-Tobacco User	49	519.61	632.37
33709PA0980001	Rating Area 6	Tobacco User/Non-Tobacco User	50	543.98	666.38
33709PA0980001	Rating Area 6	Tobacco User/Non-Tobacco User	51	568.04	695.85
33709PA0980001	Rating Area 6	Tobacco User/Non-Tobacco User	52	594.54	728.31
33709PA0980001	Rating Area 6	Tobacco User/Non-Tobacco User	53	621.34	761.14
33709PA0980001	Rating Area 6	Tobacco User/Non-Tobacco User	54	650.28	796.59
33709PA0980001	Rating Area 6	Tobacco User/Non-Tobacco User	55	679.21	832.03
33709PA0980001	Rating Area 6	Tobacco User/Non-Tobacco User	56	710.59	870.47
33709PA0980001	Rating Area 6	Tobacco User/Non-Tobacco User	57	742.26	909.27
33709PA0980001	Rating Area 6	Tobacco User/Non-Tobacco User	58	776.07	950.69
33709PA0980001	Rating Area 6	Tobacco User/Non-Tobacco User	59	792.82	971.20
33709PA0980001	Rating Area 6	Tobacco User/Non-Tobacco User	60	826.63	1012.62
33709PA0980001	Rating Area 6	Tobacco User/Non-Tobacco User	61	855.87	1048.44
33709PA0980001	Rating Area 6	Tobacco User/Non-Tobacco User	62	875.06	1071.95
33709PA0980001	Rating Area 6	Tobacco User/Non-Tobacco User	63	899.12	1101.42
33709PA0980001	Rating Area 6	Tobacco User/Non-Tobacco User	64 and over	913.74	1119.33
33709PA0990001	Rating Area 6	Tobacco User/Non-Tobacco User	0-14	185.86	185.86
33709PA0990001	Rating Area 6	Tobacco User/Non-Tobacco User	15	202.39	202.39
33709PA0990001	Rating Area 6	Tobacco User/Non-Tobacco User	16	208.70	208.70
33709PA0990001	Rating Area 6	Tobacco User/Non-Tobacco User	17	215.02	215.02
33709PA0990001	Rating Area 6	Tobacco User/Non-Tobacco User	18	221.82	221.82



33709PA0990001	Rating Area 6	Tobacco User/Non-Tobacco User	19	228.63	228.63
33709PA0990001	Rating Area 6	Tobacco User/Non-Tobacco User	20	235.67	235.67
33709PA0990001	Rating Area 6	Tobacco User/Non-Tobacco User	21	242.96	249.03
33709PA0990001	Rating Area 6	Tobacco User/Non-Tobacco User	22	242.96	249.03
33709PA0990001	Rating Area 6	Tobacco User/Non-Tobacco User	23	242.96	249.03
33709PA0990001	Rating Area 6	Tobacco User/Non-Tobacco User	24	242.96	249.03
33709PA0990001	Rating Area 6	Tobacco User/Non-Tobacco User	25	243.93	250.03
33709PA0990001	Rating Area 6	Tobacco User/Non-Tobacco User	26	248.79	255.01
33709PA0990001	Rating Area 6	Tobacco User/Non-Tobacco User	27	254.62	260.99
33709PA0990001	Rating Area 6	Tobacco User/Non-Tobacco User	28	264.10	270.70
33709PA0990001	Rating Area 6	Tobacco User/Non-Tobacco User	29	271.87	278.67
33709PA0990001	Rating Area 6	Tobacco User/Non-Tobacco User	30	275.76	282.65
33709PA0990001	Rating Area 6	Tobacco User/Non-Tobacco User	31	281.59	288.63
33709PA0990001	Rating Area 6	Tobacco User/Non-Tobacco User	32	287.42	294.61
33709PA0990001	Rating Area 6	Tobacco User/Non-Tobacco User	33	291.07	298.35
33709PA0990001	Rating Area 6	Tobacco User/Non-Tobacco User	34	294.95	302.32
33709PA0990001	Rating Area 6	Tobacco User/Non-Tobacco User	35	296.90	304.32
33709PA0990001	Rating Area 6	Tobacco User/Non-Tobacco User	36	298.84	306.31
33709PA0990001	Rating Area 6	Tobacco User/Non-Tobacco User	37	300.78	308.30
33709PA0990001	Rating Area 6	Tobacco User/Non-Tobacco User	38	302.73	310.30
33709PA0990001	Rating Area 6	Tobacco User/Non-Tobacco User	39	306.62	314.29
33709PA0990001	Rating Area 6	Tobacco User/Non-Tobacco User	40	310.50	341.55
33709PA0990001	Rating Area 6	Tobacco User/Non-Tobacco User	41	316.33	349.54
33709PA0990001	Rating Area 6	Tobacco User/Non-Tobacco User	42	321.92	357.98
33709PA0990001	Rating Area 6	Tobacco User/Non-Tobacco User	43	329.70	369.59
33709PA0990001	Rating Area 6	Tobacco User/Non-Tobacco User	44	339.42	384.22
33709PA0990001	Rating Area 6	Tobacco User/Non-Tobacco User	45	350.83	401.70
33709PA0990001	Rating Area 6	Tobacco User/Non-Tobacco User	46	364.44	422.75
33709PA0990001	Rating Area 6	Tobacco User/Non-Tobacco User	47	379.75	446.97
33709PA0990001	Rating Area 6	Tobacco User/Non-Tobacco User	48	397.24	475.10
33709PA0990001	Rating Area 6	Tobacco User/Non-Tobacco User	49	414.49	504.43
33709PA0990001	Rating Area 6	Tobacco User/Non-Tobacco User	50	433.93	531.56
33709PA0990001	Rating Area 6	Tobacco User/Non-Tobacco User	51	453.12	555.07
33709PA0990001	Rating Area 6	Tobacco User/Non-Tobacco User	52	474.26	580.97
33709PA0990001	Rating Area 6	Tobacco User/Non-Tobacco User	53	495.64	607.16
33709PA0990001	Rating Area 6	Tobacco User/Non-Tobacco User	54	518.72	635.43
33709PA0990001	Rating Area 6	Tobacco User/Non-Tobacco User	55	541.80	663.71
33709PA0990001	Rating Area 6	Tobacco User/Non-Tobacco User	56	566.83	694.37
33709PA0990001	Rating Area 6	Tobacco User/Non-Tobacco User	57	592.09	725.31
33709PA0990001	Rating Area 6	Tobacco User/Non-Tobacco User	58	619.06	758.35
33709PA0990001	Rating Area 6	Tobacco User/Non-Tobacco User	59	632.42	774.71
33709PA0990001	Rating Area 6	Tobacco User/Non-Tobacco User	60	659.39	807.75
33709PA0990001	Rating Area 6	Tobacco User/Non-Tobacco User	61	682.72	836.33
33709PA0990001	Rating Area 6	Tobacco User/Non-Tobacco User	62	698.02	855.07
33709PA0990001	Rating Area 6	Tobacco User/Non-Tobacco User	63	717.22	878.59
33709PA0990001	Rating Area 6	Tobacco User/Non-Tobacco User	64 and over	728.88	892.88
33709PA1000006	Rating Area 6	Tobacco User/Non-Tobacco User	0-14	385.07	385.07
33709PA1000006	Rating Area 6	Tobacco User/Non-Tobacco User	15	419.30	419.30
33709PA1000006	Rating Area 6	Tobacco User/Non-Tobacco User	16	432.39	432.39
33709PA1000006	Rating Area 6	Tobacco User/Non-Tobacco User	17	445.47	445.47
33709PA1000006	Rating Area 6	Tobacco User/Non-Tobacco User	18	459.57	459.57
33709PA1000006	Rating Area 6	Tobacco User/Non-Tobacco User	19	473.66	473.66
33709PA1000006	Rating Area 6	Tobacco User/Non-Tobacco User	20	488.26	488.26
33709PA1000006	Rating Area 6	Tobacco User/Non-Tobacco User	21	503.36	515.94
33709PA1000006	Rating Area 6	Tobacco User/Non-Tobacco User	22	503.36	515.94
33709PA1000006	Rating Area 6	Tobacco User/Non-Tobacco User	23	503.36	515.94
33709PA1000006	Rating Area 6	Tobacco User/Non-Tobacco User	24	503.36	515.94
33709PA1000006	Rating Area 6	Tobacco User/Non-Tobacco User	25	505.37	518.00
33709PA1000006	Rating Area 6	Tobacco User/Non-Tobacco User	26	515.44	528.33
33709PA1000006	Rating Area 6	Tobacco User/Non-Tobacco User	27	527.52	540.71
33709PA1000006	Rating Area 6	Tobacco User/Non-Tobacco User	28	547.15	560.83
33709PA1000006	Rating Area 6	Tobacco User/Non-Tobacco User	29	563.26	577.34
33709PA1000006	Rating Area 6	Tobacco User/Non-Tobacco User	30	571.31	585.59
33709PA1000006	Rating Area 6	Tobacco User/Non-Tobacco User	31	583.39	597.97
33709PA1000006	Rating Area 6	Tobacco User/Non-Tobacco User	32	595.47	610.36
33709PA1000006	Rating Area 6	Tobacco User/Non-Tobacco User	33	603.03	618.11

33709PA1000006	Rating Area 6	Tobacco User/Non-Tobacco User	34	611.08	626.36
33709PA1000006	Rating Area 6	Tobacco User/Non-Tobacco User	35	615.11	630.49
33709PA1000006	Rating Area 6	Tobacco User/Non-Tobacco User	36	619.13	634.61
33709PA1000006	Rating Area 6	Tobacco User/Non-Tobacco User	37	623.16	638.74
33709PA1000006	Rating Area 6	Tobacco User/Non-Tobacco User	38	627.19	642.87
33709PA1000006	Rating Area 6	Tobacco User/Non-Tobacco User	39	635.24	651.12
33709PA1000006	Rating Area 6	Tobacco User/Non-Tobacco User	40	643.29	707.62
33709PA1000006	Rating Area 6	Tobacco User/Non-Tobacco User	41	655.37	724.18
33709PA1000006	Rating Area 6	Tobacco User/Non-Tobacco User	42	666.95	741.65
33709PA1000006	Rating Area 6	Tobacco User/Non-Tobacco User	43	683.06	765.71
33709PA1000006	Rating Area 6	Tobacco User/Non-Tobacco User	44	703.19	796.01
33709PA1000006	Rating Area 6	Tobacco User/Non-Tobacco User	45	726.85	832.24
33709PA1000006	Rating Area 6	Tobacco User/Non-Tobacco User	46	755.04	875.85
33709PA1000006	Rating Area 6	Tobacco User/Non-Tobacco User	47	786.75	926.00
33709PA1000006	Rating Area 6	Tobacco User/Non-Tobacco User	48	822.99	984.30
33709PA1000006	Rating Area 6	Tobacco User/Non-Tobacco User	49	858.73	1045.07
33709PA1000006	Rating Area 6	Tobacco User/Non-Tobacco User	50	899.00	1101.28
33709PA1000006	Rating Area 6	Tobacco User/Non-Tobacco User	51	938.77	1149.99
33709PA1000006	Rating Area 6	Tobacco User/Non-Tobacco User	52	982.56	1203.64
33709PA1000006	Rating Area 6	Tobacco User/Non-Tobacco User	53	1026.85	1257.89
33709PA1000006	Rating Area 6	Tobacco User/Non-Tobacco User	54	1074.67	1316.47
33709PA1000006	Rating Area 6	Tobacco User/Non-Tobacco User	55	1122.49	1375.05
33709PA1000006	Rating Area 6	Tobacco User/Non-Tobacco User	56	1174.34	1438.57
33709PA1000006	Rating Area 6	Tobacco User/Non-Tobacco User	57	1226.69	1502.70
33709PA1000006	Rating Area 6	Tobacco User/Non-Tobacco User	58	1282.56	1571.14
33709PA1000006	Rating Area 6	Tobacco User/Non-Tobacco User	59	1310.25	1605.06
33709PA1000006	Rating Area 6	Tobacco User/Non-Tobacco User	60	1366.12	1673.50
33709PA1000006	Rating Area 6	Tobacco User/Non-Tobacco User	61	1414.44	1732.69
33709PA1000006	Rating Area 6	Tobacco User/Non-Tobacco User	62	1446.15	1771.53
33709PA1000006	Rating Area 6	Tobacco User/Non-Tobacco User	63	1485.92	1820.25
33709PA1000006	Rating Area 6	Tobacco User/Non-Tobacco User	64 and over	1510.08	1849.85
33709PA1000006	Rating Area 7	Tobacco User/Non-Tobacco User	0-14	385.07	385.07
33709PA1000006	Rating Area 7	Tobacco User/Non-Tobacco User	15	419.30	419.30
33709PA1000006	Rating Area 7	Tobacco User/Non-Tobacco User	16	432.39	432.39
33709PA1000006	Rating Area 7	Tobacco User/Non-Tobacco User	17	445.47	445.47
33709PA1000006	Rating Area 7	Tobacco User/Non-Tobacco User	18	459.57	459.57
33709PA1000006	Rating Area 7	Tobacco User/Non-Tobacco User	19	473.66	473.66
33709PA1000006	Rating Area 7	Tobacco User/Non-Tobacco User	20	488.26	488.26
33709PA1000006	Rating Area 7	Tobacco User/Non-Tobacco User	21	503.36	515.94
33709PA1000006	Rating Area 7	Tobacco User/Non-Tobacco User	22	503.36	515.94
33709PA1000006	Rating Area 7	Tobacco User/Non-Tobacco User	23	503.36	515.94
33709PA1000006	Rating Area 7	Tobacco User/Non-Tobacco User	24	503.36	515.94
33709PA1000006	Rating Area 7	Tobacco User/Non-Tobacco User	25	505.37	518.00
33709PA1000006	Rating Area 7	Tobacco User/Non-Tobacco User	26	515.44	528.33
33709PA1000006	Rating Area 7	Tobacco User/Non-Tobacco User	27	527.52	540.71
33709PA1000006	Rating Area 7	Tobacco User/Non-Tobacco User	28	547.15	560.83
33709PA1000006	Rating Area 7	Tobacco User/Non-Tobacco User	29	563.26	577.34
33709PA1000006	Rating Area 7	Tobacco User/Non-Tobacco User	30	571.31	585.59
33709PA1000006	Rating Area 7	Tobacco User/Non-Tobacco User	31	583.39	597.97
33709PA1000006	Rating Area 7	Tobacco User/Non-Tobacco User	32	595.47	610.36
33709PA1000006	Rating Area 7	Tobacco User/Non-Tobacco User	33	603.03	618.11
33709PA1000006	Rating Area 7	Tobacco User/Non-Tobacco User	34	611.08	626.36
33709PA1000006	Rating Area 7	Tobacco User/Non-Tobacco User	35	615.11	630.49
33709PA1000006	Rating Area 7	Tobacco User/Non-Tobacco User	36	619.13	634.61
33709PA1000006	Rating Area 7	Tobacco User/Non-Tobacco User	37	623.16	638.74
33709PA1000006	Rating Area 7	Tobacco User/Non-Tobacco User	38	627.19	642.87
33709PA1000006	Rating Area 7	Tobacco User/Non-Tobacco User	39	635.24	651.12
33709PA1000006	Rating Area 7	Tobacco User/Non-Tobacco User	40	643.29	707.62
33709PA1000006	Rating Area 7	Tobacco User/Non-Tobacco User	41	655.37	724.18
33709PA1000006	Rating Area 7	Tobacco User/Non-Tobacco User	42	666.95	741.65
33709PA1000006	Rating Area 7	Tobacco User/Non-Tobacco User	43	683.06	765.71
33709PA1000006	Rating Area 7	Tobacco User/Non-Tobacco User	44	703.19	796.01
33709PA1000006	Rating Area 7	Tobacco User/Non-Tobacco User	45	726.85	832.24
33709PA1000006	Rating Area 7	Tobacco User/Non-Tobacco User	46	755.04	875.85
33709PA1000006	Rating Area 7	Tobacco User/Non-Tobacco User	47	786.75	926.00
33709PA1000006	Rating Area 7	Tobacco User/Non-Tobacco User	48	822.99	984.30

33709PA1000006	Rating Area 7	Tobacco User/Non-Tobacco User	49	858.73	1045.07
33709PA1000006	Rating Area 7	Tobacco User/Non-Tobacco User	50	899.00	1101.28
33709PA1000006	Rating Area 7	Tobacco User/Non-Tobacco User	51	938.77	1149.99
33709PA1000006	Rating Area 7	Tobacco User/Non-Tobacco User	52	982.56	1203.64
33709PA1000006	Rating Area 7	Tobacco User/Non-Tobacco User	53	1026.85	1257.89
33709PA1000006	Rating Area 7	Tobacco User/Non-Tobacco User	54	1074.67	1316.47
33709PA1000006	Rating Area 7	Tobacco User/Non-Tobacco User	55	1122.49	1375.05
33709PA1000006	Rating Area 7	Tobacco User/Non-Tobacco User	56	1174.34	1438.57
33709PA1000006	Rating Area 7	Tobacco User/Non-Tobacco User	57	1226.69	1502.70
33709PA1000006	Rating Area 7	Tobacco User/Non-Tobacco User	58	1282.56	1571.14
33709PA1000006	Rating Area 7	Tobacco User/Non-Tobacco User	59	1310.25	1605.06
33709PA1000006	Rating Area 7	Tobacco User/Non-Tobacco User	60	1366.12	1673.50
33709PA1000006	Rating Area 7	Tobacco User/Non-Tobacco User	61	1414.44	1732.69
33709PA1000006	Rating Area 7	Tobacco User/Non-Tobacco User	62	1446.15	1771.53
33709PA1000006	Rating Area 7	Tobacco User/Non-Tobacco User	63	1485.92	1820.25
33709PA1000006	Rating Area 7	Tobacco User/Non-Tobacco User	64 and over	1510.08	1849.85
33709PA1000006	Rating Area 9	Tobacco User/Non-Tobacco User	0-14	377.67	377.67
33709PA1000006	Rating Area 9	Tobacco User/Non-Tobacco User	15	411.24	411.24
33709PA1000006	Rating Area 9	Tobacco User/Non-Tobacco User	16	424.07	424.07
33709PA1000006	Rating Area 9	Tobacco User/Non-Tobacco User	17	436.91	436.91
33709PA1000006	Rating Area 9	Tobacco User/Non-Tobacco User	18	450.73	450.73
33709PA1000006	Rating Area 9	Tobacco User/Non-Tobacco User	19	464.55	464.55
33709PA1000006	Rating Area 9	Tobacco User/Non-Tobacco User	20	478.87	478.87
33709PA1000006	Rating Area 9	Tobacco User/Non-Tobacco User	21	493.68	506.02
33709PA1000006	Rating Area 9	Tobacco User/Non-Tobacco User	22	493.68	506.02
33709PA1000006	Rating Area 9	Tobacco User/Non-Tobacco User	23	493.68	506.02
33709PA1000006	Rating Area 9	Tobacco User/Non-Tobacco User	24	493.68	506.02
33709PA1000006	Rating Area 9	Tobacco User/Non-Tobacco User	25	495.65	508.04
33709PA1000006	Rating Area 9	Tobacco User/Non-Tobacco User	26	505.53	518.17
33709PA1000006	Rating Area 9	Tobacco User/Non-Tobacco User	27	517.38	530.31
33709PA1000006	Rating Area 9	Tobacco User/Non-Tobacco User	28	536.63	550.05
33709PA1000006	Rating Area 9	Tobacco User/Non-Tobacco User	29	552.43	566.24
33709PA1000006	Rating Area 9	Tobacco User/Non-Tobacco User	30	560.33	574.34
33709PA1000006	Rating Area 9	Tobacco User/Non-Tobacco User	31	572.18	586.48
33709PA1000006	Rating Area 9	Tobacco User/Non-Tobacco User	32	584.02	598.62
33709PA1000006	Rating Area 9	Tobacco User/Non-Tobacco User	33	591.43	606.22
33709PA1000006	Rating Area 9	Tobacco User/Non-Tobacco User	34	599.33	614.31
33709PA1000006	Rating Area 9	Tobacco User/Non-Tobacco User	35	603.28	618.36
33709PA1000006	Rating Area 9	Tobacco User/Non-Tobacco User	36	607.23	622.41
33709PA1000006	Rating Area 9	Tobacco User/Non-Tobacco User	37	611.18	626.46
33709PA1000006	Rating Area 9	Tobacco User/Non-Tobacco User	38	615.13	630.51
33709PA1000006	Rating Area 9	Tobacco User/Non-Tobacco User	39	623.02	638.60
33709PA1000006	Rating Area 9	Tobacco User/Non-Tobacco User	40	630.92	694.01
33709PA1000006	Rating Area 9	Tobacco User/Non-Tobacco User	41	642.77	710.26
33709PA1000006	Rating Area 9	Tobacco User/Non-Tobacco User	42	654.13	727.39
33709PA1000006	Rating Area 9	Tobacco User/Non-Tobacco User	43	669.92	750.98
33709PA1000006	Rating Area 9	Tobacco User/Non-Tobacco User	44	689.67	780.71
33709PA1000006	Rating Area 9	Tobacco User/Non-Tobacco User	45	712.87	816.24
33709PA1000006	Rating Area 9	Tobacco User/Non-Tobacco User	46	740.52	859.00
33709PA1000006	Rating Area 9	Tobacco User/Non-Tobacco User	47	771.62	908.20
33709PA1000006	Rating Area 9	Tobacco User/Non-Tobacco User	48	807.17	965.38
33709PA1000006	Rating Area 9	Tobacco User/Non-Tobacco User	49	842.22	1024.98
33709PA1000006	Rating Area 9	Tobacco User/Non-Tobacco User	50	881.71	1080.09
33709PA1000006	Rating Area 9	Tobacco User/Non-Tobacco User	51	920.71	1127.87
33709PA1000006	Rating Area 9	Tobacco User/Non-Tobacco User	52	963.66	1180.48
33709PA1000006	Rating Area 9	Tobacco User/Non-Tobacco User	53	1007.11	1233.71
33709PA1000006	Rating Area 9	Tobacco User/Non-Tobacco User	54	1054.01	1291.16
33709PA1000006	Rating Area 9	Tobacco User/Non-Tobacco User	55	1100.91	1348.61
33709PA1000006	Rating Area 9	Tobacco User/Non-Tobacco User	56	1151.76	1410.91
33709PA1000006	Rating Area 9	Tobacco User/Non-Tobacco User	57	1203.10	1473.80
33709PA1000006	Rating Area 9	Tobacco User/Non-Tobacco User	58	1257.90	1540.93
33709PA1000006	Rating Area 9	Tobacco User/Non-Tobacco User	59	1285.05	1574.19
33709PA1000006	Rating Area 9	Tobacco User/Non-Tobacco User	60	1339.85	1641.32
33709PA1000006	Rating Area 9	Tobacco User/Non-Tobacco User	61	1387.24	1699.37
33709PA1000006	Rating Area 9	Tobacco User/Non-Tobacco User	62	1418.34	1737.47
33709PA1000006	Rating Area 9	Tobacco User/Non-Tobacco User	63	1457.34	1785.24

33709PA1000006	Rating Area 9	Tobacco User/Non-Tobacco User	64 and over	1481.04	1814.27
33709PA1000005	Rating Area 6	Tobacco User/Non-Tobacco User	0-14	396.71	396.71
33709PA1000005	Rating Area 6	Tobacco User/Non-Tobacco User	15	431.98	431.98
33709PA1000005	Rating Area 6	Tobacco User/Non-Tobacco User	16	445.46	445.46
33709PA1000005	Rating Area 6	Tobacco User/Non-Tobacco User	17	458.94	458.94
33709PA1000005	Rating Area 6	Tobacco User/Non-Tobacco User	18	473.46	473.46
33709PA1000005	Rating Area 6	Tobacco User/Non-Tobacco User	19	487.98	487.98
33709PA1000005	Rating Area 6	Tobacco User/Non-Tobacco User	20	503.02	503.02
33709PA1000005	Rating Area 6	Tobacco User/Non-Tobacco User	21	518.58	531.54
33709PA1000005	Rating Area 6	Tobacco User/Non-Tobacco User	22	518.58	531.54
33709PA1000005	Rating Area 6	Tobacco User/Non-Tobacco User	23	518.58	531.54
33709PA1000005	Rating Area 6	Tobacco User/Non-Tobacco User	24	518.58	531.54
33709PA1000005	Rating Area 6	Tobacco User/Non-Tobacco User	25	520.65	533.67
33709PA1000005	Rating Area 6	Tobacco User/Non-Tobacco User	26	531.03	544.31
33709PA1000005	Rating Area 6	Tobacco User/Non-Tobacco User	27	543.47	557.06
33709PA1000005	Rating Area 6	Tobacco User/Non-Tobacco User	28	563.70	577.79
33709PA1000005	Rating Area 6	Tobacco User/Non-Tobacco User	29	580.29	594.80
33709PA1000005	Rating Area 6	Tobacco User/Non-Tobacco User	30	588.59	603.30
33709PA1000005	Rating Area 6	Tobacco User/Non-Tobacco User	31	601.03	616.06
33709PA1000005	Rating Area 6	Tobacco User/Non-Tobacco User	32	613.48	628.82
33709PA1000005	Rating Area 6	Tobacco User/Non-Tobacco User	33	621.26	636.79
33709PA1000005	Rating Area 6	Tobacco User/Non-Tobacco User	34	629.56	645.30
33709PA1000005	Rating Area 6	Tobacco User/Non-Tobacco User	35	633.70	649.54
33709PA1000005	Rating Area 6	Tobacco User/Non-Tobacco User	36	637.85	653.80
33709PA1000005	Rating Area 6	Tobacco User/Non-Tobacco User	37	642.00	658.05
33709PA1000005	Rating Area 6	Tobacco User/Non-Tobacco User	38	646.15	662.30
33709PA1000005	Rating Area 6	Tobacco User/Non-Tobacco User	39	654.45	670.81
33709PA1000005	Rating Area 6	Tobacco User/Non-Tobacco User	40	662.75	729.03
33709PA1000005	Rating Area 6	Tobacco User/Non-Tobacco User	41	675.19	746.08
33709PA1000005	Rating Area 6	Tobacco User/Non-Tobacco User	42	687.12	764.08
33709PA1000005	Rating Area 6	Tobacco User/Non-Tobacco User	43	703.71	788.86
33709PA1000005	Rating Area 6	Tobacco User/Non-Tobacco User	44	724.46	820.09
33709PA1000005	Rating Area 6	Tobacco User/Non-Tobacco User	45	748.83	857.41
33709PA1000005	Rating Area 6	Tobacco User/Non-Tobacco User	46	777.87	902.33
33709PA1000005	Rating Area 6	Tobacco User/Non-Tobacco User	47	810.54	954.01
33709PA1000005	Rating Area 6	Tobacco User/Non-Tobacco User	48	847.88	1014.06
33709PA1000005	Rating Area 6	Tobacco User/Non-Tobacco User	49	884.70	1076.68
33709PA1000005	Rating Area 6	Tobacco User/Non-Tobacco User	50	926.18	1134.57
33709PA1000005	Rating Area 6	Tobacco User/Non-Tobacco User	51	967.15	1184.76
33709PA1000005	Rating Area 6	Tobacco User/Non-Tobacco User	52	1012.27	1240.03
33709PA1000005	Rating Area 6	Tobacco User/Non-Tobacco User	53	1057.90	1295.93
33709PA1000005	Rating Area 6	Tobacco User/Non-Tobacco User	54	1107.17	1356.28
33709PA1000005	Rating Area 6	Tobacco User/Non-Tobacco User	55	1156.43	1416.63
33709PA1000005	Rating Area 6	Tobacco User/Non-Tobacco User	56	1209.85	1482.07
33709PA1000005	Rating Area 6	Tobacco User/Non-Tobacco User	57	1263.78	1548.13
33709PA1000005	Rating Area 6	Tobacco User/Non-Tobacco User	58	1321.34	1618.64
33709PA1000005	Rating Area 6	Tobacco User/Non-Tobacco User	59	1349.86	1653.58
33709PA1000005	Rating Area 6	Tobacco User/Non-Tobacco User	60	1407.43	1724.10
33709PA1000005	Rating Area 6	Tobacco User/Non-Tobacco User	61	1457.21	1785.08
33709PA1000005	Rating Area 6	Tobacco User/Non-Tobacco User	62	1489.88	1825.10
33709PA1000005	Rating Area 6	Tobacco User/Non-Tobacco User	63	1530.85	1875.29
33709PA1000005	Rating Area 6	Tobacco User/Non-Tobacco User	64 and over	1555.74	1905.78
33709PA1000005	Rating Area 7	Tobacco User/Non-Tobacco User	0-14	396.71	396.71
33709PA1000005	Rating Area 7	Tobacco User/Non-Tobacco User	15	431.98	431.98
33709PA1000005	Rating Area 7	Tobacco User/Non-Tobacco User	16	445.46	445.46
33709PA1000005	Rating Area 7	Tobacco User/Non-Tobacco User	17	458.94	458.94
33709PA1000005	Rating Area 7	Tobacco User/Non-Tobacco User	18	473.46	473.46
33709PA1000005	Rating Area 7	Tobacco User/Non-Tobacco User	19	487.98	487.98
33709PA1000005	Rating Area 7	Tobacco User/Non-Tobacco User	20	503.02	503.02
33709PA1000005	Rating Area 7	Tobacco User/Non-Tobacco User	21	518.58	531.54
33709PA1000005	Rating Area 7	Tobacco User/Non-Tobacco User	22	518.58	531.54
33709PA1000005	Rating Area 7	Tobacco User/Non-Tobacco User	23	518.58	531.54
33709PA1000005	Rating Area 7	Tobacco User/Non-Tobacco User	24	518.58	531.54
33709PA1000005	Rating Area 7	Tobacco User/Non-Tobacco User	25	520.65	533.67
33709PA1000005	Rating Area 7	Tobacco User/Non-Tobacco User	26	531.03	544.31
33709PA1000005	Rating Area 7	Tobacco User/Non-Tobacco User	27	543.47	557.06

33709PA1000005 Rating Area 7	Tobacco User/Non-Tobacco User	28	563.70	577.79
33709PA1000005 Rating Area 7	Tobacco User/Non-Tobacco User	29	580.29	594.80
33709PA1000005 Rating Area 7	Tobacco User/Non-Tobacco User	30	588.59	603.30
33709PA1000005 Rating Area 7	Tobacco User/Non-Tobacco User	31	601.03	616.06
33709PA1000005 Rating Area 7	Tobacco User/Non-Tobacco User	32	613.48	628.82
33709PA1000005 Rating Area 7	Tobacco User/Non-Tobacco User	33	621.26	636.79
33709PA1000005 Rating Area 7	Tobacco User/Non-Tobacco User	34	629.56	645.30
33709PA1000005 Rating Area 7	Tobacco User/Non-Tobacco User	35	633.70	649.54
33709PA1000005 Rating Area 7	Tobacco User/Non-Tobacco User	36	637.85	653.80
33709PA1000005 Rating Area 7	Tobacco User/Non-Tobacco User	37	642.00	658.05
33709PA1000005 Rating Area 7	Tobacco User/Non-Tobacco User	38	646.15	662.30
33709PA1000005 Rating Area 7	Tobacco User/Non-Tobacco User	39	654.45	670.81
33709PA1000005 Rating Area 7	Tobacco User/Non-Tobacco User	40	662.75	729.03
33709PA1000005 Rating Area 7	Tobacco User/Non-Tobacco User	41	675.19	746.08
33709PA1000005 Rating Area 7	Tobacco User/Non-Tobacco User	42	687.12	764.08
33709PA1000005 Rating Area 7	Tobacco User/Non-Tobacco User	43	703.71	788.86
33709PA1000005 Rating Area 7	Tobacco User/Non-Tobacco User	44	724.46	820.09
33709PA1000005 Rating Area 7	Tobacco User/Non-Tobacco User	45	748.83	857.41
33709PA1000005 Rating Area 7	Tobacco User/Non-Tobacco User	46	777.87	902.33
33709PA1000005 Rating Area 7	Tobacco User/Non-Tobacco User	47	810.54	954.01
33709PA1000005 Rating Area 7	Tobacco User/Non-Tobacco User	48	847.88	1014.06
33709PA1000005 Rating Area 7	Tobacco User/Non-Tobacco User	49	884.70	1076.68
33709PA1000005 Rating Area 7	Tobacco User/Non-Tobacco User	50	926.18	1134.57
33709PA1000005 Rating Area 7	Tobacco User/Non-Tobacco User	51	967.15	1184.76
33709PA1000005 Rating Area 7	Tobacco User/Non-Tobacco User	52	1012.27	1240.03
33709PA1000005 Rating Area 7	Tobacco User/Non-Tobacco User	53	1057.90	1295.93
33709PA1000005 Rating Area 7	Tobacco User/Non-Tobacco User	54	1107.17	1356.28
33709PA1000005 Rating Area 7	Tobacco User/Non-Tobacco User	55	1156.43	1416.63
33709PA1000005 Rating Area 7	Tobacco User/Non-Tobacco User	56	1209.85	1482.07
33709PA1000005 Rating Area 7	Tobacco User/Non-Tobacco User	57	1263.78	1548.13
33709PA1000005 Rating Area 7	Tobacco User/Non-Tobacco User	58	1321.34	1618.64
33709PA1000005 Rating Area 7	Tobacco User/Non-Tobacco User	59	1349.86	1653.58
33709PA1000005 Rating Area 7	Tobacco User/Non-Tobacco User	60	1407.43	1724.10
33709PA1000005 Rating Area 7	Tobacco User/Non-Tobacco User	61	1457.21	1785.08
33709PA1000005 Rating Area 7	Tobacco User/Non-Tobacco User	62	1489.88	1825.10
33709PA1000005 Rating Area 7	Tobacco User/Non-Tobacco User	63	1530.85	1875.29
33709PA1000005 Rating Area 7	Tobacco User/Non-Tobacco User	64 and over	1555.74	1905.78
33709PA1000005 Rating Area 9	Tobacco User/Non-Tobacco User	0-14	389.09	389.09
33709PA1000005 Rating Area 9	Tobacco User/Non-Tobacco User	15	423.67	423.67
33709PA1000005 Rating Area 9	Tobacco User/Non-Tobacco User	16	436.90	436.90
33709PA1000005 Rating Area 9	Tobacco User/Non-Tobacco User	17	450.12	450.12
33709PA1000005 Rating Area 9	Tobacco User/Non-Tobacco User	18	464.36	464.36
33709PA1000005 Rating Area 9	Tobacco User/Non-Tobacco User	19	478.60	478.60
33709PA1000005 Rating Area 9	Tobacco User/Non-Tobacco User	20	493.35	493.35
33709PA1000005 Rating Area 9	Tobacco User/Non-Tobacco User	21	508.61	521.33
33709PA1000005 Rating Area 9	Tobacco User/Non-Tobacco User	22	508.61	521.33
33709PA1000005 Rating Area 9	Tobacco User/Non-Tobacco User	23	508.61	521.33
33709PA1000005 Rating Area 9	Tobacco User/Non-Tobacco User	24	508.61	521.33
33709PA1000005 Rating Area 9	Tobacco User/Non-Tobacco User	25	510.64	523.41
33709PA1000005 Rating Area 9	Tobacco User/Non-Tobacco User	26	520.82	533.84
33709PA1000005 Rating Area 9	Tobacco User/Non-Tobacco User	27	533.02	546.35
33709PA1000005 Rating Area 9	Tobacco User/Non-Tobacco User	28	552.86	566.68
33709PA1000005 Rating Area 9	Tobacco User/Non-Tobacco User	29	569.13	583.36
33709PA1000005 Rating Area 9	Tobacco User/Non-Tobacco User	30	577.27	591.70
33709PA1000005 Rating Area 9	Tobacco User/Non-Tobacco User	31	589.48	604.22
33709PA1000005 Rating Area 9	Tobacco User/Non-Tobacco User	32	601.69	616.73
33709PA1000005 Rating Area 9	Tobacco User/Non-Tobacco User	33	609.31	624.54
33709PA1000005 Rating Area 9	Tobacco User/Non-Tobacco User	34	617.45	632.89
33709PA1000005 Rating Area 9	Tobacco User/Non-Tobacco User	35	621.52	637.06
33709PA1000005 Rating Area 9	Tobacco User/Non-Tobacco User	36	625.59	641.23
33709PA1000005 Rating Area 9	Tobacco User/Non-Tobacco User	37	629.66	645.40
33709PA1000005 Rating Area 9	Tobacco User/Non-Tobacco User	38	633.73	649.57
33709PA1000005 Rating Area 9	Tobacco User/Non-Tobacco User	39	641.87	657.92
33709PA1000005 Rating Area 9	Tobacco User/Non-Tobacco User	40	650.00	715.00
33709PA1000005 Rating Area 9	Tobacco User/Non-Tobacco User	41	662.21	731.74
33709PA1000005 Rating Area 9	Tobacco User/Non-Tobacco User	42	673.91	749.39

33709PA1000005	Rating Area 9	Tobacco User/Non-Tobacco User	43	690.18	773.69
33709PA1000005	Rating Area 9	Tobacco User/Non-Tobacco User	44	710.53	804.32
33709PA1000005	Rating Area 9	Tobacco User/Non-Tobacco User	45	734.43	840.92
33709PA1000005	Rating Area 9	Tobacco User/Non-Tobacco User	46	762.92	884.99
33709PA1000005	Rating Area 9	Tobacco User/Non-Tobacco User	47	794.96	935.67
33709PA1000005	Rating Area 9	Tobacco User/Non-Tobacco User	48	831.58	994.57
33709PA1000005	Rating Area 9	Tobacco User/Non-Tobacco User	49	867.69	1055.98
33709PA1000005	Rating Area 9	Tobacco User/Non-Tobacco User	50	908.38	1112.77
33709PA1000005	Rating Area 9	Tobacco User/Non-Tobacco User	51	948.56	1161.99
33709PA1000005	Rating Area 9	Tobacco User/Non-Tobacco User	52	992.81	1216.19
33709PA1000005	Rating Area 9	Tobacco User/Non-Tobacco User	53	1037.56	1271.01
33709PA1000005	Rating Area 9	Tobacco User/Non-Tobacco User	54	1085.88	1330.20
33709PA1000005	Rating Area 9	Tobacco User/Non-Tobacco User	55	1134.20	1389.40
33709PA1000005	Rating Area 9	Tobacco User/Non-Tobacco User	56	1186.59	1453.57
33709PA1000005	Rating Area 9	Tobacco User/Non-Tobacco User	57	1239.48	1518.36
33709PA1000005	Rating Area 9	Tobacco User/Non-Tobacco User	58	1295.94	1587.53
33709PA1000005	Rating Area 9	Tobacco User/Non-Tobacco User	59	1323.91	1621.79
33709PA1000005	Rating Area 9	Tobacco User/Non-Tobacco User	60	1380.37	1690.95
33709PA1000005	Rating Area 9	Tobacco User/Non-Tobacco User	61	1429.19	1750.76
33709PA1000005	Rating Area 9	Tobacco User/Non-Tobacco User	62	1461.24	1790.02
33709PA1000005	Rating Area 9	Tobacco User/Non-Tobacco User	63	1501.42	1839.24
33709PA1000005	Rating Area 9	Tobacco User/Non-Tobacco User	64 and over	1525.83	1869.14
33709PA1000004	Rating Area 6	Tobacco User/Non-Tobacco User	0-14	387.04	387.04
33709PA1000004	Rating Area 6	Tobacco User/Non-Tobacco User	15	421.44	421.44
33709PA1000004	Rating Area 6	Tobacco User/Non-Tobacco User	16	434.59	434.59
33709PA1000004	Rating Area 6	Tobacco User/Non-Tobacco User	17	447.75	447.75
33709PA1000004	Rating Area 6	Tobacco User/Non-Tobacco User	18	461.91	461.91
33709PA1000004	Rating Area 6	Tobacco User/Non-Tobacco User	19	476.08	476.08
33709PA1000004	Rating Area 6	Tobacco User/Non-Tobacco User	20	490.75	490.75
33709PA1000004	Rating Area 6	Tobacco User/Non-Tobacco User	21	505.93	518.58
33709PA1000004	Rating Area 6	Tobacco User/Non-Tobacco User	22	505.93	518.58
33709PA1000004	Rating Area 6	Tobacco User/Non-Tobacco User	23	505.93	518.58
33709PA1000004	Rating Area 6	Tobacco User/Non-Tobacco User	24	505.93	518.58
33709PA1000004	Rating Area 6	Tobacco User/Non-Tobacco User	25	507.95	520.65
33709PA1000004	Rating Area 6	Tobacco User/Non-Tobacco User	26	518.07	531.02
33709PA1000004	Rating Area 6	Tobacco User/Non-Tobacco User	27	530.21	543.47
33709PA1000004	Rating Area 6	Tobacco User/Non-Tobacco User	28	549.95	563.70
33709PA1000004	Rating Area 6	Tobacco User/Non-Tobacco User	29	566.14	580.29
33709PA1000004	Rating Area 6	Tobacco User/Non-Tobacco User	30	574.23	588.59
33709PA1000004	Rating Area 6	Tobacco User/Non-Tobacco User	31	586.37	601.03
33709PA1000004	Rating Area 6	Tobacco User/Non-Tobacco User	32	598.52	613.48
33709PA1000004	Rating Area 6	Tobacco User/Non-Tobacco User	33	606.10	621.25
33709PA1000004	Rating Area 6	Tobacco User/Non-Tobacco User	34	614.20	629.56
33709PA1000004	Rating Area 6	Tobacco User/Non-Tobacco User	35	618.25	633.71
33709PA1000004	Rating Area 6	Tobacco User/Non-Tobacco User	36	622.29	637.85
33709PA1000004	Rating Area 6	Tobacco User/Non-Tobacco User	37	626.34	642.00
33709PA1000004	Rating Area 6	Tobacco User/Non-Tobacco User	38	630.39	646.15
33709PA1000004	Rating Area 6	Tobacco User/Non-Tobacco User	39	638.48	654.44
33709PA1000004	Rating Area 6	Tobacco User/Non-Tobacco User	40	646.58	711.24
33709PA1000004	Rating Area 6	Tobacco User/Non-Tobacco User	41	658.72	727.89
33709PA1000004	Rating Area 6	Tobacco User/Non-Tobacco User	42	670.36	745.44
33709PA1000004	Rating Area 6	Tobacco User/Non-Tobacco User	43	686.55	769.62
33709PA1000004	Rating Area 6	Tobacco User/Non-Tobacco User	44	706.78	800.07
33709PA1000004	Rating Area 6	Tobacco User/Non-Tobacco User	45	730.56	836.49
33709PA1000004	Rating Area 6	Tobacco User/Non-Tobacco User	46	758.90	880.32
33709PA1000004	Rating Area 6	Tobacco User/Non-Tobacco User	47	790.77	930.74
33709PA1000004	Rating Area 6	Tobacco User/Non-Tobacco User	48	827.20	989.33
33709PA1000004	Rating Area 6	Tobacco User/Non-Tobacco User	49	863.12	1050.42
33709PA1000004	Rating Area 6	Tobacco User/Non-Tobacco User	50	903.59	1106.90
33709PA1000004	Rating Area 6	Tobacco User/Non-Tobacco User	51	943.56	1155.86
33709PA1000004	Rating Area 6	Tobacco User/Non-Tobacco User	52	987.58	1209.79
33709PA1000004	Rating Area 6	Tobacco User/Non-Tobacco User	53	1032.10	1264.32
33709PA1000004	Rating Area 6	Tobacco User/Non-Tobacco User	54	1080.16	1323.20
33709PA1000004	Rating Area 6	Tobacco User/Non-Tobacco User	55	1128.22	1382.07
33709PA1000004	Rating Area 6	Tobacco User/Non-Tobacco User	56	1180.33	1445.90
33709PA1000004	Rating Area 6	Tobacco User/Non-Tobacco User	57	1232.95	1510.36

33709PA1000004	Rating Area 6	Tobacco User/Non-Tobacco User	58	1289.11	1579.16
33709PA1000004	Rating Area 6	Tobacco User/Non-Tobacco User	59	1316.94	1613.25
33709PA1000004	Rating Area 6	Tobacco User/Non-Tobacco User	60	1373.09	1682.04
33709PA1000004	Rating Area 6	Tobacco User/Non-Tobacco User	61	1421.66	1741.53
33709PA1000004	Rating Area 6	Tobacco User/Non-Tobacco User	62	1453.54	1780.59
33709PA1000004	Rating Area 6	Tobacco User/Non-Tobacco User	63	1493.51	1829.55
33709PA1000004	Rating Area 6	Tobacco User/Non-Tobacco User	64 and over	1517.79	1859.29
33709PA1000004	Rating Area 7	Tobacco User/Non-Tobacco User	0-14	387.04	387.04
33709PA1000004	Rating Area 7	Tobacco User/Non-Tobacco User	15	421.44	421.44
33709PA1000004	Rating Area 7	Tobacco User/Non-Tobacco User	16	434.59	434.59
33709PA1000004	Rating Area 7	Tobacco User/Non-Tobacco User	17	447.75	447.75
33709PA1000004	Rating Area 7	Tobacco User/Non-Tobacco User	18	461.91	461.91
33709PA1000004	Rating Area 7	Tobacco User/Non-Tobacco User	19	476.08	476.08
33709PA1000004	Rating Area 7	Tobacco User/Non-Tobacco User	20	490.75	490.75
33709PA1000004	Rating Area 7	Tobacco User/Non-Tobacco User	21	505.93	518.58
33709PA1000004	Rating Area 7	Tobacco User/Non-Tobacco User	22	505.93	518.58
33709PA1000004	Rating Area 7	Tobacco User/Non-Tobacco User	23	505.93	518.58
33709PA1000004	Rating Area 7	Tobacco User/Non-Tobacco User	24	505.93	518.58
33709PA1000004	Rating Area 7	Tobacco User/Non-Tobacco User	25	507.95	520.65
33709PA1000004	Rating Area 7	Tobacco User/Non-Tobacco User	26	518.07	531.02
33709PA1000004	Rating Area 7	Tobacco User/Non-Tobacco User	27	530.21	543.47
33709PA1000004	Rating Area 7	Tobacco User/Non-Tobacco User	28	549.95	563.70
33709PA1000004	Rating Area 7	Tobacco User/Non-Tobacco User	29	566.14	580.29
33709PA1000004	Rating Area 7	Tobacco User/Non-Tobacco User	30	574.23	588.59
33709PA1000004	Rating Area 7	Tobacco User/Non-Tobacco User	31	586.37	601.03
33709PA1000004	Rating Area 7	Tobacco User/Non-Tobacco User	32	598.52	613.48
33709PA1000004	Rating Area 7	Tobacco User/Non-Tobacco User	33	606.10	621.25
33709PA1000004	Rating Area 7	Tobacco User/Non-Tobacco User	34	614.20	629.56
33709PA1000004	Rating Area 7	Tobacco User/Non-Tobacco User	35	618.25	633.71
33709PA1000004	Rating Area 7	Tobacco User/Non-Tobacco User	36	622.29	637.85
33709PA1000004	Rating Area 7	Tobacco User/Non-Tobacco User	37	626.34	642.00
33709PA1000004	Rating Area 7	Tobacco User/Non-Tobacco User	38	630.39	646.15
33709PA1000004	Rating Area 7	Tobacco User/Non-Tobacco User	39	638.48	654.44
33709PA1000004	Rating Area 7	Tobacco User/Non-Tobacco User	40	646.58	711.24
33709PA1000004	Rating Area 7	Tobacco User/Non-Tobacco User	41	658.72	727.89
33709PA1000004	Rating Area 7	Tobacco User/Non-Tobacco User	42	670.36	745.44
33709PA1000004	Rating Area 7	Tobacco User/Non-Tobacco User	43	686.55	769.62
33709PA1000004	Rating Area 7	Tobacco User/Non-Tobacco User	44	706.78	800.07
33709PA1000004	Rating Area 7	Tobacco User/Non-Tobacco User	45	730.56	836.49
33709PA1000004	Rating Area 7	Tobacco User/Non-Tobacco User	46	758.90	880.32
33709PA1000004	Rating Area 7	Tobacco User/Non-Tobacco User	47	790.77	930.74
33709PA1000004	Rating Area 7	Tobacco User/Non-Tobacco User	48	827.20	989.33
33709PA1000004	Rating Area 7	Tobacco User/Non-Tobacco User	49	863.12	1050.42
33709PA1000004	Rating Area 7	Tobacco User/Non-Tobacco User	50	903.59	1106.90
33709PA1000004	Rating Area 7	Tobacco User/Non-Tobacco User	51	943.56	1155.86
33709PA1000004	Rating Area 7	Tobacco User/Non-Tobacco User	52	987.58	1209.79
33709PA1000004	Rating Area 7	Tobacco User/Non-Tobacco User	53	1032.10	1264.32
33709PA1000004	Rating Area 7	Tobacco User/Non-Tobacco User	54	1080.16	1323.20
33709PA1000004	Rating Area 7	Tobacco User/Non-Tobacco User	55	1128.22	1382.07
33709PA1000004	Rating Area 7	Tobacco User/Non-Tobacco User	56	1180.33	1445.90
33709PA1000004	Rating Area 7	Tobacco User/Non-Tobacco User	57	1232.95	1510.36
33709PA1000004	Rating Area 7	Tobacco User/Non-Tobacco User	58	1289.11	1579.16
33709PA1000004	Rating Area 7	Tobacco User/Non-Tobacco User	59	1316.94	1613.25
33709PA1000004	Rating Area 7	Tobacco User/Non-Tobacco User	60	1373.09	1682.04
33709PA1000004	Rating Area 7	Tobacco User/Non-Tobacco User	61	1421.66	1741.53
33709PA1000004	Rating Area 7	Tobacco User/Non-Tobacco User	62	1453.54	1780.59
33709PA1000004	Rating Area 7	Tobacco User/Non-Tobacco User	63	1493.51	1829.55
33709PA1000004	Rating Area 7	Tobacco User/Non-Tobacco User	64 and over	1517.79	1859.29
33709PA1000004	Rating Area 9	Tobacco User/Non-Tobacco User	0-14	379.59	379.59
33709PA1000004	Rating Area 9	Tobacco User/Non-Tobacco User	15	413.33	413.33
33709PA1000004	Rating Area 9	Tobacco User/Non-Tobacco User	16	426.24	426.24
33709PA1000004	Rating Area 9	Tobacco User/Non-Tobacco User	17	439.14	439.14
33709PA1000004	Rating Area 9	Tobacco User/Non-Tobacco User	18	453.03	453.03
33709PA1000004	Rating Area 9	Tobacco User/Non-Tobacco User	19	466.92	466.92
33709PA1000004	Rating Area 9	Tobacco User/Non-Tobacco User	20	481.31	481.31
33709PA1000004	Rating Area 9	Tobacco User/Non-Tobacco User	21	496.20	508.61

33709PA1000004	Rating Area 9	Tobacco User/Non-Tobacco User	22	496.20	508.61
33709PA1000004	Rating Area 9	Tobacco User/Non-Tobacco User	23	496.20	508.61
33709PA1000004	Rating Area 9	Tobacco User/Non-Tobacco User	24	496.20	508.61
33709PA1000004	Rating Area 9	Tobacco User/Non-Tobacco User	25	498.18	510.63
33709PA1000004	Rating Area 9	Tobacco User/Non-Tobacco User	26	508.11	520.81
33709PA1000004	Rating Area 9	Tobacco User/Non-Tobacco User	27	520.02	533.02
33709PA1000004	Rating Area 9	Tobacco User/Non-Tobacco User	28	539.37	552.85
33709PA1000004	Rating Area 9	Tobacco User/Non-Tobacco User	29	555.25	569.13
33709PA1000004	Rating Area 9	Tobacco User/Non-Tobacco User	30	563.19	577.27
33709PA1000004	Rating Area 9	Tobacco User/Non-Tobacco User	31	575.10	589.48
33709PA1000004	Rating Area 9	Tobacco User/Non-Tobacco User	32	587.00	601.68
33709PA1000004	Rating Area 9	Tobacco User/Non-Tobacco User	33	594.45	609.31
33709PA1000004	Rating Area 9	Tobacco User/Non-Tobacco User	34	602.39	617.45
33709PA1000004	Rating Area 9	Tobacco User/Non-Tobacco User	35	606.36	621.52
33709PA1000004	Rating Area 9	Tobacco User/Non-Tobacco User	36	610.33	625.59
33709PA1000004	Rating Area 9	Tobacco User/Non-Tobacco User	37	614.30	629.66
33709PA1000004	Rating Area 9	Tobacco User/Non-Tobacco User	38	618.27	633.73
33709PA1000004	Rating Area 9	Tobacco User/Non-Tobacco User	39	626.20	641.86
33709PA1000004	Rating Area 9	Tobacco User/Non-Tobacco User	40	634.14	697.55
33709PA1000004	Rating Area 9	Tobacco User/Non-Tobacco User	41	646.05	713.89
33709PA1000004	Rating Area 9	Tobacco User/Non-Tobacco User	42	657.47	731.11
33709PA1000004	Rating Area 9	Tobacco User/Non-Tobacco User	43	673.34	754.81
33709PA1000004	Rating Area 9	Tobacco User/Non-Tobacco User	44	693.19	784.69
33709PA1000004	Rating Area 9	Tobacco User/Non-Tobacco User	45	716.51	820.40
33709PA1000004	Rating Area 9	Tobacco User/Non-Tobacco User	46	744.30	863.39
33709PA1000004	Rating Area 9	Tobacco User/Non-Tobacco User	47	775.56	912.83
33709PA1000004	Rating Area 9	Tobacco User/Non-Tobacco User	48	811.29	970.30
33709PA1000004	Rating Area 9	Tobacco User/Non-Tobacco User	49	846.52	1030.21
33709PA1000004	Rating Area 9	Tobacco User/Non-Tobacco User	50	886.21	1085.61
33709PA1000004	Rating Area 9	Tobacco User/Non-Tobacco User	51	925.41	1133.63
33709PA1000004	Rating Area 9	Tobacco User/Non-Tobacco User	52	968.58	1186.51
33709PA1000004	Rating Area 9	Tobacco User/Non-Tobacco User	53	1012.25	1240.01
33709PA1000004	Rating Area 9	Tobacco User/Non-Tobacco User	54	1059.39	1297.75
33709PA1000004	Rating Area 9	Tobacco User/Non-Tobacco User	55	1106.53	1355.50
33709PA1000004	Rating Area 9	Tobacco User/Non-Tobacco User	56	1157.63	1418.10
33709PA1000004	Rating Area 9	Tobacco User/Non-Tobacco User	57	1209.24	1481.32
33709PA1000004	Rating Area 9	Tobacco User/Non-Tobacco User	58	1264.32	1548.79
33709PA1000004	Rating Area 9	Tobacco User/Non-Tobacco User	59	1291.61	1582.22
33709PA1000004	Rating Area 9	Tobacco User/Non-Tobacco User	60	1346.69	1649.70
33709PA1000004	Rating Area 9	Tobacco User/Non-Tobacco User	61	1394.32	1708.04
33709PA1000004	Rating Area 9	Tobacco User/Non-Tobacco User	62	1425.58	1746.34
33709PA1000004	Rating Area 9	Tobacco User/Non-Tobacco User	63	1464.78	1794.36
33709PA1000004	Rating Area 9	Tobacco User/Non-Tobacco User	64 and over	1488.60	1823.54
33709PA1010002	Rating Area 6	Tobacco User/Non-Tobacco User	0-14	370.88	370.88
33709PA1010002	Rating Area 6	Tobacco User/Non-Tobacco User	15	403.85	403.85
33709PA1010002	Rating Area 6	Tobacco User/Non-Tobacco User	16	416.45	416.45
33709PA1010002	Rating Area 6	Tobacco User/Non-Tobacco User	17	429.06	429.06
33709PA1010002	Rating Area 6	Tobacco User/Non-Tobacco User	18	442.63	442.63
33709PA1010002	Rating Area 6	Tobacco User/Non-Tobacco User	19	456.21	456.21
33709PA1010002	Rating Area 6	Tobacco User/Non-Tobacco User	20	470.27	470.27
33709PA1010002	Rating Area 6	Tobacco User/Non-Tobacco User	21	484.81	496.93
33709PA1010002	Rating Area 6	Tobacco User/Non-Tobacco User	22	484.81	496.93
33709PA1010002	Rating Area 6	Tobacco User/Non-Tobacco User	23	484.81	496.93
33709PA1010002	Rating Area 6	Tobacco User/Non-Tobacco User	24	484.81	496.93
33709PA1010002	Rating Area 6	Tobacco User/Non-Tobacco User	25	486.75	498.92
33709PA1010002	Rating Area 6	Tobacco User/Non-Tobacco User	26	496.45	508.86
33709PA1010002	Rating Area 6	Tobacco User/Non-Tobacco User	27	508.08	520.78
33709PA1010002	Rating Area 6	Tobacco User/Non-Tobacco User	28	526.99	540.16
33709PA1010002	Rating Area 6	Tobacco User/Non-Tobacco User	29	542.50	556.06
33709PA1010002	Rating Area 6	Tobacco User/Non-Tobacco User	30	550.26	564.02
33709PA1010002	Rating Area 6	Tobacco User/Non-Tobacco User	31	561.89	575.94
33709PA1010002	Rating Area 6	Tobacco User/Non-Tobacco User	32	573.53	587.87
33709PA1010002	Rating Area 6	Tobacco User/Non-Tobacco User	33	580.80	595.32
33709PA1010002	Rating Area 6	Tobacco User/Non-Tobacco User	34	588.56	603.27
33709PA1010002	Rating Area 6	Tobacco User/Non-Tobacco User	35	592.44	607.25
33709PA1010002	Rating Area 6	Tobacco User/Non-Tobacco User	36	596.32	611.23



33709PA1010002 Rating Area 6	Tobacco User/Non-Tobacco User	37	600.19	615.19
33709PA1010002 Rating Area 6	Tobacco User/Non-Tobacco User	38	604.07	619.17
33709PA1010002 Rating Area 6	Tobacco User/Non-Tobacco User	39	611.83	627.13
33709PA1010002 Rating Area 6	Tobacco User/Non-Tobacco User	40	619.59	681.55
33709PA1010002 Rating Area 6	Tobacco User/Non-Tobacco User	41	631.22	697.50
33709PA1010002 Rating Area 6	Tobacco User/Non-Tobacco User	42	642.37	714.32
33709PA1010002 Rating Area 6	Tobacco User/Non-Tobacco User	43	657.89	737.49
33709PA1010002 Rating Area 6	Tobacco User/Non-Tobacco User	44	677.28	766.68
33709PA1010002 Rating Area 6	Tobacco User/Non-Tobacco User	45	700.07	801.58
33709PA1010002 Rating Area 6	Tobacco User/Non-Tobacco User	46	727.22	843.58
33709PA1010002 Rating Area 6	Tobacco User/Non-Tobacco User	47	757.76	891.88
33709PA1010002 Rating Area 6	Tobacco User/Non-Tobacco User	48	792.66	948.02
33709PA1010002 Rating Area 6	Tobacco User/Non-Tobacco User	49	827.09	1006.57
33709PA1010002 Rating Area 6	Tobacco User/Non-Tobacco User	50	865.87	1060.69
33709PA1010002 Rating Area 6	Tobacco User/Non-Tobacco User	51	904.17	1107.61
33709PA1010002 Rating Area 6	Tobacco User/Non-Tobacco User	52	946.35	1159.28
33709PA1010002 Rating Area 6	Tobacco User/Non-Tobacco User	53	989.01	1211.54
33709PA1010002 Rating Area 6	Tobacco User/Non-Tobacco User	54	1035.07	1267.96
33709PA1010002 Rating Area 6	Tobacco User/Non-Tobacco User	55	1081.13	1324.38
33709PA1010002 Rating Area 6	Tobacco User/Non-Tobacco User	56	1131.06	1385.55
33709PA1010002 Rating Area 6	Tobacco User/Non-Tobacco User	57	1181.48	1447.31
33709PA1010002 Rating Area 6	Tobacco User/Non-Tobacco User	58	1235.30	1513.24
33709PA1010002 Rating Area 6	Tobacco User/Non-Tobacco User	59	1261.96	1545.90
33709PA1010002 Rating Area 6	Tobacco User/Non-Tobacco User	60	1315.77	1611.82
33709PA1010002 Rating Area 6	Tobacco User/Non-Tobacco User	61	1362.32	1668.84
33709PA1010002 Rating Area 6	Tobacco User/Non-Tobacco User	62	1392.86	1706.25
33709PA1010002 Rating Area 6	Tobacco User/Non-Tobacco User	63	1431.16	1753.17
33709PA1010002 Rating Area 6	Tobacco User/Non-Tobacco User	64 and over	1454.43	1781.68
33709PA1010002 Rating Area 7	Tobacco User/Non-Tobacco User	0-14	370.88	370.88
33709PA1010002 Rating Area 7	Tobacco User/Non-Tobacco User	15	403.85	403.85
33709PA1010002 Rating Area 7	Tobacco User/Non-Tobacco User	16	416.45	416.45
33709PA1010002 Rating Area 7	Tobacco User/Non-Tobacco User	17	429.06	429.06
33709PA1010002 Rating Area 7	Tobacco User/Non-Tobacco User	18	442.63	442.63
33709PA1010002 Rating Area 7	Tobacco User/Non-Tobacco User	19	456.21	456.21
33709PA1010002 Rating Area 7	Tobacco User/Non-Tobacco User	20	470.27	470.27
33709PA1010002 Rating Area 7	Tobacco User/Non-Tobacco User	21	484.81	496.93
33709PA1010002 Rating Area 7	Tobacco User/Non-Tobacco User	22	484.81	496.93
33709PA1010002 Rating Area 7	Tobacco User/Non-Tobacco User	23	484.81	496.93
33709PA1010002 Rating Area 7	Tobacco User/Non-Tobacco User	24	484.81	496.93
33709PA1010002 Rating Area 7	Tobacco User/Non-Tobacco User	25	486.75	498.92
33709PA1010002 Rating Area 7	Tobacco User/Non-Tobacco User	26	496.45	508.86
33709PA1010002 Rating Area 7	Tobacco User/Non-Tobacco User	27	508.08	520.78
33709PA1010002 Rating Area 7	Tobacco User/Non-Tobacco User	28	526.99	540.16
33709PA1010002 Rating Area 7	Tobacco User/Non-Tobacco User	29	542.50	556.06
33709PA1010002 Rating Area 7	Tobacco User/Non-Tobacco User	30	550.26	564.02
33709PA1010002 Rating Area 7	Tobacco User/Non-Tobacco User	31	561.89	575.94
33709PA1010002 Rating Area 7	Tobacco User/Non-Tobacco User	32	573.53	587.87
33709PA1010002 Rating Area 7	Tobacco User/Non-Tobacco User	33	580.80	595.32
33709PA1010002 Rating Area 7	Tobacco User/Non-Tobacco User	34	588.56	603.27
33709PA1010002 Rating Area 7	Tobacco User/Non-Tobacco User	35	592.44	607.25
33709PA1010002 Rating Area 7	Tobacco User/Non-Tobacco User	36	596.32	611.23
33709PA1010002 Rating Area 7	Tobacco User/Non-Tobacco User	37	600.19	615.19
33709PA1010002 Rating Area 7	Tobacco User/Non-Tobacco User	38	604.07	619.17
33709PA1010002 Rating Area 7	Tobacco User/Non-Tobacco User	39	611.83	627.13
33709PA1010002 Rating Area 7	Tobacco User/Non-Tobacco User	40	619.59	681.55
33709PA1010002 Rating Area 7	Tobacco User/Non-Tobacco User	41	631.22	697.50
33709PA1010002 Rating Area 7	Tobacco User/Non-Tobacco User	42	642.37	714.32
33709PA1010002 Rating Area 7	Tobacco User/Non-Tobacco User	43	657.89	737.49
33709PA1010002 Rating Area 7	Tobacco User/Non-Tobacco User	44	677.28	766.68
33709PA1010002 Rating Area 7	Tobacco User/Non-Tobacco User	45	700.07	801.58
33709PA1010002 Rating Area 7	Tobacco User/Non-Tobacco User	46	727.22	843.58
33709PA1010002 Rating Area 7	Tobacco User/Non-Tobacco User	47	757.76	891.88
33709PA1010002 Rating Area 7	Tobacco User/Non-Tobacco User	48	792.66	948.02
33709PA1010002 Rating Area 7	Tobacco User/Non-Tobacco User	49	827.09	1006.57
33709PA1010002 Rating Area 7	Tobacco User/Non-Tobacco User	50	865.87	1060.69
33709PA1010002 Rating Area 7	Tobacco User/Non-Tobacco User	51	904.17	1107.61

33709PA1010002 Rating Area 7	Tobacco User/Non-Tobacco User	52	946.35	1159.28
33709PA1010002 Rating Area 7	Tobacco User/Non-Tobacco User	53	989.01	1211.54
33709PA1010002 Rating Area 7	Tobacco User/Non-Tobacco User	54	1035.07	1267.96
33709PA1010002 Rating Area 7	Tobacco User/Non-Tobacco User	55	1081.13	1324.38
33709PA1010002 Rating Area 7	Tobacco User/Non-Tobacco User	56	1131.06	1385.55
33709PA1010002 Rating Area 7	Tobacco User/Non-Tobacco User	57	1181.48	1447.31
33709PA1010002 Rating Area 7	Tobacco User/Non-Tobacco User	58	1235.30	1513.24
33709PA1010002 Rating Area 7	Tobacco User/Non-Tobacco User	59	1261.96	1545.90
33709PA1010002 Rating Area 7	Tobacco User/Non-Tobacco User	60	1315.77	1611.82
33709PA1010002 Rating Area 7	Tobacco User/Non-Tobacco User	61	1362.32	1668.84
33709PA1010002 Rating Area 7	Tobacco User/Non-Tobacco User	62	1392.86	1706.25
33709PA1010002 Rating Area 7	Tobacco User/Non-Tobacco User	63	1431.16	1753.17
33709PA1010002 Rating Area 7	Tobacco User/Non-Tobacco User	64 and over	1454.43	1781.68
33709PA1010002 Rating Area 9	Tobacco User/Non-Tobacco User	0-14	363.75	363.75
33709PA1010002 Rating Area 9	Tobacco User/Non-Tobacco User	15	396.08	396.08
33709PA1010002 Rating Area 9	Tobacco User/Non-Tobacco User	16	408.45	408.45
33709PA1010002 Rating Area 9	Tobacco User/Non-Tobacco User	17	420.81	420.81
33709PA1010002 Rating Area 9	Tobacco User/Non-Tobacco User	18	434.12	434.12
33709PA1010002 Rating Area 9	Tobacco User/Non-Tobacco User	19	447.44	447.44
33709PA1010002 Rating Area 9	Tobacco User/Non-Tobacco User	20	461.23	461.23
33709PA1010002 Rating Area 9	Tobacco User/Non-Tobacco User	21	475.49	487.38
33709PA1010002 Rating Area 9	Tobacco User/Non-Tobacco User	22	475.49	487.38
33709PA1010002 Rating Area 9	Tobacco User/Non-Tobacco User	23	475.49	487.38
33709PA1010002 Rating Area 9	Tobacco User/Non-Tobacco User	24	475.49	487.38
33709PA1010002 Rating Area 9	Tobacco User/Non-Tobacco User	25	477.39	489.32
33709PA1010002 Rating Area 9	Tobacco User/Non-Tobacco User	26	486.90	499.07
33709PA1010002 Rating Area 9	Tobacco User/Non-Tobacco User	27	498.31	510.77
33709PA1010002 Rating Area 9	Tobacco User/Non-Tobacco User	28	516.86	529.78
33709PA1010002 Rating Area 9	Tobacco User/Non-Tobacco User	29	532.07	545.37
33709PA1010002 Rating Area 9	Tobacco User/Non-Tobacco User	30	539.68	553.17
33709PA1010002 Rating Area 9	Tobacco User/Non-Tobacco User	31	551.09	564.87
33709PA1010002 Rating Area 9	Tobacco User/Non-Tobacco User	32	562.50	576.56
33709PA1010002 Rating Area 9	Tobacco User/Non-Tobacco User	33	569.64	583.88
33709PA1010002 Rating Area 9	Tobacco User/Non-Tobacco User	34	577.24	591.67
33709PA1010002 Rating Area 9	Tobacco User/Non-Tobacco User	35	581.05	595.58
33709PA1010002 Rating Area 9	Tobacco User/Non-Tobacco User	36	584.85	599.47
33709PA1010002 Rating Area 9	Tobacco User/Non-Tobacco User	37	588.66	603.38
33709PA1010002 Rating Area 9	Tobacco User/Non-Tobacco User	38	592.46	607.27
33709PA1010002 Rating Area 9	Tobacco User/Non-Tobacco User	39	600.07	615.07
33709PA1010002 Rating Area 9	Tobacco User/Non-Tobacco User	40	607.68	668.45
33709PA1010002 Rating Area 9	Tobacco User/Non-Tobacco User	41	619.09	684.09
33709PA1010002 Rating Area 9	Tobacco User/Non-Tobacco User	42	630.02	700.58
33709PA1010002 Rating Area 9	Tobacco User/Non-Tobacco User	43	645.24	723.31
33709PA1010002 Rating Area 9	Tobacco User/Non-Tobacco User	44	664.26	751.94
33709PA1010002 Rating Area 9	Tobacco User/Non-Tobacco User	45	686.61	786.17
33709PA1010002 Rating Area 9	Tobacco User/Non-Tobacco User	46	713.24	827.36
33709PA1010002 Rating Area 9	Tobacco User/Non-Tobacco User	47	743.19	874.73
33709PA1010002 Rating Area 9	Tobacco User/Non-Tobacco User	48	777.43	929.81
33709PA1010002 Rating Area 9	Tobacco User/Non-Tobacco User	49	811.19	987.22
33709PA1010002 Rating Area 9	Tobacco User/Non-Tobacco User	50	849.23	1040.31
33709PA1010002 Rating Area 9	Tobacco User/Non-Tobacco User	51	886.79	1086.32
33709PA1010002 Rating Area 9	Tobacco User/Non-Tobacco User	52	928.16	1137.00
33709PA1010002 Rating Area 9	Tobacco User/Non-Tobacco User	53	970.00	1188.25
33709PA1010002 Rating Area 9	Tobacco User/Non-Tobacco User	54	1015.17	1243.58
33709PA1010002 Rating Area 9	Tobacco User/Non-Tobacco User	55	1060.34	1298.92
33709PA1010002 Rating Area 9	Tobacco User/Non-Tobacco User	56	1109.32	1358.92
33709PA1010002 Rating Area 9	Tobacco User/Non-Tobacco User	57	1158.77	1419.49
33709PA1010002 Rating Area 9	Tobacco User/Non-Tobacco User	58	1211.55	1484.15
33709PA1010002 Rating Area 9	Tobacco User/Non-Tobacco User	59	1237.70	1516.18
33709PA1010002 Rating Area 9	Tobacco User/Non-Tobacco User	60	1290.48	1580.84
33709PA1010002 Rating Area 9	Tobacco User/Non-Tobacco User	61	1336.13	1636.76
33709PA1010002 Rating Area 9	Tobacco User/Non-Tobacco User	62	1366.08	1673.45
33709PA1010002 Rating Area 9	Tobacco User/Non-Tobacco User	63	1403.65	1719.47
33709PA1010002 Rating Area 9	Tobacco User/Non-Tobacco User	64 and over	1426.47	1747.43
33709PA1010003 Rating Area 6	Tobacco User/Non-Tobacco User	0-14	324.57	324.57
33709PA1010003 Rating Area 6	Tobacco User/Non-Tobacco User	15	353.43	353.43

33709PA1010003 Rating Area 6	Tobacco User/Non-Tobacco User	16	364.46	364.46
33709PA1010003 Rating Area 6	Tobacco User/Non-Tobacco User	17	375.49	375.49
33709PA1010003 Rating Area 6	Tobacco User/Non-Tobacco User	18	387.37	387.37
33709PA1010003 Rating Area 6	Tobacco User/Non-Tobacco User	19	399.25	399.25
33709PA1010003 Rating Area 6	Tobacco User/Non-Tobacco User	20	411.55	411.55
33709PA1010003 Rating Area 6	Tobacco User/Non-Tobacco User	21	424.28	434.89
33709PA1010003 Rating Area 6	Tobacco User/Non-Tobacco User	22	424.28	434.89
33709PA1010003 Rating Area 6	Tobacco User/Non-Tobacco User	23	424.28	434.89
33709PA1010003 Rating Area 6	Tobacco User/Non-Tobacco User	24	424.28	434.89
33709PA1010003 Rating Area 6	Tobacco User/Non-Tobacco User	25	425.98	436.63
33709PA1010003 Rating Area 6	Tobacco User/Non-Tobacco User	26	434.46	445.32
33709PA1010003 Rating Area 6	Tobacco User/Non-Tobacco User	27	444.65	455.77
33709PA1010003 Rating Area 6	Tobacco User/Non-Tobacco User	28	461.19	472.72
33709PA1010003 Rating Area 6	Tobacco User/Non-Tobacco User	29	474.77	486.64
33709PA1010003 Rating Area 6	Tobacco User/Non-Tobacco User	30	481.56	493.60
33709PA1010003 Rating Area 6	Tobacco User/Non-Tobacco User	31	491.74	504.03
33709PA1010003 Rating Area 6	Tobacco User/Non-Tobacco User	32	501.92	514.47
33709PA1010003 Rating Area 6	Tobacco User/Non-Tobacco User	33	508.29	521.00
33709PA1010003 Rating Area 6	Tobacco User/Non-Tobacco User	34	515.08	527.96
33709PA1010003 Rating Area 6	Tobacco User/Non-Tobacco User	35	518.47	531.43
33709PA1010003 Rating Area 6	Tobacco User/Non-Tobacco User	36	521.86	534.91
33709PA1010003 Rating Area 6	Tobacco User/Non-Tobacco User	37	525.26	538.39
33709PA1010003 Rating Area 6	Tobacco User/Non-Tobacco User	38	528.65	541.87
33709PA1010003 Rating Area 6	Tobacco User/Non-Tobacco User	39	535.44	548.83
33709PA1010003 Rating Area 6	Tobacco User/Non-Tobacco User	40	542.23	596.45
33709PA1010003 Rating Area 6	Tobacco User/Non-Tobacco User	41	552.41	610.41
33709PA1010003 Rating Area 6	Tobacco User/Non-Tobacco User	42	562.17	625.13
33709PA1010003 Rating Area 6	Tobacco User/Non-Tobacco User	43	575.75	645.42
33709PA1010003 Rating Area 6	Tobacco User/Non-Tobacco User	44	592.72	670.96
33709PA1010003 Rating Area 6	Tobacco User/Non-Tobacco User	45	612.66	701.50
33709PA1010003 Rating Area 6	Tobacco User/Non-Tobacco User	46	636.42	738.25
33709PA1010003 Rating Area 6	Tobacco User/Non-Tobacco User	47	663.15	780.53
33709PA1010003 Rating Area 6	Tobacco User/Non-Tobacco User	48	693.70	829.67
33709PA1010003 Rating Area 6	Tobacco User/Non-Tobacco User	49	723.82	880.89
33709PA1010003 Rating Area 6	Tobacco User/Non-Tobacco User	50	757.76	928.26
33709PA1010003 Rating Area 6	Tobacco User/Non-Tobacco User	51	791.28	969.32
33709PA1010003 Rating Area 6	Tobacco User/Non-Tobacco User	52	828.19	1014.53
33709PA1010003 Rating Area 6	Tobacco User/Non-Tobacco User	53	865.53	1060.27
33709PA1010003 Rating Area 6	Tobacco User/Non-Tobacco User	54	905.84	1109.65
33709PA1010003 Rating Area 6	Tobacco User/Non-Tobacco User	55	946.14	1159.02
33709PA1010003 Rating Area 6	Tobacco User/Non-Tobacco User	56	989.85	1212.57
33709PA1010003 Rating Area 6	Tobacco User/Non-Tobacco User	57	1033.97	1266.61
33709PA1010003 Rating Area 6	Tobacco User/Non-Tobacco User	58	1081.07	1324.31
33709PA1010003 Rating Area 6	Tobacco User/Non-Tobacco User	59	1104.40	1352.89
33709PA1010003 Rating Area 6	Tobacco User/Non-Tobacco User	60	1151.50	1410.59
33709PA1010003 Rating Area 6	Tobacco User/Non-Tobacco User	61	1192.23	1460.48
33709PA1010003 Rating Area 6	Tobacco User/Non-Tobacco User	62	1218.96	1493.23
33709PA1010003 Rating Area 6	Tobacco User/Non-Tobacco User	63	1252.47	1534.28
33709PA1010003 Rating Area 6	Tobacco User/Non-Tobacco User	64 and over	1272.84	1559.23
33709PA1010003 Rating Area 7	Tobacco User/Non-Tobacco User	0-14	324.57	324.57
33709PA1010003 Rating Area 7	Tobacco User/Non-Tobacco User	15	353.43	353.43
33709PA1010003 Rating Area 7	Tobacco User/Non-Tobacco User	16	364.46	364.46
33709PA1010003 Rating Area 7	Tobacco User/Non-Tobacco User	17	375.49	375.49
33709PA1010003 Rating Area 7	Tobacco User/Non-Tobacco User	18	387.37	387.37
33709PA1010003 Rating Area 7	Tobacco User/Non-Tobacco User	19	399.25	399.25
33709PA1010003 Rating Area 7	Tobacco User/Non-Tobacco User	20	411.55	411.55
33709PA1010003 Rating Area 7	Tobacco User/Non-Tobacco User	21	424.28	434.89
33709PA1010003 Rating Area 7	Tobacco User/Non-Tobacco User	22	424.28	434.89
33709PA1010003 Rating Area 7	Tobacco User/Non-Tobacco User	23	424.28	434.89
33709PA1010003 Rating Area 7	Tobacco User/Non-Tobacco User	24	424.28	434.89
33709PA1010003 Rating Area 7	Tobacco User/Non-Tobacco User	25	425.98	436.63
33709PA1010003 Rating Area 7	Tobacco User/Non-Tobacco User	26	434.46	445.32
33709PA1010003 Rating Area 7	Tobacco User/Non-Tobacco User	27	444.65	455.77
33709PA1010003 Rating Area 7	Tobacco User/Non-Tobacco User	28	461.19	472.72
33709PA1010003 Rating Area 7	Tobacco User/Non-Tobacco User	29	474.77	486.64
33709PA1010003 Rating Area 7	Tobacco User/Non-Tobacco User	30	481.56	493.60

33709PA1010003 Rating Area 7	Tobacco User/Non-Tobacco User	31	491.74	504.03
33709PA1010003 Rating Area 7	Tobacco User/Non-Tobacco User	32	501.92	514.47
33709PA1010003 Rating Area 7	Tobacco User/Non-Tobacco User	33	508.29	521.00
33709PA1010003 Rating Area 7	Tobacco User/Non-Tobacco User	34	515.08	527.96
33709PA1010003 Rating Area 7	Tobacco User/Non-Tobacco User	35	518.47	531.43
33709PA1010003 Rating Area 7	Tobacco User/Non-Tobacco User	36	521.86	534.91
33709PA1010003 Rating Area 7	Tobacco User/Non-Tobacco User	37	525.26	538.39
33709PA1010003 Rating Area 7	Tobacco User/Non-Tobacco User	38	528.65	541.87
33709PA1010003 Rating Area 7	Tobacco User/Non-Tobacco User	39	535.44	548.83
33709PA1010003 Rating Area 7	Tobacco User/Non-Tobacco User	40	542.23	596.45
33709PA1010003 Rating Area 7	Tobacco User/Non-Tobacco User	41	552.41	610.41
33709PA1010003 Rating Area 7	Tobacco User/Non-Tobacco User	42	562.17	625.13
33709PA1010003 Rating Area 7	Tobacco User/Non-Tobacco User	43	575.75	645.42
33709PA1010003 Rating Area 7	Tobacco User/Non-Tobacco User	44	592.72	670.96
33709PA1010003 Rating Area 7	Tobacco User/Non-Tobacco User	45	612.66	701.50
33709PA1010003 Rating Area 7	Tobacco User/Non-Tobacco User	46	636.42	738.25
33709PA1010003 Rating Area 7	Tobacco User/Non-Tobacco User	47	663.15	780.53
33709PA1010003 Rating Area 7	Tobacco User/Non-Tobacco User	48	693.70	829.67
33709PA1010003 Rating Area 7	Tobacco User/Non-Tobacco User	49	723.82	880.89
33709PA1010003 Rating Area 7	Tobacco User/Non-Tobacco User	50	757.76	928.26
33709PA1010003 Rating Area 7	Tobacco User/Non-Tobacco User	51	791.28	969.32
33709PA1010003 Rating Area 7	Tobacco User/Non-Tobacco User	52	828.19	1014.53
33709PA1010003 Rating Area 7	Tobacco User/Non-Tobacco User	53	865.53	1060.27
33709PA1010003 Rating Area 7	Tobacco User/Non-Tobacco User	54	905.84	1109.65
33709PA1010003 Rating Area 7	Tobacco User/Non-Tobacco User	55	946.14	1159.02
33709PA1010003 Rating Area 7	Tobacco User/Non-Tobacco User	56	989.85	1212.57
33709PA1010003 Rating Area 7	Tobacco User/Non-Tobacco User	57	1033.97	1266.61
33709PA1010003 Rating Area 7	Tobacco User/Non-Tobacco User	58	1081.07	1324.31
33709PA1010003 Rating Area 7	Tobacco User/Non-Tobacco User	59	1104.40	1352.89
33709PA1010003 Rating Area 7	Tobacco User/Non-Tobacco User	60	1151.50	1410.59
33709PA1010003 Rating Area 7	Tobacco User/Non-Tobacco User	61	1192.23	1460.48
33709PA1010003 Rating Area 7	Tobacco User/Non-Tobacco User	62	1218.96	1493.23
33709PA1010003 Rating Area 7	Tobacco User/Non-Tobacco User	63	1252.47	1534.28
33709PA1010003 Rating Area 7	Tobacco User/Non-Tobacco User	64 and over	1272.84	1559.23
33709PA1010003 Rating Area 9	Tobacco User/Non-Tobacco User	0-14	318.33	318.33
33709PA1010003 Rating Area 9	Tobacco User/Non-Tobacco User	15	346.63	346.63
33709PA1010003 Rating Area 9	Tobacco User/Non-Tobacco User	16	357.45	357.45
33709PA1010003 Rating Area 9	Tobacco User/Non-Tobacco User	17	368.27	368.27
33709PA1010003 Rating Area 9	Tobacco User/Non-Tobacco User	18	379.92	379.92
33709PA1010003 Rating Area 9	Tobacco User/Non-Tobacco User	19	391.57	391.57
33709PA1010003 Rating Area 9	Tobacco User/Non-Tobacco User	20	403.64	403.64
33709PA1010003 Rating Area 9	Tobacco User/Non-Tobacco User	21	416.12	426.52
33709PA1010003 Rating Area 9	Tobacco User/Non-Tobacco User	22	416.12	426.52
33709PA1010003 Rating Area 9	Tobacco User/Non-Tobacco User	23	416.12	426.52
33709PA1010003 Rating Area 9	Tobacco User/Non-Tobacco User	24	416.12	426.52
33709PA1010003 Rating Area 9	Tobacco User/Non-Tobacco User	25	417.78	428.22
33709PA1010003 Rating Area 9	Tobacco User/Non-Tobacco User	26	426.11	436.76
33709PA1010003 Rating Area 9	Tobacco User/Non-Tobacco User	27	436.09	446.99
33709PA1010003 Rating Area 9	Tobacco User/Non-Tobacco User	28	452.32	463.63
33709PA1010003 Rating Area 9	Tobacco User/Non-Tobacco User	29	465.64	477.28
33709PA1010003 Rating Area 9	Tobacco User/Non-Tobacco User	30	472.30	484.11
33709PA1010003 Rating Area 9	Tobacco User/Non-Tobacco User	31	482.28	494.34
33709PA1010003 Rating Area 9	Tobacco User/Non-Tobacco User	32	492.27	504.58
33709PA1010003 Rating Area 9	Tobacco User/Non-Tobacco User	33	498.51	510.97
33709PA1010003 Rating Area 9	Tobacco User/Non-Tobacco User	34	505.17	517.80
33709PA1010003 Rating Area 9	Tobacco User/Non-Tobacco User	35	508.50	521.21
33709PA1010003 Rating Area 9	Tobacco User/Non-Tobacco User	36	511.83	524.63
33709PA1010003 Rating Area 9	Tobacco User/Non-Tobacco User	37	515.16	528.04
33709PA1010003 Rating Area 9	Tobacco User/Non-Tobacco User	38	518.49	531.45
33709PA1010003 Rating Area 9	Tobacco User/Non-Tobacco User	39	525.14	538.27
33709PA1010003 Rating Area 9	Tobacco User/Non-Tobacco User	40	531.80	584.98
33709PA1010003 Rating Area 9	Tobacco User/Non-Tobacco User	41	541.79	598.68
33709PA1010003 Rating Area 9	Tobacco User/Non-Tobacco User	42	551.36	613.11
33709PA1010003 Rating Area 9	Tobacco User/Non-Tobacco User	43	564.67	633.00
33709PA1010003 Rating Area 9	Tobacco User/Non-Tobacco User	44	581.32	658.05
33709PA1010003 Rating Area 9	Tobacco User/Non-Tobacco User	45	600.88	688.01

33709PA1010003	Rating Area 9	Tobacco User/Non-Tobacco User	46	624.18	724.05
33709PA1010003	Rating Area 9	Tobacco User/Non-Tobacco User	47	650.40	765.52
33709PA1010003	Rating Area 9	Tobacco User/Non-Tobacco User	48	680.36	813.71
33709PA1010003	Rating Area 9	Tobacco User/Non-Tobacco User	49	709.90	863.95
33709PA1010003	Rating Area 9	Tobacco User/Non-Tobacco User	50	743.19	910.41
33709PA1010003	Rating Area 9	Tobacco User/Non-Tobacco User	51	776.06	950.67
33709PA1010003	Rating Area 9	Tobacco User/Non-Tobacco User	52	812.27	995.03
33709PA1010003	Rating Area 9	Tobacco User/Non-Tobacco User	53	848.88	1039.88
33709PA1010003	Rating Area 9	Tobacco User/Non-Tobacco User	54	888.42	1088.31
33709PA1010003	Rating Area 9	Tobacco User/Non-Tobacco User	55	927.95	1136.74
33709PA1010003	Rating Area 9	Tobacco User/Non-Tobacco User	56	970.81	1189.24
33709PA1010003	Rating Area 9	Tobacco User/Non-Tobacco User	57	1014.08	1242.25
33709PA1010003	Rating Area 9	Tobacco User/Non-Tobacco User	58	1060.27	1298.83
33709PA1010003	Rating Area 9	Tobacco User/Non-Tobacco User	59	1083.16	1326.87
33709PA1010003	Rating Area 9	Tobacco User/Non-Tobacco User	60	1129.35	1383.45
33709PA1010003	Rating Area 9	Tobacco User/Non-Tobacco User	61	1169.30	1432.39
33709PA1010003	Rating Area 9	Tobacco User/Non-Tobacco User	62	1195.51	1464.50
33709PA1010003	Rating Area 9	Tobacco User/Non-Tobacco User	63	1228.39	1504.78
33709PA1010003	Rating Area 9	Tobacco User/Non-Tobacco User	64 and over	1248.36	1529.24
33709PA1000002	Rating Area 6	Tobacco User/Non-Tobacco User	0-14	280.53	280.53
33709PA1000002	Rating Area 6	Tobacco User/Non-Tobacco User	15	305.47	305.47
33709PA1000002	Rating Area 6	Tobacco User/Non-Tobacco User	16	315.00	315.00
33709PA1000002	Rating Area 6	Tobacco User/Non-Tobacco User	17	324.54	324.54
33709PA1000002	Rating Area 6	Tobacco User/Non-Tobacco User	18	334.81	334.81
33709PA1000002	Rating Area 6	Tobacco User/Non-Tobacco User	19	345.07	345.07
33709PA1000002	Rating Area 6	Tobacco User/Non-Tobacco User	20	355.71	355.71
33709PA1000002	Rating Area 6	Tobacco User/Non-Tobacco User	21	366.71	375.88
33709PA1000002	Rating Area 6	Tobacco User/Non-Tobacco User	22	366.71	375.88
33709PA1000002	Rating Area 6	Tobacco User/Non-Tobacco User	23	366.71	375.88
33709PA1000002	Rating Area 6	Tobacco User/Non-Tobacco User	24	366.71	375.88
33709PA1000002	Rating Area 6	Tobacco User/Non-Tobacco User	25	368.18	377.38
33709PA1000002	Rating Area 6	Tobacco User/Non-Tobacco User	26	375.51	384.90
33709PA1000002	Rating Area 6	Tobacco User/Non-Tobacco User	27	384.31	393.92
33709PA1000002	Rating Area 6	Tobacco User/Non-Tobacco User	28	398.61	408.58
33709PA1000002	Rating Area 6	Tobacco User/Non-Tobacco User	29	410.35	420.61
33709PA1000002	Rating Area 6	Tobacco User/Non-Tobacco User	30	416.22	426.63
33709PA1000002	Rating Area 6	Tobacco User/Non-Tobacco User	31	425.02	435.65
33709PA1000002	Rating Area 6	Tobacco User/Non-Tobacco User	32	433.82	444.67
33709PA1000002	Rating Area 6	Tobacco User/Non-Tobacco User	33	439.32	450.30
33709PA1000002	Rating Area 6	Tobacco User/Non-Tobacco User	34	445.19	456.32
33709PA1000002	Rating Area 6	Tobacco User/Non-Tobacco User	35	448.12	459.32
33709PA1000002	Rating Area 6	Tobacco User/Non-Tobacco User	36	451.05	462.33
33709PA1000002	Rating Area 6	Tobacco User/Non-Tobacco User	37	453.99	465.34
33709PA1000002	Rating Area 6	Tobacco User/Non-Tobacco User	38	456.92	468.34
33709PA1000002	Rating Area 6	Tobacco User/Non-Tobacco User	39	462.79	474.36
33709PA1000002	Rating Area 6	Tobacco User/Non-Tobacco User	40	468.66	515.53
33709PA1000002	Rating Area 6	Tobacco User/Non-Tobacco User	41	477.46	527.59
33709PA1000002	Rating Area 6	Tobacco User/Non-Tobacco User	42	485.89	540.31
33709PA1000002	Rating Area 6	Tobacco User/Non-Tobacco User	43	497.63	557.84
33709PA1000002	Rating Area 6	Tobacco User/Non-Tobacco User	44	512.29	579.91
33709PA1000002	Rating Area 6	Tobacco User/Non-Tobacco User	45	529.53	606.31
33709PA1000002	Rating Area 6	Tobacco User/Non-Tobacco User	46	550.07	638.08
33709PA1000002	Rating Area 6	Tobacco User/Non-Tobacco User	47	573.17	674.62
33709PA1000002	Rating Area 6	Tobacco User/Non-Tobacco User	48	599.57	717.09
33709PA1000002	Rating Area 6	Tobacco User/Non-Tobacco User	49	625.61	761.37
33709PA1000002	Rating Area 6	Tobacco User/Non-Tobacco User	50	654.94	802.30
33709PA1000002	Rating Area 6	Tobacco User/Non-Tobacco User	51	683.91	837.79
33709PA1000002	Rating Area 6	Tobacco User/Non-Tobacco User	52	715.82	876.88
33709PA1000002	Rating Area 6	Tobacco User/Non-Tobacco User	53	748.09	916.41
33709PA1000002	Rating Area 6	Tobacco User/Non-Tobacco User	54	782.93	959.09
33709PA1000002	Rating Area 6	Tobacco User/Non-Tobacco User	55	817.76	1001.76
33709PA1000002	Rating Area 6	Tobacco User/Non-Tobacco User	56	855.53	1048.02
33709PA1000002	Rating Area 6	Tobacco User/Non-Tobacco User	57	893.67	1094.75
33709PA1000002	Rating Area 6	Tobacco User/Non-Tobacco User	58	934.38	1144.62
33709PA1000002	Rating Area 6	Tobacco User/Non-Tobacco User	59	954.55	1169.32
33709PA1000002	Rating Area 6	Tobacco User/Non-Tobacco User	60	995.25	1219.18

33709PA1000002	Rating Area 6	Tobacco User/Non-Tobacco User	61	1030.46	1262.31
33709PA1000002	Rating Area 6	Tobacco User/Non-Tobacco User	62	1053.56	1290.61
33709PA1000002	Rating Area 6	Tobacco User/Non-Tobacco User	63	1082.53	1326.10
33709PA1000002	Rating Area 6	Tobacco User/Non-Tobacco User	64 and over	1100.13	1347.66
33709PA1000002	Rating Area 7	Tobacco User/Non-Tobacco User	0-14	280.53	280.53
33709PA1000002	Rating Area 7	Tobacco User/Non-Tobacco User	15	305.47	305.47
33709PA1000002	Rating Area 7	Tobacco User/Non-Tobacco User	16	315.00	315.00
33709PA1000002	Rating Area 7	Tobacco User/Non-Tobacco User	17	324.54	324.54
33709PA1000002	Rating Area 7	Tobacco User/Non-Tobacco User	18	334.81	334.81
33709PA1000002	Rating Area 7	Tobacco User/Non-Tobacco User	19	345.07	345.07
33709PA1000002	Rating Area 7	Tobacco User/Non-Tobacco User	20	355.71	355.71
33709PA1000002	Rating Area 7	Tobacco User/Non-Tobacco User	21	366.71	375.88
33709PA1000002	Rating Area 7	Tobacco User/Non-Tobacco User	22	366.71	375.88
33709PA1000002	Rating Area 7	Tobacco User/Non-Tobacco User	23	366.71	375.88
33709PA1000002	Rating Area 7	Tobacco User/Non-Tobacco User	24	366.71	375.88
33709PA1000002	Rating Area 7	Tobacco User/Non-Tobacco User	25	368.18	377.38
33709PA1000002	Rating Area 7	Tobacco User/Non-Tobacco User	26	375.51	384.90
33709PA1000002	Rating Area 7	Tobacco User/Non-Tobacco User	27	384.31	393.92
33709PA1000002	Rating Area 7	Tobacco User/Non-Tobacco User	28	398.61	408.58
33709PA1000002	Rating Area 7	Tobacco User/Non-Tobacco User	29	410.35	420.61
33709PA1000002	Rating Area 7	Tobacco User/Non-Tobacco User	30	416.22	426.63
33709PA1000002	Rating Area 7	Tobacco User/Non-Tobacco User	31	425.02	435.65
33709PA1000002	Rating Area 7	Tobacco User/Non-Tobacco User	32	433.82	444.67
33709PA1000002	Rating Area 7	Tobacco User/Non-Tobacco User	33	439.32	450.30
33709PA1000002	Rating Area 7	Tobacco User/Non-Tobacco User	34	445.19	456.32
33709PA1000002	Rating Area 7	Tobacco User/Non-Tobacco User	35	448.12	459.32
33709PA1000002	Rating Area 7	Tobacco User/Non-Tobacco User	36	451.05	462.33
33709PA1000002	Rating Area 7	Tobacco User/Non-Tobacco User	37	453.99	465.34
33709PA1000002	Rating Area 7	Tobacco User/Non-Tobacco User	38	456.92	468.34
33709PA1000002	Rating Area 7	Tobacco User/Non-Tobacco User	39	462.79	474.36
33709PA1000002	Rating Area 7	Tobacco User/Non-Tobacco User	40	468.66	515.53
33709PA1000002	Rating Area 7	Tobacco User/Non-Tobacco User	41	477.46	527.59
33709PA1000002	Rating Area 7	Tobacco User/Non-Tobacco User	42	485.89	540.31
33709PA1000002	Rating Area 7	Tobacco User/Non-Tobacco User	43	497.63	557.84
33709PA1000002	Rating Area 7	Tobacco User/Non-Tobacco User	44	512.29	579.91
33709PA1000002	Rating Area 7	Tobacco User/Non-Tobacco User	45	529.53	606.31
33709PA1000002	Rating Area 7	Tobacco User/Non-Tobacco User	46	550.07	638.08
33709PA1000002	Rating Area 7	Tobacco User/Non-Tobacco User	47	573.17	674.62
33709PA1000002	Rating Area 7	Tobacco User/Non-Tobacco User	48	599.57	717.09
33709PA1000002	Rating Area 7	Tobacco User/Non-Tobacco User	49	625.61	761.37
33709PA1000002	Rating Area 7	Tobacco User/Non-Tobacco User	50	654.94	802.30
33709PA1000002	Rating Area 7	Tobacco User/Non-Tobacco User	51	683.91	837.79
33709PA1000002	Rating Area 7	Tobacco User/Non-Tobacco User	52	715.82	876.88
33709PA1000002	Rating Area 7	Tobacco User/Non-Tobacco User	53	748.09	916.41
33709PA1000002	Rating Area 7	Tobacco User/Non-Tobacco User	54	782.93	959.09
33709PA1000002	Rating Area 7	Tobacco User/Non-Tobacco User	55	817.76	1001.76
33709PA1000002	Rating Area 7	Tobacco User/Non-Tobacco User	56	855.53	1048.02
33709PA1000002	Rating Area 7	Tobacco User/Non-Tobacco User	57	893.67	1094.75
33709PA1000002	Rating Area 7	Tobacco User/Non-Tobacco User	58	934.38	1144.62
33709PA1000002	Rating Area 7	Tobacco User/Non-Tobacco User	59	954.55	1169.32
33709PA1000002	Rating Area 7	Tobacco User/Non-Tobacco User	60	995.25	1219.18
33709PA1000002	Rating Area 7	Tobacco User/Non-Tobacco User	61	1030.46	1262.31
33709PA1000002	Rating Area 7	Tobacco User/Non-Tobacco User	62	1053.56	1290.61
33709PA1000002	Rating Area 7	Tobacco User/Non-Tobacco User	63	1082.53	1326.10
33709PA1000002	Rating Area 7	Tobacco User/Non-Tobacco User	64 and over	1100.13	1347.66
33709PA1000002	Rating Area 9	Tobacco User/Non-Tobacco User	0-14	275.14	275.14
33709PA1000002	Rating Area 9	Tobacco User/Non-Tobacco User	15	299.60	299.60
33709PA1000002	Rating Area 9	Tobacco User/Non-Tobacco User	16	308.95	308.95
33709PA1000002	Rating Area 9	Tobacco User/Non-Tobacco User	17	318.30	318.30
33709PA1000002	Rating Area 9	Tobacco User/Non-Tobacco User	18	328.37	328.37
33709PA1000002	Rating Area 9	Tobacco User/Non-Tobacco User	19	338.44	338.44
33709PA1000002	Rating Area 9	Tobacco User/Non-Tobacco User	20	348.87	348.87
33709PA1000002	Rating Area 9	Tobacco User/Non-Tobacco User	21	359.66	368.65
33709PA1000002	Rating Area 9	Tobacco User/Non-Tobacco User	22	359.66	368.65
33709PA1000002	Rating Area 9	Tobacco User/Non-Tobacco User	23	359.66	368.65
33709PA1000002	Rating Area 9	Tobacco User/Non-Tobacco User	24	359.66	368.65

33709PA1000002	Rating Area 9	Tobacco User/Non-Tobacco User	25	361.10	370.13
33709PA1000002	Rating Area 9	Tobacco User/Non-Tobacco User	26	368.29	377.50
33709PA1000002	Rating Area 9	Tobacco User/Non-Tobacco User	27	376.92	386.34
33709PA1000002	Rating Area 9	Tobacco User/Non-Tobacco User	28	390.95	400.72
33709PA1000002	Rating Area 9	Tobacco User/Non-Tobacco User	29	402.46	412.52
33709PA1000002	Rating Area 9	Tobacco User/Non-Tobacco User	30	408.21	418.42
33709PA1000002	Rating Area 9	Tobacco User/Non-Tobacco User	31	416.85	427.27
33709PA1000002	Rating Area 9	Tobacco User/Non-Tobacco User	32	425.48	436.12
33709PA1000002	Rating Area 9	Tobacco User/Non-Tobacco User	33	430.87	441.64
33709PA1000002	Rating Area 9	Tobacco User/Non-Tobacco User	34	436.63	447.55
33709PA1000002	Rating Area 9	Tobacco User/Non-Tobacco User	35	439.50	450.49
33709PA1000002	Rating Area 9	Tobacco User/Non-Tobacco User	36	442.38	453.44
33709PA1000002	Rating Area 9	Tobacco User/Non-Tobacco User	37	445.26	456.39
33709PA1000002	Rating Area 9	Tobacco User/Non-Tobacco User	38	448.14	459.34
33709PA1000002	Rating Area 9	Tobacco User/Non-Tobacco User	39	453.89	465.24
33709PA1000002	Rating Area 9	Tobacco User/Non-Tobacco User	40	459.65	505.62
33709PA1000002	Rating Area 9	Tobacco User/Non-Tobacco User	41	468.28	517.45
33709PA1000002	Rating Area 9	Tobacco User/Non-Tobacco User	42	476.55	529.92
33709PA1000002	Rating Area 9	Tobacco User/Non-Tobacco User	43	488.06	547.12
33709PA1000002	Rating Area 9	Tobacco User/Non-Tobacco User	44	502.45	568.77
33709PA1000002	Rating Area 9	Tobacco User/Non-Tobacco User	45	519.35	594.66
33709PA1000002	Rating Area 9	Tobacco User/Non-Tobacco User	46	539.49	625.81
33709PA1000002	Rating Area 9	Tobacco User/Non-Tobacco User	47	562.15	661.65
33709PA1000002	Rating Area 9	Tobacco User/Non-Tobacco User	48	588.04	703.30
33709PA1000002	Rating Area 9	Tobacco User/Non-Tobacco User	49	613.58	746.73
33709PA1000002	Rating Area 9	Tobacco User/Non-Tobacco User	50	642.35	786.88
33709PA1000002	Rating Area 9	Tobacco User/Non-Tobacco User	51	670.77	821.69
33709PA1000002	Rating Area 9	Tobacco User/Non-Tobacco User	52	702.06	860.02
33709PA1000002	Rating Area 9	Tobacco User/Non-Tobacco User	53	733.71	898.79
33709PA1000002	Rating Area 9	Tobacco User/Non-Tobacco User	54	767.87	940.64
33709PA1000002	Rating Area 9	Tobacco User/Non-Tobacco User	55	802.04	982.50
33709PA1000002	Rating Area 9	Tobacco User/Non-Tobacco User	56	839.09	1027.89
33709PA1000002	Rating Area 9	Tobacco User/Non-Tobacco User	57	876.49	1073.70
33709PA1000002	Rating Area 9	Tobacco User/Non-Tobacco User	58	916.41	1122.60
33709PA1000002	Rating Area 9	Tobacco User/Non-Tobacco User	59	936.19	1146.83
33709PA1000002	Rating Area 9	Tobacco User/Non-Tobacco User	60	976.12	1195.75
33709PA1000002	Rating Area 9	Tobacco User/Non-Tobacco User	61	1010.64	1238.03
33709PA1000002	Rating Area 9	Tobacco User/Non-Tobacco User	62	1033.30	1265.79
33709PA1000002	Rating Area 9	Tobacco User/Non-Tobacco User	63	1061.72	1300.61
33709PA1000002	Rating Area 9	Tobacco User/Non-Tobacco User	64 and over	1078.98	1321.75
33709PA1000003	Rating Area 6	Tobacco User/Non-Tobacco User	0-14	280.17	280.17
33709PA1000003	Rating Area 6	Tobacco User/Non-Tobacco User	15	305.08	305.08
33709PA1000003	Rating Area 6	Tobacco User/Non-Tobacco User	16	314.60	314.60
33709PA1000003	Rating Area 6	Tobacco User/Non-Tobacco User	17	324.12	324.12
33709PA1000003	Rating Area 6	Tobacco User/Non-Tobacco User	18	334.38	334.38
33709PA1000003	Rating Area 6	Tobacco User/Non-Tobacco User	19	344.63	344.63
33709PA1000003	Rating Area 6	Tobacco User/Non-Tobacco User	20	355.25	355.25
33709PA1000003	Rating Area 6	Tobacco User/Non-Tobacco User	21	366.24	375.40
33709PA1000003	Rating Area 6	Tobacco User/Non-Tobacco User	22	366.24	375.40
33709PA1000003	Rating Area 6	Tobacco User/Non-Tobacco User	23	366.24	375.40
33709PA1000003	Rating Area 6	Tobacco User/Non-Tobacco User	24	366.24	375.40
33709PA1000003	Rating Area 6	Tobacco User/Non-Tobacco User	25	367.70	376.89
33709PA1000003	Rating Area 6	Tobacco User/Non-Tobacco User	26	375.03	384.41
33709PA1000003	Rating Area 6	Tobacco User/Non-Tobacco User	27	383.82	393.42
33709PA1000003	Rating Area 6	Tobacco User/Non-Tobacco User	28	398.10	408.05
33709PA1000003	Rating Area 6	Tobacco User/Non-Tobacco User	29	409.82	420.07
33709PA1000003	Rating Area 6	Tobacco User/Non-Tobacco User	30	415.68	426.07
33709PA1000003	Rating Area 6	Tobacco User/Non-Tobacco User	31	424.47	435.08
33709PA1000003	Rating Area 6	Tobacco User/Non-Tobacco User	32	433.26	444.09
33709PA1000003	Rating Area 6	Tobacco User/Non-Tobacco User	33	438.76	449.73
33709PA1000003	Rating Area 6	Tobacco User/Non-Tobacco User	34	444.62	455.74
33709PA1000003	Rating Area 6	Tobacco User/Non-Tobacco User	35	447.55	458.74
33709PA1000003	Rating Area 6	Tobacco User/Non-Tobacco User	36	450.48	461.74
33709PA1000003	Rating Area 6	Tobacco User/Non-Tobacco User	37	453.41	464.75
33709PA1000003	Rating Area 6	Tobacco User/Non-Tobacco User	38	456.34	467.75
33709PA1000003	Rating Area 6	Tobacco User/Non-Tobacco User	39	462.19	473.74

33709PA1000003	Rating Area 6	Tobacco User/Non-Tobacco User	40	468.05	514.86
33709PA1000003	Rating Area 6	Tobacco User/Non-Tobacco User	41	476.84	526.91
33709PA1000003	Rating Area 6	Tobacco User/Non-Tobacco User	42	485.27	539.62
33709PA1000003	Rating Area 6	Tobacco User/Non-Tobacco User	43	496.99	557.13
33709PA1000003	Rating Area 6	Tobacco User/Non-Tobacco User	44	511.64	579.18
33709PA1000003	Rating Area 6	Tobacco User/Non-Tobacco User	45	528.85	605.53
33709PA1000003	Rating Area 6	Tobacco User/Non-Tobacco User	46	549.36	637.26
33709PA1000003	Rating Area 6	Tobacco User/Non-Tobacco User	47	572.43	673.75
33709PA1000003	Rating Area 6	Tobacco User/Non-Tobacco User	48	598.80	716.16
33709PA1000003	Rating Area 6	Tobacco User/Non-Tobacco User	49	624.81	760.39
33709PA1000003	Rating Area 6	Tobacco User/Non-Tobacco User	50	654.10	801.27
33709PA1000003	Rating Area 6	Tobacco User/Non-Tobacco User	51	683.04	836.72
33709PA1000003	Rating Area 6	Tobacco User/Non-Tobacco User	52	714.90	875.75
33709PA1000003	Rating Area 6	Tobacco User/Non-Tobacco User	53	747.13	915.23
33709PA1000003	Rating Area 6	Tobacco User/Non-Tobacco User	54	781.92	957.85
33709PA1000003	Rating Area 6	Tobacco User/Non-Tobacco User	55	816.72	1000.48
33709PA1000003	Rating Area 6	Tobacco User/Non-Tobacco User	56	854.44	1046.69
33709PA1000003	Rating Area 6	Tobacco User/Non-Tobacco User	57	892.53	1093.35
33709PA1000003	Rating Area 6	Tobacco User/Non-Tobacco User	58	933.18	1143.15
33709PA1000003	Rating Area 6	Tobacco User/Non-Tobacco User	59	953.32	1167.82
33709PA1000003	Rating Area 6	Tobacco User/Non-Tobacco User	60	993.98	1217.63
33709PA1000003	Rating Area 6	Tobacco User/Non-Tobacco User	61	1029.13	1260.68
33709PA1000003	Rating Area 6	Tobacco User/Non-Tobacco User	62	1052.21	1288.96
33709PA1000003	Rating Area 6	Tobacco User/Non-Tobacco User	63	1081.14	1324.40
33709PA1000003	Rating Area 6	Tobacco User/Non-Tobacco User	64 and over	1098.72	1345.93
33709PA1000003	Rating Area 7	Tobacco User/Non-Tobacco User	0-14	280.17	280.17
33709PA1000003	Rating Area 7	Tobacco User/Non-Tobacco User	15	305.08	305.08
33709PA1000003	Rating Area 7	Tobacco User/Non-Tobacco User	16	314.60	314.60
33709PA1000003	Rating Area 7	Tobacco User/Non-Tobacco User	17	324.12	324.12
33709PA1000003	Rating Area 7	Tobacco User/Non-Tobacco User	18	334.38	334.38
33709PA1000003	Rating Area 7	Tobacco User/Non-Tobacco User	19	344.63	344.63
33709PA1000003	Rating Area 7	Tobacco User/Non-Tobacco User	20	355.25	355.25
33709PA1000003	Rating Area 7	Tobacco User/Non-Tobacco User	21	366.24	375.40
33709PA1000003	Rating Area 7	Tobacco User/Non-Tobacco User	22	366.24	375.40
33709PA1000003	Rating Area 7	Tobacco User/Non-Tobacco User	23	366.24	375.40
33709PA1000003	Rating Area 7	Tobacco User/Non-Tobacco User	24	366.24	375.40
33709PA1000003	Rating Area 7	Tobacco User/Non-Tobacco User	25	367.70	376.89
33709PA1000003	Rating Area 7	Tobacco User/Non-Tobacco User	26	375.03	384.41
33709PA1000003	Rating Area 7	Tobacco User/Non-Tobacco User	27	383.82	393.42
33709PA1000003	Rating Area 7	Tobacco User/Non-Tobacco User	28	398.10	408.05
33709PA1000003	Rating Area 7	Tobacco User/Non-Tobacco User	29	409.82	420.07
33709PA1000003	Rating Area 7	Tobacco User/Non-Tobacco User	30	415.68	426.07
33709PA1000003	Rating Area 7	Tobacco User/Non-Tobacco User	31	424.47	435.08
33709PA1000003	Rating Area 7	Tobacco User/Non-Tobacco User	32	433.26	444.09
33709PA1000003	Rating Area 7	Tobacco User/Non-Tobacco User	33	438.76	449.73
33709PA1000003	Rating Area 7	Tobacco User/Non-Tobacco User	34	444.62	455.74
33709PA1000003	Rating Area 7	Tobacco User/Non-Tobacco User	35	447.55	458.74
33709PA1000003	Rating Area 7	Tobacco User/Non-Tobacco User	36	450.48	461.74
33709PA1000003	Rating Area 7	Tobacco User/Non-Tobacco User	37	453.41	464.75
33709PA1000003	Rating Area 7	Tobacco User/Non-Tobacco User	38	456.34	467.75
33709PA1000003	Rating Area 7	Tobacco User/Non-Tobacco User	39	462.19	473.74
33709PA1000003	Rating Area 7	Tobacco User/Non-Tobacco User	40	468.05	514.86
33709PA1000003	Rating Area 7	Tobacco User/Non-Tobacco User	41	476.84	526.91
33709PA1000003	Rating Area 7	Tobacco User/Non-Tobacco User	42	485.27	539.62
33709PA1000003	Rating Area 7	Tobacco User/Non-Tobacco User	43	496.99	557.13
33709PA1000003	Rating Area 7	Tobacco User/Non-Tobacco User	44	511.64	579.18
33709PA1000003	Rating Area 7	Tobacco User/Non-Tobacco User	45	528.85	605.53
33709PA1000003	Rating Area 7	Tobacco User/Non-Tobacco User	46	549.36	637.26
33709PA1000003	Rating Area 7	Tobacco User/Non-Tobacco User	47	572.43	673.75
33709PA1000003	Rating Area 7	Tobacco User/Non-Tobacco User	48	598.80	716.16
33709PA1000003	Rating Area 7	Tobacco User/Non-Tobacco User	49	624.81	760.39
33709PA1000003	Rating Area 7	Tobacco User/Non-Tobacco User	50	654.10	801.27
33709PA1000003	Rating Area 7	Tobacco User/Non-Tobacco User	51	683.04	836.72
33709PA1000003	Rating Area 7	Tobacco User/Non-Tobacco User	52	714.90	875.75
33709PA1000003	Rating Area 7	Tobacco User/Non-Tobacco User	53	747.13	915.23
33709PA1000003	Rating Area 7	Tobacco User/Non-Tobacco User	54	781.92	957.85



33709PA1000003	Rating Area 7	Tobacco User/Non-Tobacco User	55	816.72	1000.48
33709PA1000003	Rating Area 7	Tobacco User/Non-Tobacco User	56	854.44	1046.69
33709PA1000003	Rating Area 7	Tobacco User/Non-Tobacco User	57	892.53	1093.35
33709PA1000003	Rating Area 7	Tobacco User/Non-Tobacco User	58	933.18	1143.15
33709PA1000003	Rating Area 7	Tobacco User/Non-Tobacco User	59	953.32	1167.82
33709PA1000003	Rating Area 7	Tobacco User/Non-Tobacco User	60	993.98	1217.63
33709PA1000003	Rating Area 7	Tobacco User/Non-Tobacco User	61	1029.13	1260.68
33709PA1000003	Rating Area 7	Tobacco User/Non-Tobacco User	62	1052.21	1288.96
33709PA1000003	Rating Area 7	Tobacco User/Non-Tobacco User	63	1081.14	1324.40
33709PA1000003	Rating Area 7	Tobacco User/Non-Tobacco User	64 and over	1098.72	1345.93
33709PA1000003	Rating Area 9	Tobacco User/Non-Tobacco User	0-14	274.79	274.79
33709PA1000003	Rating Area 9	Tobacco User/Non-Tobacco User	15	299.21	299.21
33709PA1000003	Rating Area 9	Tobacco User/Non-Tobacco User	16	308.55	308.55
33709PA1000003	Rating Area 9	Tobacco User/Non-Tobacco User	17	317.89	317.89
33709PA1000003	Rating Area 9	Tobacco User/Non-Tobacco User	18	327.95	327.95
33709PA1000003	Rating Area 9	Tobacco User/Non-Tobacco User	19	338.01	338.01
33709PA1000003	Rating Area 9	Tobacco User/Non-Tobacco User	20	348.42	348.42
33709PA1000003	Rating Area 9	Tobacco User/Non-Tobacco User	21	359.20	368.18
33709PA1000003	Rating Area 9	Tobacco User/Non-Tobacco User	22	359.20	368.18
33709PA1000003	Rating Area 9	Tobacco User/Non-Tobacco User	23	359.20	368.18
33709PA1000003	Rating Area 9	Tobacco User/Non-Tobacco User	24	359.20	368.18
33709PA1000003	Rating Area 9	Tobacco User/Non-Tobacco User	25	360.64	369.66
33709PA1000003	Rating Area 9	Tobacco User/Non-Tobacco User	26	367.82	377.02
33709PA1000003	Rating Area 9	Tobacco User/Non-Tobacco User	27	376.44	385.85
33709PA1000003	Rating Area 9	Tobacco User/Non-Tobacco User	28	390.45	400.21
33709PA1000003	Rating Area 9	Tobacco User/Non-Tobacco User	29	401.94	411.99
33709PA1000003	Rating Area 9	Tobacco User/Non-Tobacco User	30	407.69	417.88
33709PA1000003	Rating Area 9	Tobacco User/Non-Tobacco User	31	416.31	426.72
33709PA1000003	Rating Area 9	Tobacco User/Non-Tobacco User	32	424.93	435.55
33709PA1000003	Rating Area 9	Tobacco User/Non-Tobacco User	33	430.32	441.08
33709PA1000003	Rating Area 9	Tobacco User/Non-Tobacco User	34	436.07	446.97
33709PA1000003	Rating Area 9	Tobacco User/Non-Tobacco User	35	438.94	449.91
33709PA1000003	Rating Area 9	Tobacco User/Non-Tobacco User	36	441.82	452.87
33709PA1000003	Rating Area 9	Tobacco User/Non-Tobacco User	37	444.69	455.81
33709PA1000003	Rating Area 9	Tobacco User/Non-Tobacco User	38	447.56	458.75
33709PA1000003	Rating Area 9	Tobacco User/Non-Tobacco User	39	453.31	464.64
33709PA1000003	Rating Area 9	Tobacco User/Non-Tobacco User	40	459.06	504.97
33709PA1000003	Rating Area 9	Tobacco User/Non-Tobacco User	41	467.68	516.79
33709PA1000003	Rating Area 9	Tobacco User/Non-Tobacco User	42	475.94	529.25
33709PA1000003	Rating Area 9	Tobacco User/Non-Tobacco User	43	487.43	546.41
33709PA1000003	Rating Area 9	Tobacco User/Non-Tobacco User	44	501.80	568.04
33709PA1000003	Rating Area 9	Tobacco User/Non-Tobacco User	45	518.68	593.89
33709PA1000003	Rating Area 9	Tobacco User/Non-Tobacco User	46	538.80	625.01
33709PA1000003	Rating Area 9	Tobacco User/Non-Tobacco User	47	561.43	660.80
33709PA1000003	Rating Area 9	Tobacco User/Non-Tobacco User	48	587.29	702.40
33709PA1000003	Rating Area 9	Tobacco User/Non-Tobacco User	49	612.80	745.78
33709PA1000003	Rating Area 9	Tobacco User/Non-Tobacco User	50	641.53	785.87
33709PA1000003	Rating Area 9	Tobacco User/Non-Tobacco User	51	669.91	820.64
33709PA1000003	Rating Area 9	Tobacco User/Non-Tobacco User	52	701.16	858.92
33709PA1000003	Rating Area 9	Tobacco User/Non-Tobacco User	53	732.77	897.64
33709PA1000003	Rating Area 9	Tobacco User/Non-Tobacco User	54	766.89	939.44
33709PA1000003	Rating Area 9	Tobacco User/Non-Tobacco User	55	801.02	981.25
33709PA1000003	Rating Area 9	Tobacco User/Non-Tobacco User	56	838.01	1026.56
33709PA1000003	Rating Area 9	Tobacco User/Non-Tobacco User	57	875.37	1072.33
33709PA1000003	Rating Area 9	Tobacco User/Non-Tobacco User	58	915.24	1121.17
33709PA1000003	Rating Area 9	Tobacco User/Non-Tobacco User	59	935.00	1145.38
33709PA1000003	Rating Area 9	Tobacco User/Non-Tobacco User	60	974.87	1194.22
33709PA1000003	Rating Area 9	Tobacco User/Non-Tobacco User	61	1009.35	1236.45
33709PA1000003	Rating Area 9	Tobacco User/Non-Tobacco User	62	1031.98	1264.18
33709PA1000003	Rating Area 9	Tobacco User/Non-Tobacco User	63	1060.36	1298.94
33709PA1000003	Rating Area 9	Tobacco User/Non-Tobacco User	64 and over	1077.60	1320.06
33709PA1000001	Rating Area 6	Tobacco User/Non-Tobacco User	0-14	269.95	269.95
33709PA1000001	Rating Area 6	Tobacco User/Non-Tobacco User	15	293.95	293.95
33709PA1000001	Rating Area 6	Tobacco User/Non-Tobacco User	16	303.12	303.12
33709PA1000001	Rating Area 6	Tobacco User/Non-Tobacco User	17	312.30	312.30
33709PA1000001	Rating Area 6	Tobacco User/Non-Tobacco User	18	322.18	322.18

33709PA1000001	Rating Area 6	Tobacco User/Non-Tobacco User	19	332.06	332.06
33709PA1000001	Rating Area 6	Tobacco User/Non-Tobacco User	20	342.29	342.29
33709PA1000001	Rating Area 6	Tobacco User/Non-Tobacco User	21	352.88	361.70
33709PA1000001	Rating Area 6	Tobacco User/Non-Tobacco User	22	352.88	361.70
33709PA1000001	Rating Area 6	Tobacco User/Non-Tobacco User	23	352.88	361.70
33709PA1000001	Rating Area 6	Tobacco User/Non-Tobacco User	24	352.88	361.70
33709PA1000001	Rating Area 6	Tobacco User/Non-Tobacco User	25	354.29	363.15
33709PA1000001	Rating Area 6	Tobacco User/Non-Tobacco User	26	361.35	370.38
33709PA1000001	Rating Area 6	Tobacco User/Non-Tobacco User	27	369.82	379.07
33709PA1000001	Rating Area 6	Tobacco User/Non-Tobacco User	28	383.58	393.17
33709PA1000001	Rating Area 6	Tobacco User/Non-Tobacco User	29	394.87	404.74
33709PA1000001	Rating Area 6	Tobacco User/Non-Tobacco User	30	400.52	410.53
33709PA1000001	Rating Area 6	Tobacco User/Non-Tobacco User	31	408.99	419.21
33709PA1000001	Rating Area 6	Tobacco User/Non-Tobacco User	32	417.46	427.90
33709PA1000001	Rating Area 6	Tobacco User/Non-Tobacco User	33	422.75	433.32
33709PA1000001	Rating Area 6	Tobacco User/Non-Tobacco User	34	428.40	439.11
33709PA1000001	Rating Area 6	Tobacco User/Non-Tobacco User	35	431.22	442.00
33709PA1000001	Rating Area 6	Tobacco User/Non-Tobacco User	36	434.04	444.89
33709PA1000001	Rating Area 6	Tobacco User/Non-Tobacco User	37	436.87	447.79
33709PA1000001	Rating Area 6	Tobacco User/Non-Tobacco User	38	439.69	450.68
33709PA1000001	Rating Area 6	Tobacco User/Non-Tobacco User	39	445.33	456.46
33709PA1000001	Rating Area 6	Tobacco User/Non-Tobacco User	40	450.98	496.08
33709PA1000001	Rating Area 6	Tobacco User/Non-Tobacco User	41	459.45	507.69
33709PA1000001	Rating Area 6	Tobacco User/Non-Tobacco User	42	467.57	519.94
33709PA1000001	Rating Area 6	Tobacco User/Non-Tobacco User	43	478.86	536.80
33709PA1000001	Rating Area 6	Tobacco User/Non-Tobacco User	44	492.97	558.04
33709PA1000001	Rating Area 6	Tobacco User/Non-Tobacco User	45	509.56	583.45
33709PA1000001	Rating Area 6	Tobacco User/Non-Tobacco User	46	529.32	614.01
33709PA1000001	Rating Area 6	Tobacco User/Non-Tobacco User	47	551.55	649.17
33709PA1000001	Rating Area 6	Tobacco User/Non-Tobacco User	48	576.96	690.04
33709PA1000001	Rating Area 6	Tobacco User/Non-Tobacco User	49	602.01	732.65
33709PA1000001	Rating Area 6	Tobacco User/Non-Tobacco User	50	630.24	772.04
33709PA1000001	Rating Area 6	Tobacco User/Non-Tobacco User	51	658.12	806.20
33709PA1000001	Rating Area 6	Tobacco User/Non-Tobacco User	52	688.82	843.80
33709PA1000001	Rating Area 6	Tobacco User/Non-Tobacco User	53	719.88	881.85
33709PA1000001	Rating Area 6	Tobacco User/Non-Tobacco User	54	753.40	922.92
33709PA1000001	Rating Area 6	Tobacco User/Non-Tobacco User	55	786.92	963.98
33709PA1000001	Rating Area 6	Tobacco User/Non-Tobacco User	56	823.27	1008.51
33709PA1000001	Rating Area 6	Tobacco User/Non-Tobacco User	57	859.97	1053.46
33709PA1000001	Rating Area 6	Tobacco User/Non-Tobacco User	58	899.14	1101.45
33709PA1000001	Rating Area 6	Tobacco User/Non-Tobacco User	59	918.55	1125.22
33709PA1000001	Rating Area 6	Tobacco User/Non-Tobacco User	60	957.72	1173.21
33709PA1000001	Rating Area 6	Tobacco User/Non-Tobacco User	61	991.59	1214.70
33709PA1000001	Rating Area 6	Tobacco User/Non-Tobacco User	62	1013.82	1241.93
33709PA1000001	Rating Area 6	Tobacco User/Non-Tobacco User	63	1041.70	1276.08
33709PA1000001	Rating Area 6	Tobacco User/Non-Tobacco User	64 and over	1058.64	1296.83
33709PA1000001	Rating Area 7	Tobacco User/Non-Tobacco User	0-14	269.95	269.95
33709PA1000001	Rating Area 7	Tobacco User/Non-Tobacco User	15	293.95	293.95
33709PA1000001	Rating Area 7	Tobacco User/Non-Tobacco User	16	303.12	303.12
33709PA1000001	Rating Area 7	Tobacco User/Non-Tobacco User	17	312.30	312.30
33709PA1000001	Rating Area 7	Tobacco User/Non-Tobacco User	18	322.18	322.18
33709PA1000001	Rating Area 7	Tobacco User/Non-Tobacco User	19	332.06	332.06
33709PA1000001	Rating Area 7	Tobacco User/Non-Tobacco User	20	342.29	342.29
33709PA1000001	Rating Area 7	Tobacco User/Non-Tobacco User	21	352.88	361.70
33709PA1000001	Rating Area 7	Tobacco User/Non-Tobacco User	22	352.88	361.70
33709PA1000001	Rating Area 7	Tobacco User/Non-Tobacco User	23	352.88	361.70
33709PA1000001	Rating Area 7	Tobacco User/Non-Tobacco User	24	352.88	361.70
33709PA1000001	Rating Area 7	Tobacco User/Non-Tobacco User	25	354.29	363.15
33709PA1000001	Rating Area 7	Tobacco User/Non-Tobacco User	26	361.35	370.38
33709PA1000001	Rating Area 7	Tobacco User/Non-Tobacco User	27	369.82	379.07
33709PA1000001	Rating Area 7	Tobacco User/Non-Tobacco User	28	383.58	393.17
33709PA1000001	Rating Area 7	Tobacco User/Non-Tobacco User	29	394.87	404.74
33709PA1000001	Rating Area 7	Tobacco User/Non-Tobacco User	30	400.52	410.53
33709PA1000001	Rating Area 7	Tobacco User/Non-Tobacco User	31	408.99	419.21
33709PA1000001	Rating Area 7	Tobacco User/Non-Tobacco User	32	417.46	427.90
33709PA1000001	Rating Area 7	Tobacco User/Non-Tobacco User	33	422.75	433.32

33709PA1000001	Rating Area 7	Tobacco User/Non-Tobacco User	34	428.40	439.11
33709PA1000001	Rating Area 7	Tobacco User/Non-Tobacco User	35	431.22	442.00
33709PA1000001	Rating Area 7	Tobacco User/Non-Tobacco User	36	434.04	444.89
33709PA1000001	Rating Area 7	Tobacco User/Non-Tobacco User	37	436.87	447.79
33709PA1000001	Rating Area 7	Tobacco User/Non-Tobacco User	38	439.69	450.68
33709PA1000001	Rating Area 7	Tobacco User/Non-Tobacco User	39	445.33	456.46
33709PA1000001	Rating Area 7	Tobacco User/Non-Tobacco User	40	450.98	496.08
33709PA1000001	Rating Area 7	Tobacco User/Non-Tobacco User	41	459.45	507.69
33709PA1000001	Rating Area 7	Tobacco User/Non-Tobacco User	42	467.57	519.94
33709PA1000001	Rating Area 7	Tobacco User/Non-Tobacco User	43	478.86	536.80
33709PA1000001	Rating Area 7	Tobacco User/Non-Tobacco User	44	492.97	558.04
33709PA1000001	Rating Area 7	Tobacco User/Non-Tobacco User	45	509.56	583.45
33709PA1000001	Rating Area 7	Tobacco User/Non-Tobacco User	46	529.32	614.01
33709PA1000001	Rating Area 7	Tobacco User/Non-Tobacco User	47	551.55	649.17
33709PA1000001	Rating Area 7	Tobacco User/Non-Tobacco User	48	576.96	690.04
33709PA1000001	Rating Area 7	Tobacco User/Non-Tobacco User	49	602.01	732.65
33709PA1000001	Rating Area 7	Tobacco User/Non-Tobacco User	50	630.24	772.04
33709PA1000001	Rating Area 7	Tobacco User/Non-Tobacco User	51	658.12	806.20
33709PA1000001	Rating Area 7	Tobacco User/Non-Tobacco User	52	688.82	843.80
33709PA1000001	Rating Area 7	Tobacco User/Non-Tobacco User	53	719.88	881.85
33709PA1000001	Rating Area 7	Tobacco User/Non-Tobacco User	54	753.40	922.92
33709PA1000001	Rating Area 7	Tobacco User/Non-Tobacco User	55	786.92	963.98
33709PA1000001	Rating Area 7	Tobacco User/Non-Tobacco User	56	823.27	1008.51
33709PA1000001	Rating Area 7	Tobacco User/Non-Tobacco User	57	859.97	1053.46
33709PA1000001	Rating Area 7	Tobacco User/Non-Tobacco User	58	899.14	1101.45
33709PA1000001	Rating Area 7	Tobacco User/Non-Tobacco User	59	918.55	1125.22
33709PA1000001	Rating Area 7	Tobacco User/Non-Tobacco User	60	957.72	1173.21
33709PA1000001	Rating Area 7	Tobacco User/Non-Tobacco User	61	991.59	1214.70
33709PA1000001	Rating Area 7	Tobacco User/Non-Tobacco User	62	1013.82	1241.93
33709PA1000001	Rating Area 7	Tobacco User/Non-Tobacco User	63	1041.70	1276.08
33709PA1000001	Rating Area 7	Tobacco User/Non-Tobacco User	64 and over	1058.64	1296.83
33709PA1000001	Rating Area 9	Tobacco User/Non-Tobacco User	0-14	264.76	264.76
33709PA1000001	Rating Area 9	Tobacco User/Non-Tobacco User	15	288.29	288.29
33709PA1000001	Rating Area 9	Tobacco User/Non-Tobacco User	16	297.29	297.29
33709PA1000001	Rating Area 9	Tobacco User/Non-Tobacco User	17	306.29	306.29
33709PA1000001	Rating Area 9	Tobacco User/Non-Tobacco User	18	315.98	315.98
33709PA1000001	Rating Area 9	Tobacco User/Non-Tobacco User	19	325.67	325.67
33709PA1000001	Rating Area 9	Tobacco User/Non-Tobacco User	20	335.71	335.71
33709PA1000001	Rating Area 9	Tobacco User/Non-Tobacco User	21	346.09	354.74
33709PA1000001	Rating Area 9	Tobacco User/Non-Tobacco User	22	346.09	354.74
33709PA1000001	Rating Area 9	Tobacco User/Non-Tobacco User	23	346.09	354.74
33709PA1000001	Rating Area 9	Tobacco User/Non-Tobacco User	24	346.09	354.74
33709PA1000001	Rating Area 9	Tobacco User/Non-Tobacco User	25	347.47	356.16
33709PA1000001	Rating Area 9	Tobacco User/Non-Tobacco User	26	354.40	363.26
33709PA1000001	Rating Area 9	Tobacco User/Non-Tobacco User	27	362.70	371.77
33709PA1000001	Rating Area 9	Tobacco User/Non-Tobacco User	28	376.20	385.61
33709PA1000001	Rating Area 9	Tobacco User/Non-Tobacco User	29	387.27	396.95
33709PA1000001	Rating Area 9	Tobacco User/Non-Tobacco User	30	392.81	402.63
33709PA1000001	Rating Area 9	Tobacco User/Non-Tobacco User	31	401.12	411.15
33709PA1000001	Rating Area 9	Tobacco User/Non-Tobacco User	32	409.42	419.66
33709PA1000001	Rating Area 9	Tobacco User/Non-Tobacco User	33	414.62	424.99
33709PA1000001	Rating Area 9	Tobacco User/Non-Tobacco User	34	420.15	430.65
33709PA1000001	Rating Area 9	Tobacco User/Non-Tobacco User	35	422.92	433.49
33709PA1000001	Rating Area 9	Tobacco User/Non-Tobacco User	36	425.69	436.33
33709PA1000001	Rating Area 9	Tobacco User/Non-Tobacco User	37	428.46	439.17
33709PA1000001	Rating Area 9	Tobacco User/Non-Tobacco User	38	431.23	442.01
33709PA1000001	Rating Area 9	Tobacco User/Non-Tobacco User	39	436.77	447.69
33709PA1000001	Rating Area 9	Tobacco User/Non-Tobacco User	40	442.30	486.53
33709PA1000001	Rating Area 9	Tobacco User/Non-Tobacco User	41	450.61	497.92
33709PA1000001	Rating Area 9	Tobacco User/Non-Tobacco User	42	458.57	509.93
33709PA1000001	Rating Area 9	Tobacco User/Non-Tobacco User	43	469.64	526.47
33709PA1000001	Rating Area 9	Tobacco User/Non-Tobacco User	44	483.49	547.31
33709PA1000001	Rating Area 9	Tobacco User/Non-Tobacco User	45	499.75	572.21
33709PA1000001	Rating Area 9	Tobacco User/Non-Tobacco User	46	519.14	602.20
33709PA1000001	Rating Area 9	Tobacco User/Non-Tobacco User	47	540.94	636.69
33709PA1000001	Rating Area 9	Tobacco User/Non-Tobacco User	48	565.86	676.77

33709PA1000001	Rating Area 9	Tobacco User/Non-Tobacco User	49	590.43	718.55
33709PA1000001	Rating Area 9	Tobacco User/Non-Tobacco User	50	618.12	757.20
33709PA1000001	Rating Area 9	Tobacco User/Non-Tobacco User	51	645.46	790.69
33709PA1000001	Rating Area 9	Tobacco User/Non-Tobacco User	52	675.57	827.57
33709PA1000001	Rating Area 9	Tobacco User/Non-Tobacco User	53	706.02	864.87
33709PA1000001	Rating Area 9	Tobacco User/Non-Tobacco User	54	738.90	905.15
33709PA1000001	Rating Area 9	Tobacco User/Non-Tobacco User	55	771.78	945.43
33709PA1000001	Rating Area 9	Tobacco User/Non-Tobacco User	56	807.43	989.10
33709PA1000001	Rating Area 9	Tobacco User/Non-Tobacco User	57	843.42	1033.19
33709PA1000001	Rating Area 9	Tobacco User/Non-Tobacco User	58	881.84	1080.25
33709PA1000001	Rating Area 9	Tobacco User/Non-Tobacco User	59	900.87	1103.57
33709PA1000001	Rating Area 9	Tobacco User/Non-Tobacco User	60	939.29	1150.63
33709PA1000001	Rating Area 9	Tobacco User/Non-Tobacco User	61	972.51	1191.32
33709PA1000001	Rating Area 9	Tobacco User/Non-Tobacco User	62	994.32	1218.04
33709PA1000001	Rating Area 9	Tobacco User/Non-Tobacco User	63	1021.66	1251.53
33709PA1000001	Rating Area 9	Tobacco User/Non-Tobacco User	64 and over	1038.27	1271.88
33709PA1010001	Rating Area 6	Tobacco User/Non-Tobacco User	0-14	280.06	280.06
33709PA1010001	Rating Area 6	Tobacco User/Non-Tobacco User	15	304.95	304.95
33709PA1010001	Rating Area 6	Tobacco User/Non-Tobacco User	16	314.47	314.47
33709PA1010001	Rating Area 6	Tobacco User/Non-Tobacco User	17	323.99	323.99
33709PA1010001	Rating Area 6	Tobacco User/Non-Tobacco User	18	334.24	334.24
33709PA1010001	Rating Area 6	Tobacco User/Non-Tobacco User	19	344.49	344.49
33709PA1010001	Rating Area 6	Tobacco User/Non-Tobacco User	20	355.11	355.11
33709PA1010001	Rating Area 6	Tobacco User/Non-Tobacco User	21	366.09	375.24
33709PA1010001	Rating Area 6	Tobacco User/Non-Tobacco User	22	366.09	375.24
33709PA1010001	Rating Area 6	Tobacco User/Non-Tobacco User	23	366.09	375.24
33709PA1010001	Rating Area 6	Tobacco User/Non-Tobacco User	24	366.09	375.24
33709PA1010001	Rating Area 6	Tobacco User/Non-Tobacco User	25	367.55	376.74
33709PA1010001	Rating Area 6	Tobacco User/Non-Tobacco User	26	374.88	384.25
33709PA1010001	Rating Area 6	Tobacco User/Non-Tobacco User	27	383.66	393.25
33709PA1010001	Rating Area 6	Tobacco User/Non-Tobacco User	28	397.94	407.89
33709PA1010001	Rating Area 6	Tobacco User/Non-Tobacco User	29	409.65	419.89
33709PA1010001	Rating Area 6	Tobacco User/Non-Tobacco User	30	415.51	425.90
33709PA1010001	Rating Area 6	Tobacco User/Non-Tobacco User	31	424.30	434.91
33709PA1010001	Rating Area 6	Tobacco User/Non-Tobacco User	32	433.08	443.91
33709PA1010001	Rating Area 6	Tobacco User/Non-Tobacco User	33	438.58	449.54
33709PA1010001	Rating Area 6	Tobacco User/Non-Tobacco User	34	444.43	455.54
33709PA1010001	Rating Area 6	Tobacco User/Non-Tobacco User	35	447.36	458.54
33709PA1010001	Rating Area 6	Tobacco User/Non-Tobacco User	36	450.29	461.55
33709PA1010001	Rating Area 6	Tobacco User/Non-Tobacco User	37	453.22	464.55
33709PA1010001	Rating Area 6	Tobacco User/Non-Tobacco User	38	456.15	467.55
33709PA1010001	Rating Area 6	Tobacco User/Non-Tobacco User	39	462.01	473.56
33709PA1010001	Rating Area 6	Tobacco User/Non-Tobacco User	40	467.86	514.65
33709PA1010001	Rating Area 6	Tobacco User/Non-Tobacco User	41	476.65	526.70
33709PA1010001	Rating Area 6	Tobacco User/Non-Tobacco User	42	485.07	539.40
33709PA1010001	Rating Area 6	Tobacco User/Non-Tobacco User	43	496.78	556.89
33709PA1010001	Rating Area 6	Tobacco User/Non-Tobacco User	44	511.43	578.94
33709PA1010001	Rating Area 6	Tobacco User/Non-Tobacco User	45	528.63	605.28
33709PA1010001	Rating Area 6	Tobacco User/Non-Tobacco User	46	549.14	637.00
33709PA1010001	Rating Area 6	Tobacco User/Non-Tobacco User	47	572.20	673.48
33709PA1010001	Rating Area 6	Tobacco User/Non-Tobacco User	48	598.56	715.88
33709PA1010001	Rating Area 6	Tobacco User/Non-Tobacco User	49	624.55	760.08
33709PA1010001	Rating Area 6	Tobacco User/Non-Tobacco User	50	653.84	800.95
33709PA1010001	Rating Area 6	Tobacco User/Non-Tobacco User	51	682.76	836.38
33709PA1010001	Rating Area 6	Tobacco User/Non-Tobacco User	52	714.61	875.40
33709PA1010001	Rating Area 6	Tobacco User/Non-Tobacco User	53	746.82	914.85
33709PA1010001	Rating Area 6	Tobacco User/Non-Tobacco User	54	781.60	957.46
33709PA1010001	Rating Area 6	Tobacco User/Non-Tobacco User	55	816.38	1000.07
33709PA1010001	Rating Area 6	Tobacco User/Non-Tobacco User	56	854.09	1046.26
33709PA1010001	Rating Area 6	Tobacco User/Non-Tobacco User	57	892.16	1092.90
33709PA1010001	Rating Area 6	Tobacco User/Non-Tobacco User	58	932.80	1142.68
33709PA1010001	Rating Area 6	Tobacco User/Non-Tobacco User	59	952.93	1167.34
33709PA1010001	Rating Area 6	Tobacco User/Non-Tobacco User	60	993.57	1217.12
33709PA1010001	Rating Area 6	Tobacco User/Non-Tobacco User	61	1028.71	1260.17
33709PA1010001	Rating Area 6	Tobacco User/Non-Tobacco User	62	1051.78	1288.43
33709PA1010001	Rating Area 6	Tobacco User/Non-Tobacco User	63	1080.70	1323.86

33709PA1010001	Rating Area 6	Tobacco User/Non-Tobacco User	64 and over	1098.27	1345.38
33709PA1010001	Rating Area 7	Tobacco User/Non-Tobacco User	0-14	280.06	280.06
33709PA1010001	Rating Area 7	Tobacco User/Non-Tobacco User	15	304.95	304.95
33709PA1010001	Rating Area 7	Tobacco User/Non-Tobacco User	16	314.47	314.47
33709PA1010001	Rating Area 7	Tobacco User/Non-Tobacco User	17	323.99	323.99
33709PA1010001	Rating Area 7	Tobacco User/Non-Tobacco User	18	334.24	334.24
33709PA1010001	Rating Area 7	Tobacco User/Non-Tobacco User	19	344.49	344.49
33709PA1010001	Rating Area 7	Tobacco User/Non-Tobacco User	20	355.11	355.11
33709PA1010001	Rating Area 7	Tobacco User/Non-Tobacco User	21	366.09	375.24
33709PA1010001	Rating Area 7	Tobacco User/Non-Tobacco User	22	366.09	375.24
33709PA1010001	Rating Area 7	Tobacco User/Non-Tobacco User	23	366.09	375.24
33709PA1010001	Rating Area 7	Tobacco User/Non-Tobacco User	24	366.09	375.24
33709PA1010001	Rating Area 7	Tobacco User/Non-Tobacco User	25	367.55	376.74
33709PA1010001	Rating Area 7	Tobacco User/Non-Tobacco User	26	374.88	384.25
33709PA1010001	Rating Area 7	Tobacco User/Non-Tobacco User	27	383.66	393.25
33709PA1010001	Rating Area 7	Tobacco User/Non-Tobacco User	28	397.94	407.89
33709PA1010001	Rating Area 7	Tobacco User/Non-Tobacco User	29	409.65	419.89
33709PA1010001	Rating Area 7	Tobacco User/Non-Tobacco User	30	415.51	425.90
33709PA1010001	Rating Area 7	Tobacco User/Non-Tobacco User	31	424.30	434.91
33709PA1010001	Rating Area 7	Tobacco User/Non-Tobacco User	32	433.08	443.91
33709PA1010001	Rating Area 7	Tobacco User/Non-Tobacco User	33	438.58	449.54
33709PA1010001	Rating Area 7	Tobacco User/Non-Tobacco User	34	444.43	455.54
33709PA1010001	Rating Area 7	Tobacco User/Non-Tobacco User	35	447.36	458.54
33709PA1010001	Rating Area 7	Tobacco User/Non-Tobacco User	36	450.29	461.55
33709PA1010001	Rating Area 7	Tobacco User/Non-Tobacco User	37	453.22	464.55
33709PA1010001	Rating Area 7	Tobacco User/Non-Tobacco User	38	456.15	467.55
33709PA1010001	Rating Area 7	Tobacco User/Non-Tobacco User	39	462.01	473.56
33709PA1010001	Rating Area 7	Tobacco User/Non-Tobacco User	40	467.86	514.65
33709PA1010001	Rating Area 7	Tobacco User/Non-Tobacco User	41	476.65	526.70
33709PA1010001	Rating Area 7	Tobacco User/Non-Tobacco User	42	485.07	539.40
33709PA1010001	Rating Area 7	Tobacco User/Non-Tobacco User	43	496.78	556.89
33709PA1010001	Rating Area 7	Tobacco User/Non-Tobacco User	44	511.43	578.94
33709PA1010001	Rating Area 7	Tobacco User/Non-Tobacco User	45	528.63	605.28
33709PA1010001	Rating Area 7	Tobacco User/Non-Tobacco User	46	549.14	637.00
33709PA1010001	Rating Area 7	Tobacco User/Non-Tobacco User	47	572.20	673.48
33709PA1010001	Rating Area 7	Tobacco User/Non-Tobacco User	48	598.56	715.88
33709PA1010001	Rating Area 7	Tobacco User/Non-Tobacco User	49	624.55	760.08
33709PA1010001	Rating Area 7	Tobacco User/Non-Tobacco User	50	653.84	800.95
33709PA1010001	Rating Area 7	Tobacco User/Non-Tobacco User	51	682.76	836.38
33709PA1010001	Rating Area 7	Tobacco User/Non-Tobacco User	52	714.61	875.40
33709PA1010001	Rating Area 7	Tobacco User/Non-Tobacco User	53	746.82	914.85
33709PA1010001	Rating Area 7	Tobacco User/Non-Tobacco User	54	781.60	957.46
33709PA1010001	Rating Area 7	Tobacco User/Non-Tobacco User	55	816.38	1000.07
33709PA1010001	Rating Area 7	Tobacco User/Non-Tobacco User	56	854.09	1046.26
33709PA1010001	Rating Area 7	Tobacco User/Non-Tobacco User	57	892.16	1092.90
33709PA1010001	Rating Area 7	Tobacco User/Non-Tobacco User	58	932.80	1142.68
33709PA1010001	Rating Area 7	Tobacco User/Non-Tobacco User	59	952.93	1167.34
33709PA1010001	Rating Area 7	Tobacco User/Non-Tobacco User	60	993.57	1217.12
33709PA1010001	Rating Area 7	Tobacco User/Non-Tobacco User	61	1028.71	1260.17
33709PA1010001	Rating Area 7	Tobacco User/Non-Tobacco User	62	1051.78	1288.43
33709PA1010001	Rating Area 7	Tobacco User/Non-Tobacco User	63	1080.70	1323.86
33709PA1010001	Rating Area 7	Tobacco User/Non-Tobacco User	64 and over	1098.27	1345.38
33709PA1010001	Rating Area 9	Tobacco User/Non-Tobacco User	0-14	274.67	274.67
33709PA1010001	Rating Area 9	Tobacco User/Non-Tobacco User	15	299.09	299.09
33709PA1010001	Rating Area 9	Tobacco User/Non-Tobacco User	16	308.42	308.42
33709PA1010001	Rating Area 9	Tobacco User/Non-Tobacco User	17	317.76	317.76
33709PA1010001	Rating Area 9	Tobacco User/Non-Tobacco User	18	327.81	327.81
33709PA1010001	Rating Area 9	Tobacco User/Non-Tobacco User	19	337.87	337.87
33709PA1010001	Rating Area 9	Tobacco User/Non-Tobacco User	20	348.28	348.28
33709PA1010001	Rating Area 9	Tobacco User/Non-Tobacco User	21	359.05	368.03
33709PA1010001	Rating Area 9	Tobacco User/Non-Tobacco User	22	359.05	368.03
33709PA1010001	Rating Area 9	Tobacco User/Non-Tobacco User	23	359.05	368.03
33709PA1010001	Rating Area 9	Tobacco User/Non-Tobacco User	24	359.05	368.03
33709PA1010001	Rating Area 9	Tobacco User/Non-Tobacco User	25	360.49	369.50
33709PA1010001	Rating Area 9	Tobacco User/Non-Tobacco User	26	367.67	376.86
33709PA1010001	Rating Area 9	Tobacco User/Non-Tobacco User	27	376.28	385.69

33709PA1010001	Rating Area 9	Tobacco User/Non-Tobacco User	28	390.29	400.05
33709PA1010001	Rating Area 9	Tobacco User/Non-Tobacco User	29	401.78	411.82
33709PA1010001	Rating Area 9	Tobacco User/Non-Tobacco User	30	407.52	417.71
33709PA1010001	Rating Area 9	Tobacco User/Non-Tobacco User	31	416.14	426.54
33709PA1010001	Rating Area 9	Tobacco User/Non-Tobacco User	32	424.76	435.38
33709PA1010001	Rating Area 9	Tobacco User/Non-Tobacco User	33	430.14	440.89
33709PA1010001	Rating Area 9	Tobacco User/Non-Tobacco User	34	435.89	446.79
33709PA1010001	Rating Area 9	Tobacco User/Non-Tobacco User	35	438.76	449.73
33709PA1010001	Rating Area 9	Tobacco User/Non-Tobacco User	36	441.63	452.67
33709PA1010001	Rating Area 9	Tobacco User/Non-Tobacco User	37	444.50	455.61
33709PA1010001	Rating Area 9	Tobacco User/Non-Tobacco User	38	447.38	458.56
33709PA1010001	Rating Area 9	Tobacco User/Non-Tobacco User	39	453.12	464.45
33709PA1010001	Rating Area 9	Tobacco User/Non-Tobacco User	40	458.87	504.76
33709PA1010001	Rating Area 9	Tobacco User/Non-Tobacco User	41	467.48	516.57
33709PA1010001	Rating Area 9	Tobacco User/Non-Tobacco User	42	475.74	529.02
33709PA1010001	Rating Area 9	Tobacco User/Non-Tobacco User	43	487.23	546.18
33709PA1010001	Rating Area 9	Tobacco User/Non-Tobacco User	44	501.59	567.80
33709PA1010001	Rating Area 9	Tobacco User/Non-Tobacco User	45	518.47	593.65
33709PA1010001	Rating Area 9	Tobacco User/Non-Tobacco User	46	538.58	624.75
33709PA1010001	Rating Area 9	Tobacco User/Non-Tobacco User	47	561.20	660.53
33709PA1010001	Rating Area 9	Tobacco User/Non-Tobacco User	48	587.05	702.11
33709PA1010001	Rating Area 9	Tobacco User/Non-Tobacco User	49	612.54	745.46
33709PA1010001	Rating Area 9	Tobacco User/Non-Tobacco User	50	641.26	785.54
33709PA1010001	Rating Area 9	Tobacco User/Non-Tobacco User	51	669.63	820.30
33709PA1010001	Rating Area 9	Tobacco User/Non-Tobacco User	52	700.87	858.57
33709PA1010001	Rating Area 9	Tobacco User/Non-Tobacco User	53	732.46	897.26
33709PA1010001	Rating Area 9	Tobacco User/Non-Tobacco User	54	766.57	939.05
33709PA1010001	Rating Area 9	Tobacco User/Non-Tobacco User	55	800.68	980.83
33709PA1010001	Rating Area 9	Tobacco User/Non-Tobacco User	56	837.66	1026.13
33709PA1010001	Rating Area 9	Tobacco User/Non-Tobacco User	57	875.00	1071.88
33709PA1010001	Rating Area 9	Tobacco User/Non-Tobacco User	58	914.86	1120.70
33709PA1010001	Rating Area 9	Tobacco User/Non-Tobacco User	59	934.61	1144.90
33709PA1010001	Rating Area 9	Tobacco User/Non-Tobacco User	60	974.46	1193.71
33709PA1010001	Rating Area 9	Tobacco User/Non-Tobacco User	61	1008.93	1235.94
33709PA1010001	Rating Area 9	Tobacco User/Non-Tobacco User	62	1031.55	1263.65
33709PA1010001	Rating Area 9	Tobacco User/Non-Tobacco User	63	1059.92	1298.40
33709PA1010001	Rating Area 9	Tobacco User/Non-Tobacco User	64 and over	1077.15	1319.51
33709PA1020001	Rating Area 6	Tobacco User/Non-Tobacco User	0-14	223.40	223.40
33709PA1020001	Rating Area 6	Tobacco User/Non-Tobacco User	15	243.26	243.26
33709PA1020001	Rating Area 6	Tobacco User/Non-Tobacco User	16	250.85	250.85
33709PA1020001	Rating Area 6	Tobacco User/Non-Tobacco User	17	258.45	258.45
33709PA1020001	Rating Area 6	Tobacco User/Non-Tobacco User	18	266.62	266.62
33709PA1020001	Rating Area 6	Tobacco User/Non-Tobacco User	19	274.80	274.80
33709PA1020001	Rating Area 6	Tobacco User/Non-Tobacco User	20	283.27	283.27
33709PA1020001	Rating Area 6	Tobacco User/Non-Tobacco User	21	292.03	299.33
33709PA1020001	Rating Area 6	Tobacco User/Non-Tobacco User	22	292.03	299.33
33709PA1020001	Rating Area 6	Tobacco User/Non-Tobacco User	23	292.03	299.33
33709PA1020001	Rating Area 6	Tobacco User/Non-Tobacco User	24	292.03	299.33
33709PA1020001	Rating Area 6	Tobacco User/Non-Tobacco User	25	293.20	300.53
33709PA1020001	Rating Area 6	Tobacco User/Non-Tobacco User	26	299.04	306.52
33709PA1020001	Rating Area 6	Tobacco User/Non-Tobacco User	27	306.05	313.70
33709PA1020001	Rating Area 6	Tobacco User/Non-Tobacco User	28	317.44	325.38
33709PA1020001	Rating Area 6	Tobacco User/Non-Tobacco User	29	326.78	334.95
33709PA1020001	Rating Area 6	Tobacco User/Non-Tobacco User	30	331.45	339.74
33709PA1020001	Rating Area 6	Tobacco User/Non-Tobacco User	31	338.46	346.92
33709PA1020001	Rating Area 6	Tobacco User/Non-Tobacco User	32	345.47	354.11
33709PA1020001	Rating Area 6	Tobacco User/Non-Tobacco User	33	349.85	358.60
33709PA1020001	Rating Area 6	Tobacco User/Non-Tobacco User	34	354.52	363.38
33709PA1020001	Rating Area 6	Tobacco User/Non-Tobacco User	35	356.86	365.78
33709PA1020001	Rating Area 6	Tobacco User/Non-Tobacco User	36	359.20	368.18
33709PA1020001	Rating Area 6	Tobacco User/Non-Tobacco User	37	361.53	370.57
33709PA1020001	Rating Area 6	Tobacco User/Non-Tobacco User	38	363.87	372.97
33709PA1020001	Rating Area 6	Tobacco User/Non-Tobacco User	39	368.54	377.75
33709PA1020001	Rating Area 6	Tobacco User/Non-Tobacco User	40	373.21	410.53
33709PA1020001	Rating Area 6	Tobacco User/Non-Tobacco User	41	380.22	420.14
33709PA1020001	Rating Area 6	Tobacco User/Non-Tobacco User	42	386.94	430.28

33709PA1020001	Rating Area 6	Tobacco User/Non-Tobacco User	43	396.28	444.23
33709PA1020001	Rating Area 6	Tobacco User/Non-Tobacco User	44	407.97	461.82
33709PA1020001	Rating Area 6	Tobacco User/Non-Tobacco User	45	421.69	482.84
33709PA1020001	Rating Area 6	Tobacco User/Non-Tobacco User	46	438.05	508.14
33709PA1020001	Rating Area 6	Tobacco User/Non-Tobacco User	47	456.44	537.23
33709PA1020001	Rating Area 6	Tobacco User/Non-Tobacco User	48	477.47	571.05
33709PA1020001	Rating Area 6	Tobacco User/Non-Tobacco User	49	498.20	606.31
33709PA1020001	Rating Area 6	Tobacco User/Non-Tobacco User	50	521.57	638.92
33709PA1020001	Rating Area 6	Tobacco User/Non-Tobacco User	51	544.64	667.18
33709PA1020001	Rating Area 6	Tobacco User/Non-Tobacco User	52	570.04	698.30
33709PA1020001	Rating Area 6	Tobacco User/Non-Tobacco User	53	595.74	729.78
33709PA1020001	Rating Area 6	Tobacco User/Non-Tobacco User	54	623.48	763.76
33709PA1020001	Rating Area 6	Tobacco User/Non-Tobacco User	55	651.23	797.76
33709PA1020001	Rating Area 6	Tobacco User/Non-Tobacco User	56	681.31	834.60
33709PA1020001	Rating Area 6	Tobacco User/Non-Tobacco User	57	711.68	871.81
33709PA1020001	Rating Area 6	Tobacco User/Non-Tobacco User	58	744.09	911.51
33709PA1020001	Rating Area 6	Tobacco User/Non-Tobacco User	59	760.15	931.18
33709PA1020001	Rating Area 6	Tobacco User/Non-Tobacco User	60	792.57	970.90
33709PA1020001	Rating Area 6	Tobacco User/Non-Tobacco User	61	820.60	1005.24
33709PA1020001	Rating Area 6	Tobacco User/Non-Tobacco User	62	839.00	1027.78
33709PA1020001	Rating Area 6	Tobacco User/Non-Tobacco User	63	862.07	1056.04
33709PA1020001	Rating Area 6	Tobacco User/Non-Tobacco User	64 and over	876.09	1073.21
33709PA1020001	Rating Area 7	Tobacco User/Non-Tobacco User	0-14	223.40	223.40
33709PA1020001	Rating Area 7	Tobacco User/Non-Tobacco User	15	243.26	243.26
33709PA1020001	Rating Area 7	Tobacco User/Non-Tobacco User	16	250.85	250.85
33709PA1020001	Rating Area 7	Tobacco User/Non-Tobacco User	17	258.45	258.45
33709PA1020001	Rating Area 7	Tobacco User/Non-Tobacco User	18	266.62	266.62
33709PA1020001	Rating Area 7	Tobacco User/Non-Tobacco User	19	274.80	274.80
33709PA1020001	Rating Area 7	Tobacco User/Non-Tobacco User	20	283.27	283.27
33709PA1020001	Rating Area 7	Tobacco User/Non-Tobacco User	21	292.03	299.33
33709PA1020001	Rating Area 7	Tobacco User/Non-Tobacco User	22	292.03	299.33
33709PA1020001	Rating Area 7	Tobacco User/Non-Tobacco User	23	292.03	299.33
33709PA1020001	Rating Area 7	Tobacco User/Non-Tobacco User	24	292.03	299.33
33709PA1020001	Rating Area 7	Tobacco User/Non-Tobacco User	25	293.20	300.53
33709PA1020001	Rating Area 7	Tobacco User/Non-Tobacco User	26	299.04	306.52
33709PA1020001	Rating Area 7	Tobacco User/Non-Tobacco User	27	306.05	313.70
33709PA1020001	Rating Area 7	Tobacco User/Non-Tobacco User	28	317.44	325.38
33709PA1020001	Rating Area 7	Tobacco User/Non-Tobacco User	29	326.78	334.95
33709PA1020001	Rating Area 7	Tobacco User/Non-Tobacco User	30	331.45	339.74
33709PA1020001	Rating Area 7	Tobacco User/Non-Tobacco User	31	338.46	346.92
33709PA1020001	Rating Area 7	Tobacco User/Non-Tobacco User	32	345.47	354.11
33709PA1020001	Rating Area 7	Tobacco User/Non-Tobacco User	33	349.85	358.60
33709PA1020001	Rating Area 7	Tobacco User/Non-Tobacco User	34	354.52	363.38
33709PA1020001	Rating Area 7	Tobacco User/Non-Tobacco User	35	356.86	365.78
33709PA1020001	Rating Area 7	Tobacco User/Non-Tobacco User	36	359.20	368.18
33709PA1020001	Rating Area 7	Tobacco User/Non-Tobacco User	37	361.53	370.57
33709PA1020001	Rating Area 7	Tobacco User/Non-Tobacco User	38	363.87	372.97
33709PA1020001	Rating Area 7	Tobacco User/Non-Tobacco User	39	368.54	377.75
33709PA1020001	Rating Area 7	Tobacco User/Non-Tobacco User	40	373.21	410.53
33709PA1020001	Rating Area 7	Tobacco User/Non-Tobacco User	41	380.22	420.14
33709PA1020001	Rating Area 7	Tobacco User/Non-Tobacco User	42	386.94	430.28
33709PA1020001	Rating Area 7	Tobacco User/Non-Tobacco User	43	396.28	444.23
33709PA1020001	Rating Area 7	Tobacco User/Non-Tobacco User	44	407.97	461.82
33709PA1020001	Rating Area 7	Tobacco User/Non-Tobacco User	45	421.69	482.84
33709PA1020001	Rating Area 7	Tobacco User/Non-Tobacco User	46	438.05	508.14
33709PA1020001	Rating Area 7	Tobacco User/Non-Tobacco User	47	456.44	537.23
33709PA1020001	Rating Area 7	Tobacco User/Non-Tobacco User	48	477.47	571.05
33709PA1020001	Rating Area 7	Tobacco User/Non-Tobacco User	49	498.20	606.31
33709PA1020001	Rating Area 7	Tobacco User/Non-Tobacco User	50	521.57	638.92
33709PA1020001	Rating Area 7	Tobacco User/Non-Tobacco User	51	544.64	667.18
33709PA1020001	Rating Area 7	Tobacco User/Non-Tobacco User	52	570.04	698.30
33709PA1020001	Rating Area 7	Tobacco User/Non-Tobacco User	53	595.74	729.78
33709PA1020001	Rating Area 7	Tobacco User/Non-Tobacco User	54	623.48	763.76
33709PA1020001	Rating Area 7	Tobacco User/Non-Tobacco User	55	651.23	797.76
33709PA1020001	Rating Area 7	Tobacco User/Non-Tobacco User	56	681.31	834.60
33709PA1020001	Rating Area 7	Tobacco User/Non-Tobacco User	57	711.68	871.81

33709PA1020001	Rating Area 7	Tobacco User/Non-Tobacco User	58	744.09	911.51
33709PA1020001	Rating Area 7	Tobacco User/Non-Tobacco User	59	760.15	931.18
33709PA1020001	Rating Area 7	Tobacco User/Non-Tobacco User	60	792.57	970.90
33709PA1020001	Rating Area 7	Tobacco User/Non-Tobacco User	61	820.60	1005.24
33709PA1020001	Rating Area 7	Tobacco User/Non-Tobacco User	62	839.00	1027.78
33709PA1020001	Rating Area 7	Tobacco User/Non-Tobacco User	63	862.07	1056.04
33709PA1020001	Rating Area 7	Tobacco User/Non-Tobacco User	64 and over	876.09	1073.21
33709PA1020001	Rating Area 9	Tobacco User/Non-Tobacco User	0-14	219.10	219.10
33709PA1020001	Rating Area 9	Tobacco User/Non-Tobacco User	15	238.58	238.58
33709PA1020001	Rating Area 9	Tobacco User/Non-Tobacco User	16	246.03	246.03
33709PA1020001	Rating Area 9	Tobacco User/Non-Tobacco User	17	253.47	253.47
33709PA1020001	Rating Area 9	Tobacco User/Non-Tobacco User	18	261.49	261.49
33709PA1020001	Rating Area 9	Tobacco User/Non-Tobacco User	19	269.51	269.51
33709PA1020001	Rating Area 9	Tobacco User/Non-Tobacco User	20	277.82	277.82
33709PA1020001	Rating Area 9	Tobacco User/Non-Tobacco User	21	286.41	293.57
33709PA1020001	Rating Area 9	Tobacco User/Non-Tobacco User	22	286.41	293.57
33709PA1020001	Rating Area 9	Tobacco User/Non-Tobacco User	23	286.41	293.57
33709PA1020001	Rating Area 9	Tobacco User/Non-Tobacco User	24	286.41	293.57
33709PA1020001	Rating Area 9	Tobacco User/Non-Tobacco User	25	287.56	294.75
33709PA1020001	Rating Area 9	Tobacco User/Non-Tobacco User	26	293.28	300.61
33709PA1020001	Rating Area 9	Tobacco User/Non-Tobacco User	27	300.16	307.66
33709PA1020001	Rating Area 9	Tobacco User/Non-Tobacco User	28	311.33	319.11
33709PA1020001	Rating Area 9	Tobacco User/Non-Tobacco User	29	320.49	328.50
33709PA1020001	Rating Area 9	Tobacco User/Non-Tobacco User	30	325.08	333.21
33709PA1020001	Rating Area 9	Tobacco User/Non-Tobacco User	31	331.95	340.25
33709PA1020001	Rating Area 9	Tobacco User/Non-Tobacco User	32	338.82	347.29
33709PA1020001	Rating Area 9	Tobacco User/Non-Tobacco User	33	343.12	351.70
33709PA1020001	Rating Area 9	Tobacco User/Non-Tobacco User	34	347.70	356.39
33709PA1020001	Rating Area 9	Tobacco User/Non-Tobacco User	35	349.99	358.74
33709PA1020001	Rating Area 9	Tobacco User/Non-Tobacco User	36	352.28	361.09
33709PA1020001	Rating Area 9	Tobacco User/Non-Tobacco User	37	354.58	363.44
33709PA1020001	Rating Area 9	Tobacco User/Non-Tobacco User	38	356.87	365.79
33709PA1020001	Rating Area 9	Tobacco User/Non-Tobacco User	39	361.45	370.49
33709PA1020001	Rating Area 9	Tobacco User/Non-Tobacco User	40	366.03	402.63
33709PA1020001	Rating Area 9	Tobacco User/Non-Tobacco User	41	372.91	412.07
33709PA1020001	Rating Area 9	Tobacco User/Non-Tobacco User	42	379.49	421.99
33709PA1020001	Rating Area 9	Tobacco User/Non-Tobacco User	43	388.66	435.69
33709PA1020001	Rating Area 9	Tobacco User/Non-Tobacco User	44	400.11	452.92
33709PA1020001	Rating Area 9	Tobacco User/Non-Tobacco User	45	413.58	473.55
33709PA1020001	Rating Area 9	Tobacco User/Non-Tobacco User	46	429.62	498.36
33709PA1020001	Rating Area 9	Tobacco User/Non-Tobacco User	47	447.66	526.90
33709PA1020001	Rating Area 9	Tobacco User/Non-Tobacco User	48	468.28	560.06
33709PA1020001	Rating Area 9	Tobacco User/Non-Tobacco User	49	488.62	594.65
33709PA1020001	Rating Area 9	Tobacco User/Non-Tobacco User	50	511.53	626.62
33709PA1020001	Rating Area 9	Tobacco User/Non-Tobacco User	51	534.15	654.33
33709PA1020001	Rating Area 9	Tobacco User/Non-Tobacco User	52	559.07	684.86
33709PA1020001	Rating Area 9	Tobacco User/Non-Tobacco User	53	584.28	715.74
33709PA1020001	Rating Area 9	Tobacco User/Non-Tobacco User	54	611.49	749.08
33709PA1020001	Rating Area 9	Tobacco User/Non-Tobacco User	55	638.69	782.40
33709PA1020001	Rating Area 9	Tobacco User/Non-Tobacco User	56	668.19	818.53
33709PA1020001	Rating Area 9	Tobacco User/Non-Tobacco User	57	697.98	855.03
33709PA1020001	Rating Area 9	Tobacco User/Non-Tobacco User	58	729.77	893.97
33709PA1020001	Rating Area 9	Tobacco User/Non-Tobacco User	59	745.53	913.27
33709PA1020001	Rating Area 9	Tobacco User/Non-Tobacco User	60	777.32	952.22
33709PA1020001	Rating Area 9	Tobacco User/Non-Tobacco User	61	804.81	985.89
33709PA1020001	Rating Area 9	Tobacco User/Non-Tobacco User	62	822.86	1008.00
33709PA1020001	Rating Area 9	Tobacco User/Non-Tobacco User	63	845.48	1035.71
33709PA1020001	Rating Area 9	Tobacco User/Non-Tobacco User	64 and over	859.23	1052.56