

Geisinger Health Plan – Individual Plans

Rate request filing ID # GSHP-134083328 – This document is prepared by the insurance company submitting the rate filing as a consumer tool to help explain the rate filing. It is not intended to describe or include all factors or information considered in the review process. For more information, see the filing at <https://www.insurance.pa.gov/Consumers/HealthInsuranceFilings/Pages/ACA-Health-Rate-Filings.aspx>

Overview

Initial request average rate change:	11.24%
Revised requested average rate change: ¹	11.24%
Range of requested:	9.67% to 12.43%
Effective date:	January 1, 2025
Mapped members:	16,291
Available in:	Rating Areas 2, 3, 5, 6, 7, and 9

Key Information

Jan. 2023 – Dec. 2023 financial experience

Premiums	\$147,421,571
Claims	\$133,012,609
Administrative Expenses	\$12,269,061
Taxes & Fees	\$8,999,986
Insurer made (after taxes)	\$-6,860,085

How insurer plans to spend your premium

This is how the insurance company plans to spend the premium it collects in 2025

Claims:	87%
Administrative:	8%
Taxes & Fees:	3%
Profit:	2%

The insurer expects its annual medical costs to increase 7.5%.

Explanation of Requested Rate Change:

Geisinger Health Plan has proposed an overall base rate increase of 11.2% for Individual HMO/POS members renewing in the Marketplace effective January 1, 2025 through December 1, 2025. The actual range of proposed rate changes vary from 9.7% to 12.4%. The key drivers of this increase are changes in the normalized risk pool experience, trend, risk adjustment, and pricing AVs. The total projected 2025 administrative costs are slightly higher than those used for the current 2024 rates. As required by federal regulations and using the Federally prescribed MLR methodology, the projected loss ratio

¹ Note that insurers will have the opportunity to revise their rate change request in July, after they are scheduled to receive updated information about the impact of a federal program called risk adjustment. This document will be updated accordingly at that time.



Rate Change Summary – 2025

Pennsylvania Insurance Department | www.insurance.pa.gov

exceeds 80%. There were minimal benefit changes proposed for 2025 to maintain the desired metallic level.

Geisinger Health Plan
100 N. Academy Ave.
Danville, PA 17822-3220
GeisingerHealthPlan.com



May 9th, 2024

Lindsi Swartz, MBA, MCM, Director
Accident and Health Rate and Policy Form Review
Pennsylvania Insurance Department
Email linswartz@pa.gov
Phone: 717-265-3123

Dear Ms. Swartz:

The following is in response to the Department's guidance as of April 3, 2024:

1. Company Name & NAIC Number: Geisinger Health Plan – NAIC# 95923
2. Market: Individual
3. On and Off Exchange
4. Effective date of coverage: January 1, 2025
5. Average rate change: 11.2%
6. Range of rate change requested: 9.7% to 12.4%
7. Total additional annual revenue generated from the proposed rate change: \$17,473,016
8. Products: HMO, POS
9. Rating areas: 2, 3, 5, 6, 7, and 9 (no changes from 2024)
10. Metal Levels & Catastrophic Plans: Bronze, Silver, Gold, and Catastrophic plans
11. As of February 1, 2024: 16,291 covered lives and 12,105 policyholders
12. Number of plans offered in 2025: 20 gold plans, 11 silver plans, 11 bronze plans, and 4 catastrophic plans (for a total of 46 plans). There are no changes from 2024.
13. Contract form #: M-152-176-F Rev. 1/25, M-152-178-F Rev. 1/25, M-152-192-F Rev. 1/25, M-152-362-F Rev. 1/25; SERFF #: GSHP-134083328; Binder ID #: GSHP-PA25-125118004
14. HIOS issuer ID: 22444

For a detailed explanation of our rate development, please refer to the "actuarial memorandum and attestation" uploaded in SERFF under the "supporting documentation" tab.

Thank you for your consideration. Please contact me if you have any additional questions.

Sincerely,

A handwritten signature in black ink, appearing to read "Kurt Wrobel".

Kurt Wrobel
President GHP and EVP Insurance Operations
Geisinger Health Plan

cc. Sarah MacDerment, FSA, MAAA, Senior Director Actuarial Services
Devon Nole, FSA, MAAA, Manager Actuarial Services
Kevin Moss, Actuarial Analyst Senior
Darren Dusick, Actuarial Analyst Associate

Geisinger Health Plan may refer collectively to health care coverage sponsors Geisinger Health Plan, Geisinger Quality Options, Inc., and Geisinger Indemnity Insurance Company, unless otherwise noted. Geisinger Health Plan is part of Geisinger, an integrated health care delivery and coverage organization.

Discrimination is against the law

Geisinger Health Plan, Geisinger Quality Options, Inc., and Geisinger Indemnity Insurance Company (the "Health Plan") comply with applicable federal civil rights laws and do not discriminate on the basis of race, color, national origin, age, disability, sex, gender identity, or sexual orientation. The Health Plan does not exclude people or treat them differently because of race, color, national origin, age, disability, sex, gender identity, or sexual orientation.

The Health Plan:

- Provides free aids and services to people with disabilities to communicate effectively with us, such as:
 - Qualified sign language interpreters
 - Written information in other formats (large print, audio, accessible electronic formats, other formats)
- Provides free language services to people whose primary language is not English, such as:
 - Qualified interpreters
 - Information written in other languages

If you need these services, call the Health Plan at 800-447-4000 or TTY: 711.

If you believe that the Health Plan has failed to provide these services or discriminated in another way on the basis of race, color, national origin, age, disability, sex, gender identity, or sexual orientation, you can file a grievance with:

Civil Rights Grievance Coordinator
Geisinger Health Plan Appeals Department
100 North Academy Avenue
Danville, PA 17822-3220
Phone: 866-577-7733, TTY: 711
Fax: 570-271-7225
GHPCivilRights@thehealthplan.com

You can file a grievance in person or by mail, fax, or email. If you need help filing a grievance, the Civil Rights Grievance Coordinator is available to help you.

You can also file a civil rights complaint with the U.S. Department of Health and Human Services, Office for Civil Rights electronically through the Office for Civil Rights Complaint Portal, available at <https://ocrportal.hhs.gov/ocr/portal/lobby.jsf>, or by mail or phone at:

U.S. Department of Health and Human Services
200 Independence Avenue SW., Room 509F
HHH Building, Washington, DC 20201
Phone: 800-368-1019, 800-537-7697 (TDD)

Complaint forms are available at <http://www.hhs.gov/ocr/office/file/index.html>.

ATTENTION: If you speak a language other than English, language assistance services, free of charge, are available to you. Call 800-447-4000 or TTY: 711.

ATENCIÓN: si habla español, tiene a su disposición servicios gratuitos de asistencia lingüística. Llame al 800-447-4000 (TTY: 711).

注意: 如果您使用繁體中文, 您可以免費獲得語言援助服務。請致電 800-447-4000 (TTY: 711)。

CHÚ Ý: Nếu bạn nói Tiếng Việt, có các dịch vụ hỗ trợ ngôn ngữ miễn phí dành cho bạn. Gọi số 800-447-4000 (TTY: 711).

ВНИМАНИЕ: Если вы говорите на русском языке, то вам доступны бесплатные услуги перевода. Звоните 800-447-4000 (телетайп: 711).

ACHTUNG: Wenn Sie Deutsch sprechen, stehen Ihnen kostenlos sprachliche Hilfsdienstleistungen zur Verfügung. Rufnummer: 800-447-4000 (TTY: 711).

주의: 한국어를 사용하시는 경우, 언어 지원 서비스를 무료로 이용하실 수 있습니다. 800-447-4000 (TTY: 711) 번으로 전화해 주십시오.

ATTENZIONE: In caso la lingua parlata sia l'italiano, sono disponibili servizi di assistenza linguistica gratuiti. Chiamare il numero 800-447-4000 (TTY: 711).

ملحوظة: إذا كنت تتحدث اذكر اللغة، فإن خدمات المساعدة اللغوية تتوافر لك بالمجان. اتصل برقم 800-447-4000 (رقم هاتف الصم والبكم: 711).

ATTENTION: Si vous parlez français, des services d'aide linguistique vous sont proposés gratuitement. Appelez le 800-447-4000 (ATS: 711).

ACHTUNG: Wenn Sie Deutsch sprechen, stehen Ihnen kostenlos sprachliche Hilfsdienstleistungen zur Verfügung. Rufnummer: 800-447-4000 (TTY: 711).

સુચના: જો તમે ગુજરાતી બોલતા હો, તો નિ:શુલ્ક ભાષા સહાય સેવાઓ તમારા માટે ઉપલબ્ધ છે. ફોન કરો 800-447-4000 (TTY: 711).

UWAGA: Jeżeli mówisz po polsku, możesz skorzystać z bezpłatnej pomocy językowej. Zadzwoń pod numer 800-447-4000 (TTY: 711).

ATANSYON: Si w pale Kreyòl Ayisyen, gen sèvis èd pou lang ki disponib gratis pou ou. Rele 800-447-4000 (TTY: 711).

ប្រយ័ត្ន: បើសិនជាអ្នកនិយាយភាសាខ្មែរ, សេវាជំនួយភាសាដោយមិនគិតថ្លៃ គឺអាចមានសំរាប់អ្នក។ ចូរ ទូរស័ព្ទ 800-447-4000 (TTY: 711)។

ATENÇÃO: Se fala português, encontram-se disponíveis serviços linguísticos, grátis. Ligue para 800-447-4000 (TTY: 711).

Actuarial Memorandum – Individual GHP

1. Basic Information and Data

General Information

Company Identifying Information (as included in Table 0)

Company Legal Name: Geisinger Health Plan

State: Pennsylvania

HIOS Issuer ID: 22444

NAIC Number: 95923

Market: Individual

Effective Date: 1/1/2025

Company Contact Information

Primary Contact Name: Sarah MacDerment

Primary Contact Phone: 570-214-2348

Primary Contact email address: smmacderment@thehealthplan.com

Filing Information

HIOS Submission Tracking Number: NA

Contract Form Number: M-152-176-F Rev. 1/25, M-152-178-F Rev. 1/25, M-152-192-F Rev. 1/25, M-152-362-F Rev 1/25

SERFF Number: GSHP-134083328

Binder ID Number: GSHP-PA25-125118004

Rate History and Proposed Variations in Rate Changes

Rate History

The recent historical rate increases based on Table 11 are summarized in the table below.

<u>Year</u>	<u>SERFF ID</u>	<u>Average Increase</u>	<u>Minimum Increase</u>	<u>Maximum Increase</u>
2022	GSHP-132824247	0.7%	-14.9%	13.1%
2023	GSHP-133251205	13.9%	-3.3%	26.6%
2024	GSHP-133664922	7.3%	-0.1%	11.5%

For every year 2022-2024, the increases were not uniform but varied by plan.

Proposed Rate Increase

This filing applies to HMO and POS products, sold on and off exchange in rating areas 2, 3, 5, 6, 7 and 9. There will be 20 gold plans, 11 silver plans, 11 bronze plans, as well as 4 catastrophic plans, for a total of 46 plans offered in 2025. For every county in our service area, we will continue to have one silver plan offered Off-Exchange only. These plans do not include the adjustment of the defunding of CSR and therefore are lower priced than a similar plan offered On-Exchange. As of February 2024, 16,291 covered lives and 12,105 policyholders will be impacted by this filing. The proposed overall rate increase is 11.2% but is not uniform by plan. The increases range from 9.7% to 12.4%. Table 11 shows the increases at the plan level. These increases vary by plan due to benefit changes necessary to maintain the desired metal level as well as changes in pricing and induced demand factors.

Average Rate Change

The average rate change from Table 11, cell AN13 is 11.2% and is entered as the “percent rate change requested” in the SERFF Rate Review Detail Screen. It is the change in 21-year-old non-tobacco premium PMPM (as instructed by the Department).

Membership Count

Table 1 shows the average age and the member months in the experience period of calendar year 2023, as well as the average age and the current members as of February 1, 2024 by age range. The projected member months for the rating period are also included.

Benefit Changes

Several plans’ cost sharing elements were adjusted to maintain the current metal tier. The ‘Benefit Changes’ tab in the file “PA_Act_Memo_Additional_Exhibits_GHP_Indiv_050324.xlsx” summarizes the significant changes made by HIOS ID.

Reason for Rate Increase

The primary components of this rate increase are:

- Normalized Risk Pool Experience: 14%, row 77 on Table 8
- Trend: 3%, row 78 on Table 8
- Risk Adjustment: -5%, row 81 on Table 8
- Pricing AV: -3%, row 87 on Table 8

These components are discussed later in this document and are displayed in Table 8 of the exhibits.

Experience Period Claims and Premium

Paid Through Date

The Experience Period data provided in the URRT Worksheet 1, Section I and in Table 2 is incurred in calendar year 2023 and paid through February 2024. The data in Table 2 of the exhibits is consistent with the data provided in the URRT in Worksheet 1, Section 1, except the Allowed Claims and Incurred Claims, explained below. This includes only experience for ACA compliant plans and does not include experience for transitional business.

Premiums (net of MLR Rebate) in Experience Period

Premiums include earned premiums for calendar year 2023 for the Single Risk Pool. Premiums are not reduced by taxes and/or assessments. MLR rebates are not expected to be paid for this block of business. Initial estimates of rebates have been completed utilizing the methodology required for the CY 2023 rebate filing. Estimates suggest that the individual market MLR will be above the minimum MLR target of 80%.

Allowed and Incurred Claims Incurred During the Experience Period

The Experience Period Claims are based on individual ACA compliant business incurred and paid claims with IBNR added for the tail of claims incurred but not reported. Allowed claims are calculated by combining paid claims and estimated member cost share. The Incurred and Allowed Claims in Section I of Worksheet 1 of the URRT are the Incurred or Allowed from Table 2, but also include the Rx Rebates and Capitation. Estimated Reinsurance Recoveries are included in the Incurred Claims in Section 1 of Worksheet 1 of the URRT. The same IBNR factors were used for both paid and allowed claims. The IBNR factors were based on legal-entity and market segment level claim lag tables. This method is appropriate to assure proper credibility and because timing of claims payment to providers does not vary by market or product.

There were no non-EHB benefits in the experience period.

Geisinger outsources one benefit and therefore has capitation expenses. The capitated expenses cover nurse line. The capitation amount for the experience period is displayed on Table 2 and is included in both the Incurred Claims and Allowed Claims on Worksheet 1 of the URRT. The capitation charges are uniform and do not vary by age. Row 80 of Table 9 shows the capitation PMPM's for 2024 and 2025.

Pharmacy rebates are listed on Table 2. These rebate dollars would be removed from the Ultimate Incurred Claim liability to the insurer and are removed from the Incurred Claims and the Allowed Claims on Worksheet 1 of the URRT.

The reinsurance recoveries on Table 2 for the experience period is estimated by using the data in the reinsurance tables with 53% coinsurance.

The estimated risk adjustment for the experience period is based on an analysis by a 3rd party consultant. This amount will be updated with the final transfer payment from CMS when published in July 2024.

The calendar year 2023 loss ratio, as displayed on Table 2 is 90.2%. The Federal MLR calculation that determines if a rebate is necessary is more complex than the MLR displayed on Table 2. For example, the Federal MLR calculation requires issuers to combine 3 years of experience when determining if a rebate is necessary.

Benefit Categories

Benefit categories are determined by the classification of claims in the Milliman Health Cost Guidelines.

Credibility of Data

The Credibility Manual Rate is a combination of our individual GHP and GQO experience, giving us a more credible manual rate than if we determined them separately by product. Combining the GHP and GQO experience also aids in consistency between the products. Historically, we have seen enrollment move between our GHP and GQO products. It is very important that our premium rates are consistent between products.

To avoid double counting the Experience Period and avoid complicated adjustments to reflect the expected distribution of enrollment in each segment, the credibility of the Experience Period is set to 0.0%. This approach is consistent with the Actuarial Standard of Practice #25. The credibility manual data is shown in Table 2b. Since the credibility manual data is given a weight of 100%, the "blended" data would be the same as the data in Table 2b. The experience period data in Table 2 or 4 does not include data for any transitional business.

Adjustments Made to the Data

The Projected Allowed Experience Claims are adjusted for changes as described in the section below. The Single Risk Pool Adjustment Factors on Table 5 match those on Worksheet 1 of the URRT.

Changes in Benefits

We have no planned changes to the scope of benefits covered.

Changes in Demographics

We are applying a -1.4% adjustment factor to account for the favorable demographic shift between CY2023 and our projected 2025 enrollment. This adjustment factor is developed on the 'Manual_Age_Factor' tab of file "PA_Act_Memo_Additional_Exhibits_GHP_Indiv_050324.xlsx". The Change in Demographics factor on Table 5 is 0.986 and is 1.90/1.927.

Change in Other

The only item captured in the "Change in Other" adjustment is our private reinsurance coverage. The Reinsurance adjustment is developed on the 'Reinsurance' tab in the file "PA_Act_Memo_Additional_Exhibits_GHP_Indiv_050324.xlsx".

CSR Defunding Adjustment

We estimate that a CSR Defunding Factor of 1.236 will be required to account for the lack of federal CSR funding, as supported by the exhibit titled "ACA CSR – IA Survey 2024-02-29" provided to the PID on March 1st, 2024. This factor is displayed in column P on Table 10.

Trend Identification

Experience data was trended using an annual trend of 7.4%. Table 3b shows the breakdown between service category and cost vs. utilization. Table 3b uses the PMPM by service category as weight to develop the total composite trend.

Our trends are analyzed at a higher level than these individual segments and are the same for the experience data and the credibility manual data. We have combined our individual GHP and GQO experience to develop the trend to apply to both Individual ACA pools. Looking at the COVID adjusted prior 3 years annual allowed trend, we weighted each year equally as shown on the 'Trend' tab of the file "PA_Act_Memo_Additional_Exhibits_GHP_Indiv_050324.xlsx". Weighting trend equally across the last three years helps to remove trend volatility that may occur year to year when reviewing smaller books of business such as the ACA block. Additionally, we have seen more fluctuation in our trends over the past three years than we would traditionally expect. We believe this is largely due to impacts from the COVID pandemic. Although we do our best to adjust the historical experience for COVID, there is still a lot of uncertainty about the impacts of COVID on trends. Therefore, we believe it is best to use a longer-term average until the COVID experience period begins to roll-off of our historical experience.

The Allowed PMPMs shown on the "Trend" exhibit are normalized for cost-sharing since they are on an allowed basis and not on a paid basis. In an attempt to normalize the historical experience for morbidity, we analyzed the average PLRS for each year's membership and experience data. Each year the coefficients used in the risk adjustment model are updated by CMS. This means that we cannot directly compare the average PLRS from each year to any other year. Therefore, we do not adjust our historical trend data to normalize for morbidity, as in prior year's filings. The data used to develop trend has been adjusted to remove the effects of COVID on 2020 and 2021 claims experience. The COVID adjustment is explained further below.

The breakdown between cost and utilization is based on the average of the prior 3 years of component trends. The development of the component trends for each service category is shown on the 'Trend Components' sheet of the file "PA_Act_Memo_Additional_Exhibits_GHP_Indiv_050324.xlsx". The composite trends are weighted by the distribution of Allowed Amount by Service Category as displayed

on 'Trend Components' tab of the same file. Historical data accurately measures utilization trend. Historical data for cost trend would be the combination of unit cost, provider mix, services mix, advances in technology, induced demand and many additional components of trend that are not possible to breakdown.

The Composite URR Trend in Table 5, Cell C12 is 1.155 and is used to project the experience period data to the rating period. The aggregate URR Trend reported in Worksheet I, Section 2 is $1030.91 / 892.71 = 1.155$ and matches the Composite Trend in Table 3 of the Department's rate exhibits.

Adjustment for COVID

We have adjusted the experience for 2020 and 2021 for COVID in the exact same way that we have in the last several filings. Nothing new was done this year, the existing factors were consistently applied as in previous years to the data from 2020 and 2021. Further details are available in the filings from last year and the year before.

Historical Experience

Table 4 includes the most recent 48 months of data with run out through February 2024. Allowed claims are calculated by combining paid claims and estimated member cost share. Table 4b displays the combined GHP and GQO Individual ACA data and does not include any adjustments for COVID.

2. Rate Development & Change

Development of Projected Index Rate, Market-Adjusted Index Rate & Total Allowed Claims Single Risk Pool

The Single Risk Pool has been established in accordance with the requirements in 45 CFR 156.80(d) as was discussed previously in the Experience Period Premium and Claims section.

Index Rate

The Experience Period Index Rate is based on the manual Allowed Claims PMPM and is the starting value on Table 5. The Credibility Manual Rate is a combination of our individual GHP and GQO experience, giving us a more credible manual rate. No benefits were covered in addition to Essential Health benefits in the policies being offered.

The Projected Index Rate for this Single Risk Pool is the Adjusted Projected Allowed EHB Claims PMPM and is the manual rate. The projected claims reflect the trend and benefits described earlier in this memorandum. As discussed above, the Manual Data is weighted 100% since it includes the Actual Experience Data as well as the experience data for our ACA compliant GQO business. If we gave any weight to the Actual Experience Data, it would be double counted since it is also in the Manual Data.

Market Adjusted Index Rate

The Market Adjusted Index Rate and Market Adjusted Total Allowed Claims are calculated in Table 5. The Projected Index Rate is converted to a paid basis by multiplying by the Projected Paid to Allowed ratio.

Paid to Allowed Ratio

The Projected Paid to Allowed Average Ratio is 0.861 and is displayed on Table 5. This value is calculated on Table 10 in cell K16. There are variations between the AV Pricing Values and the AV Calculator values because of different cost structures and management approaches than what is reflected in the national average data used in the AV Calculator. These are demonstrated on the 'Pricing AV vs Metallic AV' tab of the file "PA_Act_Memo_Additional_Exhibits_GHP_Indiv_050324.xlsx".

Projected Risk Adjustments PMPM

Our Individual Exchange population is assumed to be a less healthy risk profile than the state average in 2023 resulting in payment transfers from the Risk Adjustment program. Premium levels for 2025 need to incorporate the expected payment from the Risk Adjustment program. We combine our individual GHP and GQO experience together for this estimate, using the same estimate for both entities.

Table 16 develops the expected Risk Adjustment Transfer Payment utilized on Table 5. It begins with an estimated statewide average premium for the market. We used the assumed statewide average premium for 2023, estimated by a 3rd party consultant and applied our assumed allowed trend from Table 3b for 2 years. For each factor, we used the 3rd party consultant's estimated factors for the statewide and our specific values.

We also used the 3rd party consultant's estimate for the average charge for the High-Cost Risk Pool (HCRP). The Estimated Recoveries from the High Cost Risk Pool are developed using the data from the Reinsurance tables. The net amount is shown on Table 16.-The expected payment transfer for 2025 is shown on Table 16 and Table 5 as \$74.20.

All estimates used from the 3rd party consultant are confidential and proprietary and we are unable to provide detailed derivations of those values. Our agreement with this 3rd party consultant only allows us to share this information with regulators. As approved through email with PID on April 5 2024, we will redact Table 16 from the Public PDF.

The Exchange user fee is 3.0% times the projected premium, times the portion of the enrollment expected to be sold On-Exchange. Due to a circular reference, the formula in cell C32 in Table 5 has a hard-coded value for the projected premium. The formula is $.030 * 878.45 * .9 = \$23.72$. As of February 2024, individual GHP and GQO combined had 19,646 members. 17,598 of these members were sold On-Exchange, so approximately 90% of members were sold On-Exchange.

The impact of the reinsurance program in Pennsylvania is calculated on tabs II.a. and II.b. Tab II.a. has the experience period data for 2023 while tab II.b. has the projected continuance table for 2025. Following the 2025 rate filing guidance issued by the PID, we are submitting our initial filing using a \$60,000 attachment point, 50% coinsurance and a reinsurance cap of \$100,000 as a placeholder until final parameters are developed. The maximum recovery, per claimant would be \$20,000. Geisinger does not have credible experience at these high claim levels to develop trend projections. We utilized a Leveraged Trend Report published by a 3rd party for these trend projections. This report was used for all claims over \$50,000, with higher trends applied for claims over \$250k vs \$500k vs \$1mil. Two years of trend was applied to project the combined GHP and GQO experience from 2023 to 2025. The projected impact of the reinsurance recoveries is on Table 5, cell C33.

The allowable market-wide modifiers (Risk Adjustment of \$74.20, Exchange User Fees of \$23.72 and Reinsurance Recoveries of \$48.98) are combined with Projected Incurred EHB Claims PMPM on a paid basis. The Exchange User Fees PMPM is added while the Risk Adjustment and Reinsurance Recovery PMPM are subtracted. This PMPM is then converted back to an allowed basis, again using the projected paid to allowed ratio. Any non-EHB claims would then be added to this value if we had some, but we don't. The Catastrophic Eligibility Adjustment from Table 10 is then applied before calculating the Market-Adjusted Projected Total Allowed Claims PMPM, \$913.14 as shown on Table 5 in cell C42.

Retention Items

Administration Expense

Administration expenses are based on activity-based allocation by product for calendar year 2025. This methodology applies for all variable costs and all fixed costs. We are combining the individual GHP and GQO estimates to create one overall PMPM estimate. This helps maintain appropriate relativities between the GHP and GQO plans. The historical administrative expenses are displayed on the 'Administrative_Expense' tab of the file "PA_Act_Memo_Additional_Exhibits_GHP_Indiv_050324.xlsx". Table 6 provides a breakdown of the administrative expenses, as well as the taxes and fees. The administrative expenses are developed as a PMPM expense but applied as a consistent percentage of premium and do not vary by plan. The proposed percentage of premium for 2025 is 8.45% and is shown in both Tables 6 and 10.

Agent/Broker Fees and Commissions

Commissions for Individual ACA business are paid based on the schedules in the file "Broker Commissions 2024.pdf". Broker commissions do not vary by geographic location, metal level, plan or enrollment type (open enrollment vs SEP enrollment). The development of the broker commission is displayed on the 'Commission' tab of the file "PA_Act_Memo_Additional_Exhibits_GHP_Indiv_050324.xlsx".

Quality Improvement Initiatives

The Quality Initiatives amount is based on the latest estimate for this product. They are reported on line 6.6 of the Supplement Health Care Exhibit of the Annual Statement. The estimated % of premium is 1.29% and is calculated on the 'Quality Improvement' tab of the file "PA_Act_Memo_Additional_Exhibits_GHP_Indiv_050324.xlsx".

Profit & Risk Margin

The risk margin is set at 2% of premium. This risk margin is applied consistently across all plans.

Taxes, Fees, and Subsidies

The Risk Adjustment User Fee for plan year 2025 was finalized as \$0.18 PMPM.

The Patient-Centered Outcomes Research Institute Fee (PCORI fee) is estimated as \$0.30 PMPM for plan years that will end 12/31/2025.

Geisinger Health Plan does not pay PA Premium tax.

Federal Income tax is paid for POS products by GHP. Only a small portion of GHP plans are POS products and have this tax applied to them. The estimated amount is 0.001% and is calculated on the "Taxes" tab of the file "PA_Act_Memo_Additional_Exhibits_GHP_Indiv_050324.xlsx". Note that the 0.001% is caused by the very small percentage of members – 38 out of 16,291 – that are projected to be enrolled through a POS product.

The federal government will no longer collect the Health Insurance Provider Fee.

Projected Loss Ratio

The anticipated loss ratio is 90.6% in aggregate as shown below using the federally prescribed MLR methodology:

MLR Numerator = Projected Claims - Reinsurance Recoveries + Quality Initiatives - Risk Adjustment =
885.88 – 48.98 + 11.34 – 74.20 = 774.04

MLR Denominator = Projected Premiums – Taxes and Fees = 878.45 – 0.48 – 23.72 = 854.25
Federal MLR = 774.04 / 854.25 = 90.6%

Normalized Market-Adjusted Projected Allowed Total Claims

The Market-Adjusted Projected Allowed Total Claims is normalized using the projected average factors for age, geography, tobacco, benefit richness (induced demand) and network. These average factors for 2024 and 2025 are displayed on Table 7.

Projected Membership

For the overall Individual ACA market, membership is expected to remain approximately at the current level. February 2024 membership is expected to best represent calendar year 2025 in total for the Individual ACA market. Projected membership is used to calculate the normalization factors discussed below.

Normalization Factors

Age Factor

The federal age curve, as shown in Table 12, is used to determine a normalization factor to account for the age mix of business used in generating the Index Rate. The average age factor includes a factor of 0 for non-billable members. The average factors for 2024 and 2025 are shown on Table 7 and are developed on the 'Age_Calibration' tab of the file "PA_Act_Memo_Additional_Exhibits_GHP_Indiv_050324.xlsx".

Geographic Factor

The geographic rating area factors used to determine premium rates are shown on Table 13. These factors are consistent with the current approved factors. The geographic normalization factor in Table 7 is determined using these factors weighted using projected membership by area and is shown on the 'Area_Calibration' tab of the file "PA_Act_Memo_Additional_Exhibits_GHP_Indiv_050324.xlsx".

Tobacco Factor

A standard 10% load is applied for applicants who indicate tobacco usage by affirmatively answering the question— "Have you used tobacco at least four times a week for the past six months?" We utilized the February 2024 ACA compliant population to determine the percentage of members that admit to the use of tobacco. The average tobacco factor is shown on Table 7 and developed on the 'Tobacco_Calibration' tab of the file "PA_Act_Memo_Additional_Exhibits_GHP_Indiv_050324.xlsx". Table 12 shows the age bands, age factors and tobacco factors where it demonstrates that the tobacco factors are uniform across all age bands (for 21+).

Benefit Richness (Induced Demand)

Induced Demand factors are applied to each plan to reflect the expected utilization, not the expected health status. The PID has instructed carriers to use the formula $(\text{Plan AV})^2 - (\text{Plan AV}) + 1.24$. The Plan AV is the Pricing AV times the CSR Defunding Adjustment. To ensure revenue neutrality, a normalization factor is applied, as instructed. This is developed on the 'Induced_Util_Exhibit' tab of the file "PA_Act_Memo_Additional_Exhibits_GHP_Indiv_050324.xlsx". The average benefit richness factor is shown on Table 7. The Benefit Richness factors in column L of Table 10 are calculated using the prescribed formula and divided by the normalization factor.

Network Factors

Geisinger has two networks, as reflected in Table 14. 28.1% of the projected membership is in the Geisinger Marketplace Premier HMO network with an adjustment factor of 0.94. The other 71.9% of the membership is in the Geisinger Marketplace All-Access HMO network with a factor of 1.00. Weighting

these factors as $0.94 * 28.1\% + 1.0 * 71.9\%$ gives the normalization factor of 0.983 shown in cell K53 of table 7. The network factors shown on table 14 are the current network factors normalized.

Connectivity Factors

The products in this filing do not have any connectivity features that impact rates.

Components of Rate Change

Table 8 shows the components of the Rate Change developed in this filing. The key drivers of this increase are changes in the Normalized Risk Pool Experience, Trend, Risk Adjustment, and Pricing AV. Table 9 supports the calculations in Table 8. Row A approximately equals Row H.

The amounts shown in the 2024 column for B, C, D, and E match those entered in the 2024 column in the plan year 2024 rate filing. The amounts shown in the 2024 column for A, F and H do not match those entered in the 2024 rate filing due to the shift in enrollment between what was projected in the 2024 rate filing and the actual Feb 2024 enrollment.

3. Plan Rate Development

The projected market-adjusted index rate is used to develop the calibrated plan adjusted index rates in column AA of Table 10. Each plan's rate is developed as the product of the market-adjusted index rate, the allowable factors and calibration for age, geography and tobacco.

The cost model used to calculate the pricing AVs used in column K of table 10 is based on 2023 individual GHP and GQO experience. The 'Pricing AV' tab of the "PA_Act_Memo_Additional_Exhibits_GHP_Indiv_050324.xlsx" file shows some sample pricing AV calculations using this cost model. The sample plans included are the HIOS plan IDs with the largest membership for each metallic level.

Column P of Table 10 has the CSR Defunding Adjustment of 1.236 applied to the on-Exchange silver plans, as explained above.

Each renewing plan is identified as existing or modified. We have no new or discontinued plans for 2025. Column G lists the metallic tier. Column H is the value we calculated using the HHS Actuarial Value Calculator. Screen shots of this calculation are provided in the file "AV_Screenshots_GHP_Indiv_0430224.pdf." The Actuarial Certification, at the end of this document, includes attestation that the Federal AV calculator was used to determine the metallic values. Please also refer to the document "AV_UniquePlanDesignJust_GHP_Indiv.pdf" for further details. Columns L and N were normalized using projected (CY2025) membership.

For the GHP Individual market there are 3 expanded bronze plans. An expanded bronze plan is defined as a bronze plan that *"either covers and pays for at least one major service, other than preventive services, before the deductible or meets the requirements to be a high deductible health plan within the meaning of 26 U.S.C. 223(c)(2)"* as stated at 45 CFR 156.140(c).

1. The plan named "Geisinger Marketplace All-Access HMO 40/80/8400" covers several major services before the deductible, including primary care and specialty care visits with a copay.
2. The plan named "Geisinger Marketplace Premier HMO 40/80/8400" covers several major services before the deductible, including primary care and specialty care visits with a copay.
3. The plan named "Geisinger Marketplace All-Access HMO Pharmacy First 8500" covers generic and brand name prescription drugs before the deductible.

4. Plan Premium Development for 21-Year-Old Non-Tobacco User

The projected calibrated plan-adjusted index rate is used to develop the 21-year-old non-tobacco premium in the individual market. These rates are displayed on Table 10, column AA. Table 11 uses the 21-year-old non-tobacco premiums from Table 10, adjusted by the proposed geographic factors (from Table 13), to develop the 21-year-old non-tobacco premiums by rating area.

5. Plan Factors

The Consumer Adjusted Premium Rates are developed by applying the following allowable rating factors to the calibrated Plan Adjusted Index Rates:

1. Age – reflecting the HHS defined age curve
2. Geographic – as discussed above
3. Tobacco status – as discussed above.

The final Premium rates for all filed benefit plans are displayed in the QHP Rating Template.

Network Factors

Geisinger has two networks in this market. As explained above, the network factors shown on table 14 are the current network factors normalized at the entity level.

Service Area Composition

Franklin county is being added to GHP's service area for 2025. All the counties of operation from 2024 will also still be included in 2025. To preserve flexibility and align with unique regional and network characteristics, counties are grouped with similarly situated geographies. All counties and service areas are defined in the QHP Service Area template. These service areas are defined on the 'Service Areas' tab of the file "PA_Act_Memo_Additional_Exhibits_GHP_Indiv_050324.xlsx".

Composite Rating

Composite rating is not used.

Plan Type

All plan offerings meet the plan type definitions available in the URRT Worksheet 2, Section I.

Terminated Plans and Products

No products are being terminated in this market.

Changes to URRT

We acknowledge that each time the URRT is changed it will be updated on the URRT tab in SERFF.

Reliance

We relied on Milliman for their classification of benefit categories in the claim data. We have relied on a 3rd party's risk adjustment estimates for 2023, factors for 2025, and the adjustment for the cost of the High Cost Risk Pool. We used a different 3rd party's Leveraged Trend Report to trend the high dollar claim estimates on tab II b. We have also relied on a 3rd party vendor's data mart. We also relied on pharmacy rebate estimates for 2025 from a different 3rd party vendor. Checks for reasonableness were applied. When practical, steps were taken to improve the data when necessary.

Additional Exhibits

The following required exhibits have been uploaded in SERFF under the tabs noted next to the exhibit:

- Department Plan Design Summary – submitted under the "Rate/Rule Schedule" tab;
- Service Area Map – submitted under the "Supporting Documentation" tab.

.....
Actuarial Certification

I certify that:

1. I am a member of the American Academy of Actuaries, meet the Qualification Standards for Actuaries Issuing Statements of Actuarial Opinion in the United States promulgated by the American Academy of Actuaries, and have the education and experience necessary to perform this work.
2. The projected Index Rate is:
 - a. In compliance with all applicable state and Federal regulations including 45 CFR 156.80(d)(1)
 - b. Developed in compliance with the applicable Actuarial Standards of Practice,
 - c. Is reasonable in relation to the benefits provided and the population anticipated to be covered,
 - d. Is neither excessive nor deficient based on available information.
3. The Index Rate is used to develop the plan level rates using only the allowable modifiers in accordance with 45 CFR 156.80(d)(1) and 45 CFR 156.80(d)(2).
4. The geographic rating factors reflect only differences in the costs of delivery and do not include differences for population morbidity by geographic area.
5. The Federal AV Calculator was utilized, with an acceptable alternative methodology when appropriate, to determine the AV Metal Values shown on Table 10 and in Worksheet 2, Section I of the URRT, following ASOP 50. Please refer to the "AV_UniquePlanDesignJust_GHP_Indiv.pdf" document for further details.
6. All factor, benefit and other changes from the prior (2024) approved filing have been disclosed in the actuarial memorandum.
7. New plans have not been considered modifications of existing plans under the uniform modification standards in 45 CFR 147.106.
8. The information presented in the PA Actuarial Memorandum and PA Actuarial Memorandum Rate Exhibits is consistent with the information presented in the 2025 Rate Filing Justification.

I confirm that the rates submitted comply with the ACA rating requirements and with the Single Risk Pool per market requirement. The URRT does not demonstrate the process used to develop the rates. Rather it represents information required by Federal regulation to be provided in support of the review of rate increases, for certification of Qualified Health Plans for Federally-facilitated Marketplaces, and for certification that the Index Rate is developed in accordance with Federal regulation and used consistently and only adjusted by the allowable modifiers.

This actuarial certification applies to the rates calculated for the 2025 plan year.



Sarah MacDerment
FSA, MAAA
Attesting Actuary

5/9/24

Date

**Geisinger Health Plan
Individual Filing for 2025
Standard Questions
SERFF Tracking Number: GSHP-134083328**

1. Membership:

a. If the projected membership for plan year 2025 significantly differs from the current 2/1/2024 membership, please explain why.

Our projected membership for 2025 matches the current 2/1/2024 membership.

2. Experience Period Claims:

a. Please confirm that all claims which are capitated have been removed from the experience period claims.

Yes, all capitated claims have been removed from the experience period claims.

b. Please confirm that all non-EHB claims have been removed from the experience period claims.

Yes, this is confirmed.

c. How are drug rebates projected to change from the base period to the rating period? How has this change been reflected in the rate development?

Our rebate vendor has confirmed that we expect no significant differences between the actual 2023 rebates and the projected rebates for 2025. Therefore, no adjustments related to drug rebates have been made to the rate development.

3. COVID:

a. Please confirm that Tables 2-4 of the PAAM Exhibits do not have any COVID adjustment. Additionally, please confirm that any COVID adjustment factor in the filing is reflected in Table 5 of the PAAM Exhibits.

Confirmed. Tables 2-4 of the PAAM Exhibits do not have any COVID adjustment. We do not believe a COVID adjustment is needed for the 2023 experience period claims. Therefore, no adjustment was reflected on Table 5.

b. If there is a COVID adjustment factor other than 1.0, please provide a quantitative exhibit supporting the factor.

The COVID adjustment factor utilized is 1.0.

c. Please provide commentary on how the Company believes services such as COVID vaccinations and COVID testing will be handled in PY25. Within your response, please clarify if these services will be considered preventative and covered at 100%.

COVID vaccines will fall under the vaccine benefit, which is considered preventative and covered at 100% for participating providers. COVID testing will fall under the applicable setting in which the test took place, and the corresponding cost sharing will apply.

4. Trend:

a. [SG. Only] If the Total Annual Trend in Table 3 (weighted by credibility) and the Annual Trend used to calculate quarterly rates in Table 5A differ, please provide an explanation and exhibit in support of the variation.

Not applicable.

b. [SG. Only] In Table 5A, if cells K32:M32 are left to equal J32, please explain why that is a reasonable assumption.

Not applicable.

5. Table 6 – Retention:

a. Please confirm that the federal income tax is calculated using a Federal Income Tax Rate of 21%. If other adjustments were made in Table 6, cell C57, please provide a demonstration of how this number was calculated and an explanation of the other adjustments included in the calculation.

Yes, the federal income tax is calculated using a Federal Income Tax Rate of 21%. This calculation is explained further in the 'Taxes, Fees, and Subsidies' section of the memorandum. We have copied the language from the memorandum below for reference:

Federal Income tax is paid for POS products by GHP. Only a small portion of GHP plans are POS products and have this tax applied to them. The estimated amount is 0.001% and is calculated on the "Taxes" tab of the file "PA_Act_Memo_Additional_Exhibits_GHP_Indiv_050324.xlsx".

Note that the 0.001% is caused by the very small percentage of members – 38 out of 16,291 – that are projected to be enrolled through a POS product.

b. Please confirm that the Risk Adjustment User Fee PMPM is consistent with HHS Final Notice of Benefit and Payment Parameters for plan year 2025.

Yes, the Risk Adjustment User Fee PMPM of \$0.18 is consistent with HHS Final Notice of Benefit and Payment Parameters for plan year 2025.

c. Please provide an exhibit showing the commission PMPM amount to be paid to brokers in the following situations: Open-Enrollment Enrollee – Renewing, Open Enrollment Enrollee – New, Special Enrollment Period Enrollee – New, Special Enrollment Enrollee – Renewing. If the commission PMPM is not consistent between the four options above, please provide a detailed explanation as to the reason for the difference.

Please refer to the 'Commission' sheet of the "PA_Act_Memo_Additional_Exhibits_GHP_Indiv_050324.xlsx" file for the different PMPM commissions that we provide to brokers for new and renewing individuals. We provide a higher PMPM commission for new enrollees due to the added administrative work to the broker for transitioning the member to a new carrier. Broker commissions do not vary by enrollment type (open enrollment vs SEP enrollment).

6. Pricing AVs:

a. Please confirm that the Pricing AVs were calculated using a single risk pool (i.e., claims/utilization experience is not separated by metal level).

Yes, our Pricing AV's were calculated using a single risk pool (claims experience is not separated by metal level).

b. Please identify and support any differences between the company's metallic AV calculator results and the corresponding Pricing AVs.

Please refer to the 'Pricing AV vs Metallic AV' tab of the "PA_Act_Memo_Additional_Exhibits_GHP_Indiv_050324.xlsx" file. All of our Pricing AV's are between 8.1% and 13.5% higher than the Metallic AV's of the same plan. This difference in magnitude between the Pricing and Metallic AV's is due to the higher paid to allowed ratios that our plans exhibit. The specific differences between Pricing and Metallic AV's by plan are likely due to different cost structures and management approaches than what is reflected in the national average data used in the AV Calculator. We are a small regional carrier therefore it is reasonable that our experience varies from the national data used in the AV calculator.

7. Expanded Bronze Plans:

a. Please provide an exhibit which demonstrates that the criteria for expanded bronze plans have been met.

The criteria for expanded bronze plans is discussed in the '3. Plan Rate Development' section of our memorandum. We have copied the language from the memorandum below for reference:

For the GHP Individual market there are 3 expanded bronze plans. An expanded bronze plan is defined as a bronze plan that “either covers and pays for at least one major service, other than preventive services, before the deductible or meets the requirements to be a high deductible health plan within the meaning of 26 U.S.C. 223(c)(2)” as stated at 45 CFR 156.140(c).

1. The plan named “Geisinger Marketplace All-Access HMO 40/80/8400” covers several major services before the deductible, including primary care and specialty care visits with a copay.
2. The plan named “Geisinger Marketplace Premier HMO 40/80/8400” covers several major services before the deductible, including primary care and specialty care visits with a copay.
3. The plan named “Geisinger Marketplace All-Access HMO Pharmacy First 8500” covers generic and brand name prescription drugs before the deductible.

8. PAAM Exhibits – Consumer Factors:

a. Please provide quantitative and qualitative support for the proposed geographic rating area factors, if different from the previous year.

Our geographic rating area factors are the same factors from the previous year.

b. Please provide quantitative and qualitative support for the proposed network factors, if different from the previous year.

Our network factors are discussed in the ‘Network Factors’ section of our memorandum. We have copied the language from the memorandum below for reference:

Geisinger has two networks, as reflected in Table 14. 28.1% of the projected membership is in the Geisinger Marketplace Premier HMO network with an adjustment factor of 0.94. The other 71.9% of the membership is in the Geisinger Marketplace All-Access HMO network with a factor of 1.00. Weighting these factors as $0.94 * 28.1\% + 1.0 * 71.9\%$ gives the normalization factor of 0.983 shown in cell K53 of table 7. The network factors shown on table 14 are the current network factors normalized.

9. MLR Exhibit:

a. Please complete table below which summarizes the most recent three years of complete MLR information.

- i. Actual is the final information which was filed for the specified calendar year
- ii. Projected is the information which was projected in the final annual filing for the given year (i.e., 2021 projected information is from the plan year 2021 annual filing submitted in 2020)

Our ‘Actual’ values are based on the corresponding year’s official Annual Reporting Form submitted by Geisinger’s finance team. See the completed table below:

Calendar Year	MLR		Member Months	
	Actual	Pricing	Actual	Pricing
2020	102.3%	93.6%	220,992	448,656
2021	101.0%	92.1%	207,815	239,448
2022	89.6%	90.0%	202,899	422,184

b. Are the MLRs and Member Months between Actual and Pricing comparable? If not, explain.

The difference between the actual MLR and the pricing MLR is attributable primarily to the notable difference between actual and projected membership. In 2020, 2021 and 2022 our competitive position in the market led to enrollment changes which were not expected when the rate filing was drafted. This dramatic shift in membership led to significantly different results than projected.

c. Does the insurer expect to pay MLR rebates for the 3-year period above?

No, we do not expect to pay any MLR rebates for the 3-year period above.

10. Plan of Withdrawal:

a. Please confirm that a Plan of Withdrawal has been submitted if any plans are being discontinued.

A Plan of Withdrawal is not necessary this year because we are not discontinuing any products.

b. For further information regarding the Plan of Withdrawal process, click here. Please send all Plan of Withdrawals to Jeff Rohaly, wrohaly@pa.gov.

Not applicable this year.

11. Transitional Plans:

a. Starting in October 2024, the PID will discontinue the non-enforcement policy for individual transitional plans (the non-enforcement policy for small group transitional plans will continue until further notice, or until the federal government discontinues its non-enforcement policy). If applicable, please discuss the migration of individual transitional members into ACA-compliant plans effective January 1, 2025.

This question is not applicable to Geisinger. All of Geisinger's individual plans are ACA compliant.

12. Copay Adjustment Programs

a. Does the company use a copay adjustment program (also known as a copay accumulator program)?

Yes.

b. How does the company handle copay assistance coupons? For example, does the coupon apply to the MOOP?

Only the actual amount members pay, after manufacturer coupon assistance, applies to the member's annual deductible or maximum out-of-pocket.

c. If any change to such a program has resulted in a pricing impact, please include a detailed quantitative exhibit supporting the pricing impact.

There are no changes to our copay adjustment program that will have an impact on pricing.

Carrier Name: Geisinger Health Plan
 Product(s): HMO, PDS
 Market Segment: Individual
 Rate Effective Date: 3/1/2025

Table 2b. Manual Experience Period Claims and Premiums

Earned Premium	Paid Claims	Ultimate Incurred Claims	Member Months	Estimated Cost Sharing (Member + HHS)	Allowed Claims (Non-Capitated)	Non-EHB portion of Allowed Claims	Total Prescription Drug Rebates*	Total EHB Capitation	Total Non-EHB Capitation	Estimated Risk Adjustment	Estimated Reinsurance Recovery
\$ 168,796,047.63	\$ 180,629,972.98	\$ 183,901,464.43	228,871	\$ 37,065,984.21	\$ 215,367,448.64	\$ -	\$ (8,852,942.15)	\$ 9,148.92	\$ -	\$ 15,270,669.10	\$ 10,368,354.63
Experience Period Total Allowed EHB Claims + EHB Capitation PMPM (net of prescription drug rebates)											
Loss Ratio											
											\$ 902.36
											\$ 89.15%

*Express Prescription Drug Rebates as a negative number

Table 3b. Manual Trend Components

Service Category	Cost*	Utilization*	Induced Demand*	Composite Trend	Weight*
Inpatient Hospital	3.40%	2.20%		5.67%	18.93%
Outpatient Hospital	6.80%	3.00%		10.00%	41.30%
Professional	-1.10%	5.30%		4.14%	17.63%
Other Medical	-1.10%	3.20%		7.06%	1.82%
Capitation				0.10%	0.00%
Prescription Drugs	5.90%	1.10%		7.06%	20.31%
Total Annual Trend				7.43%	99.99%
Months of Trend				24	
Total Applied Trend Projection Factor				1.154	

* Express Cost, Utilization, Induced Utilization and Weight as percentages

Table 4b. Historical Manual Experience

Month-Year	Total Annual Premium	Incurred Claims	Completion Factors*	Ultimate Incurred Claims	Members	Ultimate Incurred PMPM	Estimated Annual Cost Sharing (Member + HHS)	Prescription Drug Rebates**	Allowed Claims (Net of Prescription Drug Rebates)	Allowed PMPM
Jan-20		\$15,173,819.18	1.0000	\$ 15,173,819.18	23,768	\$ 638.40		(\$371,577.05)	\$18,827,524.54	\$ 792.12
Feb-20		\$16,027,999.47	1.0000	\$ 16,027,999.47	27,482	\$ 712.92		(\$341,742.57)	\$18,769,715.20	\$ 834.88
Mar-20		\$14,971,135.07	1.0000	\$ 14,971,135.07	22,185	\$ 674.84		(\$417,032.95)	\$16,939,916.09	\$ 763.59
Apr-20		\$11,471,655.85	1.0000	\$ 11,471,655.85	21,945	\$ 522.76		(\$345,835.87)	\$12,435,614.15	\$ 566.68
May-20		\$12,324,079.87	1.0000	\$ 12,324,079.87	21,699	\$ 567.94		(\$329,252.19)	\$13,583,020.27	\$ 625.96
Jun-20		\$13,411,993.00	1.0000	\$ 13,411,993.00	21,443	\$ 625.48		(\$371,278.11)	\$15,207,664.41	\$ 709.23
Jul-20		\$14,672,831.81	1.0000	\$ 14,672,831.81	21,200	\$ 692.11		(\$418,890.08)	\$16,441,070.13	\$ 780.24
Aug-20		\$15,387,196.88	1.0000	\$ 15,387,196.88	20,808	\$ 736.30		(\$407,710.90)	\$16,977,279.36	\$ 813.34
Sep-20		\$16,099,608.92	1.0000	\$ 16,099,608.92	20,540	\$ 783.80		(\$524,172.81)	\$17,608,247.83	\$ 857.25
Oct-20		\$15,546,842.13	1.0000	\$ 15,546,842.13	20,305	\$ 765.66		(\$580,574.95)	\$16,987,446.17	\$ 836.61
Nov-20		\$15,122,261.41	1.0000	\$ 15,122,261.41	19,980	\$ 756.87		(\$426,198.30)	\$16,415,114.66	\$ 821.52
Dec-20	\$198,946,354.73	\$16,381,227.21	1.0000	\$ 16,381,227.21	19,551	\$ 837.89	\$26,201,523.86	(\$471,824.14)	\$17,529,543.00	\$ 896.62
Jan-21		\$12,468,904.59	1.0000	\$ 12,468,904.59	20,544	\$ 606.95		(\$373,986.30)	\$15,005,427.60	\$ 730.42
Feb-21		\$12,019,656.17	1.0000	\$ 12,019,656.17	21,130	\$ 568.85		(\$369,027.55)	\$14,118,627.04	\$ 668.19
Mar-21		\$14,817,716.44	1.0000	\$ 14,817,716.44	21,027	\$ 704.69		(\$442,806.28)	\$17,347,344.01	\$ 824.99
Apr-21		\$16,415,870.38	1.0000	\$ 16,415,870.38	21,255	\$ 772.33		(\$428,595.58)	\$18,745,662.00	\$ 881.95
May-21		\$14,169,634.21	1.0000	\$ 14,169,634.21	21,522	\$ 658.37		(\$413,074.50)	\$16,174,217.56	\$ 751.54
Jun-21		\$16,444,037.44	1.0000	\$ 16,444,037.44	21,739	\$ 756.43		(\$467,707.24)	\$18,533,261.92	\$ 852.54
Jul-21		\$16,228,690.69	1.0000	\$ 16,228,690.69	21,930	\$ 740.03		(\$440,404.16)	\$18,154,402.92	\$ 827.84
Aug-21		\$16,771,650.70	1.0000	\$ 16,771,650.70	22,162	\$ 756.78		(\$449,563.56)	\$18,503,799.10	\$ 834.94
Sep-21		\$18,218,716.31	1.0000	\$ 18,218,716.31	22,346	\$ 815.32		(\$472,577.73)	\$19,968,099.55	\$ 893.60
Oct-21		\$17,394,180.53	1.0000	\$ 17,394,180.53	22,254	\$ 779.83		(\$438,745.72)	\$18,984,652.36	\$ 853.10
Nov-21		\$19,278,420.47	1.0000	\$ 19,278,420.47	22,014	\$ 875.74		(\$495,050.83)	\$20,958,383.63	\$ 952.06
Dec-21	\$171,286,069.98	\$17,115,072.87	1.0000	\$ 17,115,072.87	21,729	\$ 787.68	\$28,976,575.36	(\$514,510.62)	\$18,484,227.88	\$ 850.69
Jan-22		\$13,431,930.23	1.0000	\$ 13,431,930.23	21,510	\$ 624.44		(\$371,943.50)	\$16,325,625.59	\$ 758.97
Feb-22		\$14,022,909.13	1.0000	\$ 14,022,909.13	21,794	\$ 643.43		(\$399,665.00)	\$16,397,780.08	\$ 761.58
Mar-22		\$16,331,496.66	1.0000	\$ 16,331,496.66	21,501	\$ 759.57		(\$379,274.41)	\$18,985,793.36	\$ 883.02
Apr-22		\$14,520,761.27	1.0000	\$ 14,520,761.27	21,159	\$ 686.27		(\$395,388.42)	\$16,565,416.81	\$ 782.91
May-22		\$14,151,159.35	1.0000	\$ 14,151,159.35	20,984	\$ 674.39		(\$368,024.28)	\$16,095,650.48	\$ 767.06
Jun-22		\$14,584,684.78	1.0000	\$ 14,584,684.78	21,446	\$ 680.06		(\$370,105.75)	\$16,313,145.27	\$ 760.65
Jul-22		\$14,218,341.42	1.0000	\$ 14,218,341.42	21,200	\$ 670.69		(\$359,234.20)	\$15,860,862.08	\$ 748.16
Aug-22		\$17,149,205.75	1.0000	\$ 17,149,211.01	21,026	\$ 815.62		(\$370,651.02)	\$18,848,148.45	\$ 896.42
Sep-22		\$16,427,701.34	1.0000	\$ 16,427,704.58	20,842	\$ 788.19		(\$359,589.97)	\$17,990,049.30	\$ 863.15
Oct-22		\$16,707,060.68	0.9998	\$ 16,710,110.83	20,582	\$ 811.90		(\$328,356.92)	\$18,211,652.87	\$ 884.85
Nov-22		\$16,081,489.60	0.9991	\$ 16,086,130.54	20,268	\$ 793.68		(\$344,810.41)	\$17,118,490.21	\$ 844.61
Dec-22	\$165,818,194.69	\$16,415,570.01	0.9985	\$ 16,427,973.50	20,011	\$ 820.95	\$30,418,882.60	(\$417,406.77)	\$17,315,235.17	\$ 865.29
Jan-23		\$13,472,155.94	0.9989	\$ 13,486,679.35	19,488	\$ 692.06		(\$361,588.08)	\$16,226,351.04	\$ 832.65
Feb-23		\$15,142,949.27	0.9987	\$ 15,141,295.35	19,596	\$ 721.65		(\$352,171.36)	\$16,789,233.99	\$ 856.77
Mar-23		\$15,147,739.78	0.9981	\$ 15,177,145.57	19,250	\$ 788.43		(\$374,240.51)	\$17,629,426.08	\$ 915.83
Apr-23		\$15,568,261.59	0.9931	\$ 15,669,861.97	18,967	\$ 826.15		(\$337,680.99)	\$17,676,626.13	\$ 922.06
May-23		\$14,906,911.80	0.9958	\$ 14,969,986.81	18,764	\$ 797.68		(\$323,392.59)	\$16,857,302.21	\$ 888.37
Jun-23		\$14,162,099.71	0.9957	\$ 14,223,677.06	18,718	\$ 759.87		(\$313,921.84)	\$16,006,438.40	\$ 855.11
Jul-23		\$14,806,650.85	0.9940	\$ 14,895,636.48	18,905	\$ 787.92		(\$350,836.97)	\$16,604,628.20	\$ 878.32
Aug-23		\$15,361,571.39	0.9895	\$ 15,524,565.97	18,910	\$ 820.97		(\$375,555.98)	\$17,427,330.66	\$ 921.60
Sep-23		\$14,953,721.48	0.9856	\$ 15,127,018.85	19,040	\$ 796.85		(\$349,309.64)	\$16,673,964.09	\$ 875.73
Oct-23		\$15,491,994.57	0.9780	\$ 15,839,760.30	19,155	\$ 826.93		(\$347,205.79)	\$17,393,882.61	\$ 908.06
Nov-23		\$15,864,742.74	0.9665	\$ 16,414,816.92	19,156	\$ 856.91		(\$310,456.46)	\$17,928,939.35	\$ 935.95
Dec-23	\$168,796,047.63	\$16,773,069.74	0.9428	\$ 17,787,936.60	18,922	\$ 940.08	\$37,065,984.21	(\$316,571.95)	\$19,298,354.71	\$ 1,019.90

* Express Completion Factor as a percentage

**Express Prescription Drug Rebates as a negative number

Continuance Table for Calculating Reinsurance Impact - Individual Market Only, Experience Period Information

Carrier Name:	Geisinger Health Plan	Attachment Point:	\$60,000
Product(s):	HMO, POS	Reinsurance Cap:	\$100,000
Market Segment:	Individual	Coinsurance Rate:	50%
Rate Effective Date:	1/1/2025		
Incurred Dates:	1/1/2023 to 12/31/2023	Proj. Incurred Claim Impact:	-5.2%

Individual ACA Compliant Policies Only: Incurred Dates 1/1/2023 to 12/31/2023					
Annual Incurred Claims Range		Unique Members	Member Months	Total Incurred Claims	Total Incurred Claims with Reinsurance
\$0	\$29,999	19,875	175,165	\$49,310,017	\$49,310,017
\$30,000	\$34,999	139	1,464	\$4,477,299	\$4,477,299
\$35,000	\$39,999	116	1,207	\$4,332,050	\$4,332,050
\$40,000	\$44,999	81	865	\$3,429,660	\$3,429,660
\$45,000	\$49,999	71	745	\$3,359,920	\$3,359,920
\$50,000	\$54,999	58	596	\$3,042,738	\$3,042,738
\$55,000	\$59,999	43	455	\$2,452,617	\$2,452,617
\$60,000	\$64,999	37	382	\$2,311,992	\$2,265,996
\$65,000	\$69,999	42	463	\$2,822,216	\$2,671,108
\$70,000	\$74,999	45	432	\$3,254,851	\$2,977,425
\$75,000	\$79,999	40	442	\$3,097,624	\$2,748,812
\$80,000	\$84,999	35	375	\$2,883,902	\$2,491,951
\$85,000	\$89,999	21	222	\$1,855,874	\$1,557,937
\$90,000	\$94,999	27	276	\$2,501,653	\$2,060,827
\$95,000	\$99,999	24	268	\$2,332,589	\$1,886,294
\$100,000	\$109,999	33	351	\$3,430,377	\$2,770,377
\$110,000	\$119,999	24	243	\$2,756,749	\$2,276,749
\$120,000	\$129,999	30	320	\$3,759,440	\$3,159,440
\$130,000	\$139,999	11	127	\$1,492,690	\$1,272,690
\$140,000	\$149,999	21	234	\$3,061,816	\$2,641,816
\$150,000	\$159,999	14	130	\$2,144,830	\$1,864,830
\$160,000	\$169,999	12	138	\$1,988,321	\$1,748,321
\$170,000	\$179,999	11	127	\$1,916,845	\$1,696,845
\$180,000	\$189,999	14	158	\$2,595,784	\$2,315,784
\$190,000	\$199,999	10	117	\$1,951,463	\$1,751,463
\$200,000	\$209,999	10	116	\$2,026,295	\$1,826,295
\$210,000	\$219,999	12	135	\$2,587,465	\$2,347,465
\$220,000	\$229,999	1	12	\$221,646	\$201,646
\$230,000	\$239,999	4	46	\$937,075	\$857,075
\$240,000	\$249,999	4	45	\$979,288	\$899,288
\$250,000	\$259,999	4	45	\$1,025,282	\$945,282
\$260,000	\$269,999	4	48	\$1,065,189	\$985,189
\$270,000	\$279,999	1	12	\$270,934	\$250,934
\$280,000	\$289,999	3	29	\$855,157	\$795,157
\$290,000	\$299,999	5	57	\$1,484,758	\$1,384,758
\$300,000	\$324,999	5	48	\$1,563,127	\$1,463,127
\$325,000	\$349,999	3	36	\$1,022,261	\$962,261
\$350,000	\$374,999	4	44	\$1,447,417	\$1,367,417
\$375,000	\$399,999	1	12	\$383,737	\$363,737
\$400,000	\$424,999	3	35	\$1,244,364	\$1,184,364
\$425,000	\$449,999	5	56	\$2,198,914	\$2,098,914
\$450,000	\$474,999	4	42	\$1,860,985	\$1,780,985
\$475,000	\$499,999	4	48	\$1,927,936	\$1,847,936
\$500,000	\$599,999	3	36	\$1,631,070	\$1,571,070
\$600,000	\$699,999	4	47	\$2,537,716	\$2,457,716
\$700,000	\$799,999	3	33	\$2,233,833	\$2,173,833
\$800,000	\$899,999	1	12	\$804,335	\$784,335
\$900,000	\$999,999	0	0	\$0	\$0
\$1,000,000+		1	12	\$1,650,184	\$1,630,184
Total		20,923	186,306	\$148,522,285	\$140,741,935

Continuance Table for Calculating Reinsurance Impact - Individual Market Only, Projection Period Information

Carrier Name:	Geisinger Health Plan	Attachment Point:	\$60,000
Product(s):	HMO, POS	Reinsurance Cap:	\$100,000
Market Segment:	Individual	Coinsurance Rate:	50%
Rate Effective Date:	1/1/2025	Proj. Incurred Claim Impact:	-5.5%
		Proj. Morbidity Impact:	0.0%

Reinsurance Program Impact Continuance Table Development - Plan Year 2025					
Annual Incurred Claims Range		Unique Members	Member Months	Total Incurred Claims	Total Incurred Claims with Reinsurance
\$0	\$29,999	24,146	213,664	\$63,389,746	\$63,389,746
\$30,000	\$34,999	153	1,607	\$4,950,808	\$4,950,808
\$35,000	\$39,999	143	1,498	\$5,314,670	\$5,314,670
\$40,000	\$44,999	120	1,267	\$5,091,471	\$5,091,471
\$45,000	\$49,999	88	957	\$4,139,881	\$4,139,881
\$50,000	\$54,999	92	931	\$4,817,298	\$4,817,298
\$55,000	\$59,999	54	593	\$3,097,949	\$3,097,949
\$60,000	\$64,999	68	675	\$4,232,461	\$4,156,231
\$65,000	\$69,999	31	343	\$2,093,180	\$1,976,590
\$70,000	\$74,999	43	447	\$3,106,417	\$2,843,208
\$75,000	\$79,999	55	613	\$4,246,437	\$3,773,219
\$80,000	\$84,999	48	473	\$3,970,428	\$3,425,214
\$85,000	\$89,999	38	414	\$3,326,706	\$2,803,353
\$90,000	\$94,999	39	423	\$3,601,449	\$2,970,724
\$95,000	\$99,999	32	355	\$3,095,575	\$2,507,788
\$100,000	\$109,999	58	608	\$6,079,572	\$4,919,572
\$110,000	\$119,999	47	517	\$5,399,391	\$4,459,391
\$120,000	\$129,999	26	274	\$3,269,987	\$2,749,987
\$130,000	\$139,999	28	273	\$3,788,939	\$3,228,939
\$140,000	\$149,999	29	311	\$4,225,849	\$3,645,849
\$150,000	\$159,999	15	164	\$2,328,913	\$2,028,913
\$160,000	\$169,999	21	234	\$3,463,396	\$3,043,396
\$170,000	\$179,999	26	271	\$4,525,440	\$4,005,440
\$180,000	\$189,999	9	98	\$1,661,559	\$1,481,559
\$190,000	\$199,999	15	164	\$2,937,989	\$2,637,989
\$200,000	\$209,999	14	160	\$2,886,776	\$2,606,776
\$210,000	\$219,999	13	146	\$2,798,509	\$2,538,509
\$220,000	\$229,999	9	105	\$2,032,853	\$1,852,853
\$230,000	\$239,999	11	128	\$2,570,438	\$2,350,438
\$240,000	\$249,999	9	108	\$2,227,778	\$2,047,778
\$250,000	\$259,999	7	75	\$1,775,472	\$1,635,472
\$260,000	\$269,999	3	31	\$795,228	\$735,228
\$270,000	\$279,999	4	46	\$1,088,453	\$1,008,453
\$280,000	\$289,999	6	64	\$1,699,238	\$1,579,238
\$290,000	\$299,999	4	45	\$1,183,299	\$1,103,299
\$300,000	\$324,999	8	89	\$2,493,259	\$2,333,259
\$325,000	\$349,999	7	81	\$2,376,333	\$2,236,333
\$350,000	\$374,999	6	60	\$2,177,758	\$2,057,758
\$375,000	\$399,999	5	60	\$1,938,456	\$1,838,456
\$400,000	\$424,999	6	69	\$2,474,785	\$2,354,785
\$425,000	\$449,999	4	41	\$1,744,343	\$1,664,343
\$450,000	\$474,999	2	24	\$941,244	\$901,244
\$475,000	\$499,999	4	43	\$1,954,993	\$1,874,993
\$500,000	\$599,999	14	159	\$7,573,113	\$7,293,113
\$600,000	\$699,999	5	60	\$3,228,199	\$3,128,199
\$700,000	\$799,999	2	23	\$1,426,533	\$1,386,533
\$800,000	\$899,999	3	36	\$2,481,203	\$2,421,203
\$900,000	\$999,999	2	21	\$1,828,565	\$1,788,565
\$1,000,000+		2	24	\$3,699,634	\$3,659,634
Total		25,574	228,871	\$211,551,976	\$199,855,649

PA Rate Template Part II
Rate Development and Change

Carrier Name: Geisinger Health Plan
 Product(s): HMO, POS
 Market Segment: Individual
 Rate Effective Date: 7/1/2025

Table 5. Development of the Projected Index Rate, Market-Adjusted Index Rate, and Total Allowed Claims

Development of the Projected Index Rate	Actual Experience Data	Manual Data	
Total Allowed EHB Claims + EHB Capitation PMPM (net of prescription drug rebates) PMPM	\$ 892.71	\$ 902.36	< Actual Experience PMPM should be consistent with the Index Rate for Experience Period on URRT
Two year trend projection factor	1.155	1.154	
Unadjusted Projected Allowed EHB Claims PMPM	\$ 1,030.82	\$ 1,041.45	
Single Risk Pool Adjustment Factors			
Change in Morbidity - Impact of Reinsurance Program	1.000	1.000	
Change in Morbidity - All Other	1.000	1.000	< See URRT Instructions
Total Non-Morbidity Changes	1.000	0.988	
Change in Demographics	1.000	0.986	< See URRT Instructions
Change in Network	1.000	1.000	< See URRT Instructions
Change in Benefits	1.000	1.000	< See URRT Instructions
Change in Other	1.000	1.002	< See URRT Instructions
Total Adjusted Projected Allowed EHB Claims PMPM	\$ 1,030.82	\$ 1,028.92	
Credibility Factors	0%	100%	< See Instructions
Blended Projected EHB Claims PMPM		\$ 1,028.92	< Projected Index Rate
Development of the Market-Adjusted Index Rate and Total Allowed Claims			
Adjusted Projected Allowed EHB Claims PMPM	\$ 1,028.92		< Index Rate for Projection Period on URRT
Projected Paid to Allowed Ratio	0.861		
Projected Incurred EHB Claims PMPM	\$ 885.88		
Market-wide Adjustments			
Projected Incurred Risk Adjustment PMPM	\$ 74.20		
Projected Incurred Exchange User Fees PMPM	\$ 523.72		
Projected Incurred Reinsurance Recoveries PMPM	\$ 548.58		
Market-Adjusted Projected Incurred EHB Claims PMPM	\$ 786.41		
Market-Adjusted Projected Allowed EHB Claims PMPM	\$ 913.40		< Market-Adjusted Index Rate
Projected Allowed Non-EHB Claims PMPM	\$ 50.00		
Catastrophic Eligibility Adjustment	\$ 2,000		
Market-Adjusted Projected Incurred Total Claims PMPM	\$ 786.1947216		
Market-Adjusted Projected Allowed Total Claims PMPM	\$ 913.14		

For Informational Purposes only - No input required.

Blended Base Period Unadjusted Claims before Normalization	\$ 902.36	< Index Rate of Experience Period on URRT
Blended Earned Premium	\$ 168,796,047.68	
Blended Loss Ratio	89.15%	

Table 5A. Small Group Projected Index Rate with Quarterly Trend

Effective Date	1/1/2025	4/1/2025	7/1/2025	10/1/2025	Total Single Risk Pool
# of Member Months Renewing in Quarter					
Adjusted Projected Allowed EHB Claims PMPM	\$ 1,028.92	\$ 1,028.92	\$ 1,028.92	\$ 1,028.92	\$ 1,028.92
Months of Trend	-	3	6	9	
Annual Trend		7.43%	7.43%	7.43%	
Single Risk Pool Projected Allowed Claims	\$ 1,028.92	\$ 1,047.52	\$ 1,066.46	\$ 1,085.75	\$ -
Quarterly Trend Factor	1.000	1.018	1.036	1.051	0.000

Table 6. Retention

Retention Items - Express in percentages	Percentages	PMPM Amounts
Administrative Expenses	8.45%	\$74.20
General and Claims	6.66%	\$58.47
Agent/Broker Fees and Commissions	0.50%	\$4.39
Quality Improvement Initiatives	1.29%	\$11.34
Taxes and Fees	0.06%	\$0.48
Risk Adjustment User Fee	0.02%	\$0.18
PCORI Fee	0.03%	\$0.30
PA Premium & Other Taxes (if applicable)	0.00%	\$0.00
Federal Income Tax	0.00%	\$0.01
Health Insurance Providers Fee (Prorated for Small Groups only)	0.00%	\$0.00
Profit/Contingency (after tax)	2.00%	\$17.57
Total Retention	10.50%	\$92.25
Projected Required Revenue PMPM		\$ 878.45

Table 7. Normalized Market-Adjusted Projected Allowed Total Claims

Normalization Factors	2024	2025
Average Aae Factor	1.977	1.894
Average Generacitic Factor	0.990	0.994
Average Tobacco Factor	1.008	1.008
Average Benefit Richness (induced demand)	1.140	1.129
Average Network Factor	0.964	0.983
Market-Adjusted Projected Allowed Total Claims PMPM	\$828.58	\$ 913.14
Normalized Market-Adjusted Projected Allowed Total Claims PMPM	\$ 380.69	\$ 433.41

Table 8. Components of Rate Change

Rate Components	2024	2025	Difference	Percent Change
A. Calibrated Plan Adjusted Index Rate (PMPM)	\$ 418.76	\$ 465.85	\$ 47.10	11.2%
B. Base period allowed claims before normalization	\$801.54	\$ 902.36	\$ 100.80	24.1%
C. Normalization factor component of change	\$ (433.29)	\$ (474.07)	\$ (40.79)	-9.7%
D. Change in Normalized Allowed Claims Adjustment Components				
D1. Base period allowed claims after normalization	\$ 368.27	\$ 428.29	\$ 60.01	14.3%
D2. URRT Trend	\$ 52.09	\$ 66.02	\$ 13.92	3.3%
D3. URRT Morbidity	\$ (84.01)	\$ -	\$ 84.01	2.0%
D4. URRT Other	\$ (1.24)	\$ (5.95)	\$ (4.71)	-1.1%
D5. Normalized URRT Risk Adjustment on an allowed basis	\$ (19.38)	\$ (40.90)	\$ (21.52)	-5.1%
D6. Normalized Exchange User Fee on an allowed basis	\$ 11.19	\$ 13.88	\$ 2.69	0.5%
D7. Normalized Reinsurance Recoveries on an allowed basis	\$ (21.84)	\$ (27.00)	\$ (5.16)	-1.2%
D8. Subtotal - Sum(D1-D7)	\$ 380.69	\$ 433.53	\$ 52.84	12.6%
E. Change in Allowable Plan Adjusted Level Components				
E1. Network	\$ (5.88)	\$ (7.32)	\$ (1.43)	-0.3%
E2. Pricing AV	\$ (46.89)	\$ (59.25)	\$ (12.36)	-3.0%
E3. Benefit Richness	\$ 45.58	\$ 47.46	\$ 1.88	0.4%
E4. Catastrophic Eligibility	\$ (0.11)	\$ (0.12)	\$ (0.00)	0.0%
E5. Benefits in Addition to EHB	\$ -	\$ -	\$ -	0.0%
E6. Subtotal - Sum(E1-E5)	\$ (7.31)	\$ (19.43)	\$ (11.92)	-2.8%
F. Change in Retention Components				
F1. Administrative Expenses	\$ 33.86	\$ 39.35	\$ 5.49	1.3%
F2. Taxes and Fees	\$ 0.26	\$ 0.26	\$ (0.00)	0.0%
F3. Profit and/or Contingency	\$ 8.28	\$ 9.32	\$ 0.94	0.2%
F4. Subtotal - Sum(F1-F3)	\$ 42.49	\$ 48.92	\$ 6.43	1.5%
G. Change in Miscellaneous Items				
	\$ 50.00	\$ 50.00	\$ -	0.0%
H. Sum of Components of Rate Change (should approximate the change shown in line A)	\$ 415.87	\$ 463.22	\$ 47.35	11.3%

Table 9. Year-over-Year Data to Support Table 8

	2024	2025	
Paid-to-Allowed	0.875	0.861	
URRT Trend (Total Allowed Trend Factor)	1.241	1.154	< URRT W1, S2
URRT Morbidity	0.980	1.000	< URRT W1, S2
URRT "Other"	0.997	0.988	< URRT W1, S2
Risk Adjustment	(536.92)	(74.20)	< URRT W1, S3
Exchange User Fee	521.31	23.72	< URRT W1, S3
Reinsurance Recoveries	541.60	48.98	< URRT W1, S3
Capitation	50.04	50.06	< URRT W1, S2
Network	0.988	0.983	
Pricing AV	0.875	0.861	
Benefit Richness	1.139	1.129	< For 2024 in cell J81, please include a factor equal to the product of the average Pricing AV and the Non-Funding of CSR Adjustment
Catastrophic Eligibility	1.000	1.000	
Benefits in Addition to EHB	1.000	1.000	
Administrative Expenses	8.09%	8.45%	
Taxes and Fees	0.06%	0.06%	
Profit and/or Continuity	2.00%	2.00%	

Total Covered Lives @ 02-01-2024
16,291

Total Covered Lives Mapped into 2025 Plans @ 02-01-2024	Total Projected Lives
16,291	16,291

2024 Calibrated Plan Adjusted Index Rate PMPM	2025 Calibrated Plan Adjusted Index Rate PMPM
\$ 418.76	\$ 465.85

Proposed Rate Change Compared to Prior 12 months

% of Total Covered Lives

02-01-2024 Number of Covered Lives by Rating Area										2025 Continued/Discontinued Plans Indicator	De Minimis Check
1	2	3	4	5	6	7	8	9	Total		
-	49	7,640	-	401	6,855	654	-	692	16,291	-	-

-	-
1,076	1,076
72	72
768	768
89	89
47	47
195	195
2,744	2,744
1,434	1,434
458	458
172	172
123	123
10	10
4	4
116	116
3	3
43	43
73	73
1,182	1,182
741	741
559	559
231	231
57	57
429	429
493	493
100	100
790	790
52	52
721	721
17	17
27	27
58	58
1,362	1,362
55	55
68	68
18	18
645	645
39	39
60	60
54	54
813	813
138	138
117	117
33	33
-	-
2	2
3	3

2024 Calibrated Plan Adjusted Index Rate PMPM	2025 Calibrated Plan Adjusted Index Rate PMPM
N/A	N/A
\$466.29	\$ 516.99
\$466.29	\$ 516.99
\$513.15	\$ 576.91
\$513.15	\$ 576.91
\$513.15	\$ 576.91
\$466.29	\$ 516.99
\$471.38	\$ 524.52
\$333.84	\$ 368.78
\$333.84	\$ 368.78
\$333.84	\$ 368.78
\$373.40	\$ 413.26
\$373.40	\$ 413.26
\$373.40	\$ 413.26
\$466.29	\$ 516.99
\$373.40	\$ 413.26
\$513.15	\$ 576.91
\$333.84	\$ 368.78
\$438.31	\$ 485.97
\$482.36	\$ 542.29
\$313.81	\$ 346.65
\$438.31	\$ 485.97
\$482.36	\$ 542.29
\$313.81	\$ 346.65
\$480.84	\$ 534.09
\$480.84	\$ 534.09
\$480.84	\$ 534.09
\$440.89	\$ 493.27
\$440.89	\$ 493.27
\$440.89	\$ 493.27
\$426.78	\$ 479.21
\$426.78	\$ 479.21
\$426.78	\$ 479.21
\$426.78	\$ 479.21
\$321.39	\$ 355.65
\$321.39	\$ 355.65
\$321.39	\$ 355.65
\$291.13	\$ 319.28
\$291.13	\$ 319.28
\$291.13	\$ 319.28

N/A
10.9%
10.9%
12.4%
12.4%
12.4%
10.9%
11.3%
10.5%
10.5%
10.5%
10.7%
10.7%
10.7%
10.9%
10.7%
10.7%
12.4%
10.5%
10.9%
12.4%
10.5%
10.9%
12.4%
10.5%
10.9%
10.9%
10.5%
10.9%
10.5%
10.9%
11.1%
11.1%
11.1%
11.9%
11.9%
11.9%
12.3%
12.3%
12.3%
12.3%
10.7%
10.7%
10.7%
9.7%
9.7%
9.7%

N/A
10.9%
0.4%
4.7%
0.5%
1.2%
16.8%
8.8%
2.8%
1.1%
0.8%
0.1%
0.0%
0.7%
10.9%
0.0%
0.3%
0.4%
7.3%
4.5%
3.4%
1.4%
0.3%
2.6%
3.0%
0.6%
4.8%
0.3%
4.4%
0.1%
0.2%
0.4%
0.3%
0.3%
0.1%
12.3%
4.0%
0.2%
12.3%
0.3%
10.7%
10.7%
0.7%
0.2%
9.7%
0.0%
9.7%

-	-	-	-	-	-	-	-	-	-	-	0	-
-	-	707	-	2	334	-	-	33	1,076	1	YES	
-	-	-	-	72	-	-	-	-	72	1	YES	
-	-	392	-	1	350	-	-	25	768	1	YES	
-	-	-	-	-	-	27	-	-	62	89	1	YES
-	-	-	-	-	46	1	-	-	47	1	YES	
-	-	-	-	-	-	115	-	80	195	1	YES	
-	-	-	1,646	13	1,134	1	-	150	2,744	1	YES	
-	-	1,129	-	-	269	-	-	36	1,434	1	YES	
-	-	-	-	1	293	-	164	-	458	1	YES	
-	-	-	-	-	171	1	-	-	172	1	YES	
-	-	75	-	-	48	-	-	-	123	1	YES	
-	-	-	-	-	-	7	-	3	10	1	YES	
-	-	-	-	-	4	-	-	-	4	1	YES	
-	-	13	-	-	99	4	-	-	116	1	YES	
-	-	-	-	2	1	-	-	-	3	1	YES	
-	-	8	-	34	1	-	-	-	43	1	YES	
-	-	11	-	62	-	-	-	-	73	1	YES	
-	-	11	-	5	1,166	-	-	-	1,182	1	YES	
-	-	-	-	5	735	-	-	1	741	1	YES	
-	-	3	-	1	554	-	-	1	559	1	YES	
-	-	142	-	-	89	-	-	-	231	1	YES	
-	-	31	-	-	26	-	-	-	57	1	YES	
-	-	299	-	-	130	-	-	-	429	1	YES	
-	-	484	-	-	9	-	-	-	493	1	YES	
-	-	97	-	-	3	-	-	-	100	1	YES	
-	-	772	-	-	18	-	-	-	790	1	YES	
-	-	4	-	47	1	-	-	-	52	1	YES	
-	-	306	-	3	405	-	-	7	721	1	YES	
-	-	-	-	-	17	-	-	-	17	1	YES	
-	-	-	-	-	-	19	-	8	27	1	YES	
-	-	4	-	54	-	-	-	-	58	1	YES	
-	-	716	-	4	622	-	-	20	1,362	1	YES	
-	-	-	-	-	55	-	-	-	55	1	YES	
-	-	-	-	-	-	46	-	22	68	1	YES	
-	-	4	-	14	-	-	-	-	18	1	YES	
-	-	414	-	2	217	-	-	12	645	1	YES	
-	-	-	-	-	39	-	-	-	39	1	YES	
-	-	-	-	-	-	44	-	16	60	1	YES	
-	-	4	-	49	1	-	-	-	54	1	YES	
-	-	-	593	-	2	203	-	15	813	1	YES	
-	-	-	-	-	1	100	-	37	138	1	YES	
-	-	-	-	-	117	-	-	-	117	1	YES	
-	-	23	-	-	10	-	-	-	33	1	N/A	
-	-	-	-	-	-	-	-	-	-	1	N/A	
-	-	-	-	-	2	-	-	-	2	1	N/A	
-	1	-	-	2	-	-	-	-	3	1	N/A	

PA Rate Template Part VI - Rate Change Summary
Table 15. Rate Change Summary Information

Overview

Initial Requested Average Rate Change:	11.24%
Revised Requested Average Rate Change:	11.24%
Maximum Requested Rate Change:	12.4%
Minimum Requested Rate Change:	10.0%
Mapped Members:	16,591
Available Rating Areas:	Rating Areas Z, S, C, F, and Q

Client Name:	Calbridge Health Plan
Product:	HMO, POS
Market Segment:	Individual
Rate Effective Date:	1/1/2025

Rating Area	Active Rating Area	Count of Remaining Active Rating Areas	Total
1		6	6
2	2		6, 2
3	2		5, 3
4	2		4, 1
5	6		4, 6
6	6		3, 6
7	7		2, 7
8		1	1
9	9		1 and 9

Key Information

Jan. 2023 - Dec. 2023 Financial Experience Premium:	\$ 147,451,631.17
Claims:	\$ 113,112,028.93
Administrative Expenses:	\$ 12,209,642.14
Taxes & Fees:	\$ 12,079,916.93
Company Made After Taxes:	\$ 9,050,005.17

How It Plans to Spend Your Premium

This is how the company plans to spend the premium it collects in 2025:	
Claims:	67%
Administrative Expenses:	8%
Taxes & Fees:	2%
Profit:	2%

The company expects its annual medical costs to increase **7.4%**.

Explanation of requested rate change: **Calbridge Health Plan has proposed a total 11.24% rate increase for individual HMO/POS members renewing in the Marketplace effective January 1, 2025 through December 31, 2025.** The actual range of proposed rate changes vary from 9.7% to 12.4%. The key drivers of this increase are changes in the normalized risk pool experience, trend, risk adjustment, and pricing 4%. The total projected 2025 administrative costs are slightly higher than those paid for the current 2024 rates. As required by federal regulations and using the Federally prescribed RAR methodology, the projected loss ratio exceeds 80%. There were minimal benefit changes proposed for 2025 to maintain the desired medical level.

**Geisinger Health Plan
Individual Filing for 2025
Calibration of Age Factors**

	(2)	(1) X (2)	(1) X (2) (2)
	Proj Members	Factor X Members	Calibration Factor:
Total members with premium:	16,274	30,824.13	1.894
Members in 0-20 age with no premium:	17		
Total:	16,291		

Min	Max	(1) HHS defined age curve	(2) Members	(1) X (2) Factor X Members
0	14	0.765	730	558.45
15	16	0.833	69	57.48
16	17	0.859	72	61.85
17	18	0.885	83	73.46
18	19	0.913	75	68.48
19	20	0.941	105	98.81
20	21	0.970	141	136.77
21	22	1.000	157	157.00
22	23	1.000	153	153.00
23	24	1.000	148	148.00
24	25	1.000	159	159.00
25	26	1.004	120	120.48
26	27	1.024	214	219.14
27	28	1.048	205	214.84
28	29	1.087	226	245.66
29	30	1.119	224	250.66
30	31	1.135	234	265.59
31	32	1.159	227	263.09
32	33	1.183	241	285.10
33	34	1.198	259	310.28
34	35	1.214	258	313.21
35	36	1.222	222	271.28
36	37	1.230	232	285.36
37	38	1.238	254	314.45
38	39	1.246	276	343.90
39	40	1.262	252	318.02
40	41	1.278	256	327.17
41	42	1.302	279	363.26
42	43	1.325	259	343.18
43	44	1.357	245	332.47
44	45	1.397	288	402.34
45	46	1.444	279	402.88
46	47	1.500	263	394.50
47	48	1.563	274	428.26
48	49	1.635	260	425.10
49	50	1.706	278	474.27
50	51	1.786	316	564.38
51	52	1.865	289	538.99
52	53	1.952	381	743.71
53	54	2.040	404	824.16
54	55	2.135	367	783.55
55	56	2.230	387	863.01
56	57	2.333	422	984.53
57	58	2.437	448	1,091.78
58	59	2.548	480	1,223.04
59	60	2.603	574	1,494.12
60	61	2.714	613	1,663.68
61	62	2.810	625	1,756.25
62	63	2.873	800	2,298.40
63	64	2.952	942	2,780.78
64	200	3.000	1,209	3,627.00
Min	Max	(1) HHS defined age curve	(2) Members	(1) X (2) Factor X Members

Geisinger Health Plan
 Individual Filing for 2025
 Average Age Factor in Manual Rate

	(2) Proj Members	(1) X (2) Factor X Proj Members	(3) 2023 Member Months	(1) X (3) Factor X 2023 Member Months
Total members:	19,646	37,332.56	228,871	440,951.66

Factor X Member Months
Member Months
Experience Period Enrollment Factor:
1.927
Projected Enrollment Factor:
1.900
Table 5 Factor:
0.986

Min	Max	(1) HHS defined age curve	(2) Proj Members	(1) X (2) Factor X Proj Members	(3) 2023 Member Months	(1) X (3) Factor X 2023 Member Months
0	14	0.765	921	704.57	10,541	8,064.06
15	16	0.833	84	69.97	799	665.57
16	17	0.859	79	67.86	1,019	875.32
17	18	0.885	99	87.62	1,100	973.50
18	19	0.913	85	77.61	986	900.22
19	20	0.941	126	118.57	1,404	1,320.69
20	21	0.970	172	166.84	1,722	1,670.34
21	22	1.000	185	185.00	1,613	1,613.00
22	23	1.000	178	178.00	2,006	2,005.78
23	24	1.000	178	178.00	1,890	1,889.98
24	25	1.000	181	181.00	1,608	1,607.84
25	26	1.004	144	144.58	1,920	1,927.51
26	27	1.024	254	260.10	2,655	2,718.65
27	28	1.048	236	247.33	2,875	3,013.28
28	29	1.087	263	285.88	2,771	3,012.42
29	30	1.119	261	292.06	2,806	3,139.73
30	31	1.135	276	313.26	3,040	3,450.49
31	32	1.159	257	297.86	3,043	3,526.84
32	33	1.183	280	331.24	3,163	3,741.83
33	34	1.198	309	370.18	3,480	4,169.04
34	35	1.214	310	376.34	3,213	3,901.07
35	36	1.222	271	331.16	3,205	3,916.19
36	37	1.230	277	340.71	3,395	4,176.38
37	38	1.238	305	377.59	3,816	4,724.41
38	39	1.246	326	406.20	3,383	4,214.69
39	40	1.262	293	369.77	3,113	3,928.61
40	41	1.278	299	382.12	3,776	4,825.73
41	42	1.302	348	453.10	3,630	4,726.60
42	43	1.325	318	421.35	3,366	4,459.96
43	44	1.357	301	408.46	3,829	5,195.70
44	45	1.397	350	488.95	3,820	5,336.36
45	46	1.444	350	505.40	3,938	5,685.95
46	47	1.500	311	466.50	3,852	5,777.85
47	48	1.563	341	532.98	3,525	5,510.20
48	49	1.635	323	528.11	3,785	6,188.48
49	50	1.706	335	571.51	3,908	6,667.44
50	51	1.786	358	639.39	3,866	6,903.87
51	52	1.865	344	641.56	4,771	8,897.08
52	53	1.952	446	870.59	5,658	11,044.61
53	54	2.040	482	983.28	5,531	11,283.16
54	55	2.135	457	975.70	5,474	11,687.14
55	56	2.230	481	1,072.63	5,459	12,173.64
56	57	2.333	507	1,182.83	6,247	14,573.29
57	58	2.437	554	1,350.10	6,515	15,877.66
58	59	2.548	589	1,500.77	7,500	19,110.59
59	60	2.603	679	1,767.44	8,042	20,932.41
60	61	2.714	739	2,005.65	9,264	25,141.44
61	62	2.810	781	2,194.61	9,128	25,648.67
62	63	2.873	973	2,795.43	11,759	33,784.70
63	64	2.952	1,149	3,391.85	12,874	38,002.57
64	200	3.000	1,481	4,443.00	18,790	56,369.13
Min	Max	(1) HHS defined age curve	(2) Proj Members	(1) X (2) Factor X Proj Members	(2) 2023 Member Months	(1) X (2) Factor X 2023 Member Months

**Geisinger Health Plan
Individual Filing for 2025
Calibration of Area Factors**

	(1)	(2)	(1) X (2)	<u>(1) X (2)</u> (2)
Region	Area Factors	Proj Members	Factor X Members	Calibration Factor:
2	1.000	49	49.00	
3	0.950	7,640	7,258.00	
5	0.950	401	380.95	
6	1.000	6,855	6,855.00	
7	1.250	654	817.50	
9	1.200	692	830.40	
		16,291	16,190.85	0.994

**Geisinger Health Plan
 Individual Filing for 2025
 Calibration of Tobacco Factor**

	(1)	(2)	(1) X (2)	(1) X (2) (2)
	Tobacco Factors	Proj Members	Factor X Members	Calibration Factor:
Non-Tobacco Users:	1.000	14,942	14,942.00	
Tobacco Users:	1.100	1,349	1,483.90	
Total:		16,291	16,425.90	1.008

**Geisinger Health Plan
Individual Filing for 2025
Trend Exhibit**

12 month rolling Allowed Claims PMPM for Individual

Period	Member Months	Allowed PMPM*	Annual Change	Weight
Jan 2020 - Dec 2020	255,996	\$728.72		
Jan 2021 - Dec 2021	259,650	\$788.93	8.3%	33%
Jan 2022 - Dec 2022	252,322	\$817.32	3.6%	33%
Jan 2023 - Dec 2023	228,871	\$902.32	10.4%	33%

*Includes COVID adjustment for 2020 and 2021 experience

Percentage Annual Trend

7.4%

**Geisinger Health Plan
Individual Filing for 2025
Trend Components**

Cost Components

Service Category	2021 Annual Change	2022 Annual Change	2023 Annual Change	Average
Inpatient Hospital	1.7%	2.6%	5.8%	3.4%
Outpatient Hospital	-2.7%	18.8%	4.4%	6.8%
Professional	1.1%	-10.8%	6.3%	-1.1%
Prescription Drugs	-2.9%	8.2%	12.3%	5.9%
Other Medical	-10.6%	7.1%	0.3%	-1.1%

Utilization Components

Service Category	2021 Annual Change	2022 Annual Change	2023 Annual Change	Average
Inpatient Hospital	13.3%	-7.4%	0.5%	2.2%
Outpatient Hospital	13.5%	-6.6%	2.2%	3.0%
Professional	13.0%	-0.2%	3.2%	5.3%
Prescription Drugs	-7.0%	7.5%	2.7%	1.1%
Other Medical	3.9%	-6.2%	11.8%	3.2%

Service Category Weights

Service Category	2023 Allowed Amount - Net of Rebates	Weight
Inpatient Hospital	\$39,097,160	18.9%
Outpatient Hospital	\$85,294,275	41.3%
Professional	\$36,401,957	17.6%
Prescription Drugs	\$41,952,669	20.3%
Other Medical	\$3,768,446	1.8%
Total	\$206,514,506	100%

**Geisinger Health Plan
Individual Filing for 2025
Projected Reinsurance Calculation**

	PMPM
Reinsurance Premium Jan 2024 - Dec 2024	\$2.55
Estimated Reinsurance Premium Jan 2025 - Dec 2025	\$3.06
Estimated Reinsurance Recoveries	\$0.97
Net Reinsurance	\$2.09
Other Factor - Other	1.002
Total Adjusted Projected Allowed EHB Claims PMPM	\$1,028.92

**Geisinger Health Plan
Individual Filing for 2025
Administrative Expense Exhibit**

	2020	2021	2022	2023
Actual PMPM:	\$65.90	\$60.34	\$68.24	\$68.58
Projected PMPM:	\$38.75	\$50.81	\$62.38	\$65.42

**Geisinger Health Plan
Individual Filing for 2025
Projected Tax Estimates**

Federal Income Tax

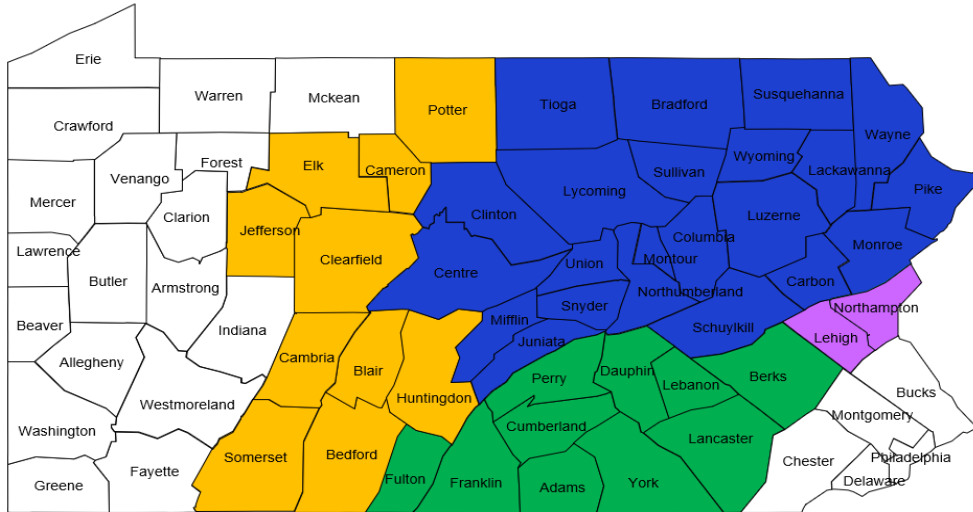
Projected Margin:	2%
Projected Federal Income Tax Rate:	21%
Estimated Tax Rate for POS:	0.53%
Estimated POS % of total:	0.2%

Estimated Federal Income Tax:	0.001%
--------------------------------------	---------------

**Geisinger Health Plan
Individual Filing for 2025
Induced Utilization Exhibit**

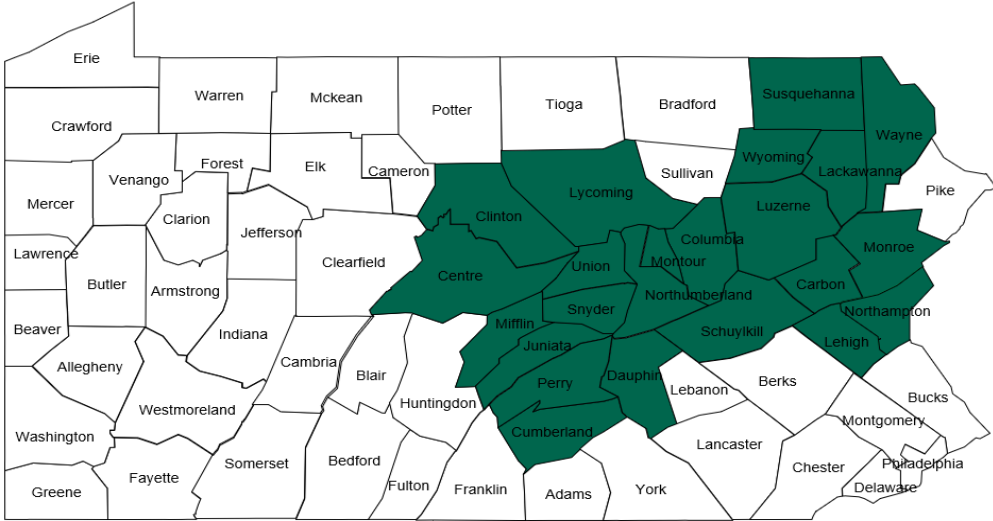
Plan ID	Metal Level	Projected Membership	Pricing AV * CSR Factor	Induced Demand
(1)	(2)	(3)	(4)	(5)
22444PA0010035	Gold	1,076	0.9170	1.16389
22444PA0010036	Gold	72	0.9170	1.16389
22444PA0010038	Silver	768	0.9777	1.21817
22444PA0010039	Silver	89	0.9777	1.21817
22444PA0010040	Silver	47	0.9777	1.21817
22444PA0010042	Gold	195	0.9170	1.16389
22444PA0010045	Gold	2,744	0.9250	1.17063
22444PA0010053	Expanded Bronze	1,434	0.7300	1.04290
22444PA0010054	Expanded Bronze	458	0.7300	1.04290
22444PA0010055	Expanded Bronze	172	0.7300	1.04290
22444PA0010063	Silver	123	0.7930	1.07585
22444PA0010064	Silver	10	0.7930	1.07585
22444PA0010065	Silver	4	0.7930	1.07585
22444PA0010082	Gold	116	0.9170	1.16389
22444PA0010090	Silver	3	0.7930	1.07585
22444PA0010098	Silver	43	0.9777	1.21817
22444PA0010106	Expanded Bronze	73	0.7300	1.04290
22444PA0010135	Gold	1,182	0.9170	1.16389
22444PA0010136	Silver	741	0.9777	1.21817
22444PA0010137	Expanded Bronze	559	0.7300	1.04290
22444PA0010138	Gold	231	0.9170	1.16389
22444PA0010139	Silver	57	0.9777	1.21817
22444PA0010140	Expanded Bronze	429	0.7300	1.04290
22444PA0010141	Gold	493	0.9170	1.16389
22444PA0010142	Silver	100	0.9777	1.21817
22444PA0010143	Expanded Bronze	790	0.7300	1.04290
22444PA0010144	Gold	52	0.9350	1.17923
22444PA0010146	Gold	721	0.9350	1.17923
22444PA0010152	Gold	17	0.9350	1.17923
22444PA0010153	Gold	27	0.9350	1.17923
22444PA0010157	Gold	58	0.8910	1.14288
22444PA0010159	Gold	1,362	0.8910	1.14288
22444PA0010166	Gold	55	0.8910	1.14288
22444PA0010167	Gold	68	0.8910	1.14288
22444PA0010171	Gold	18	0.8750	1.13063
22444PA0010173	Gold	645	0.8750	1.13063
22444PA0010179	Gold	39	0.8750	1.13063
22444PA0010180	Gold	60	0.8750	1.13063
22444PA0010197	Expanded Bronze	54	0.7100	1.03410
22444PA0010200	Expanded Bronze	813	0.7100	1.03410
22444PA0010201	Expanded Bronze	138	0.7100	1.03410
22444PA0010208	Expanded Bronze	117	0.7100	1.03410
22444PA0040080	Catastrophic	33	0.7210	1.03884
22444PA0040081	Catastrophic	-	0.7210	1.03884
22444PA0040082	Catastrophic	2	0.7210	1.03884
22444PA0040085	Catastrophic	3	0.7210	1.03884
Total		16,291	0.8610	1.1293

2025 Marketplace Service Areas Individual All-Access HMO & PPO



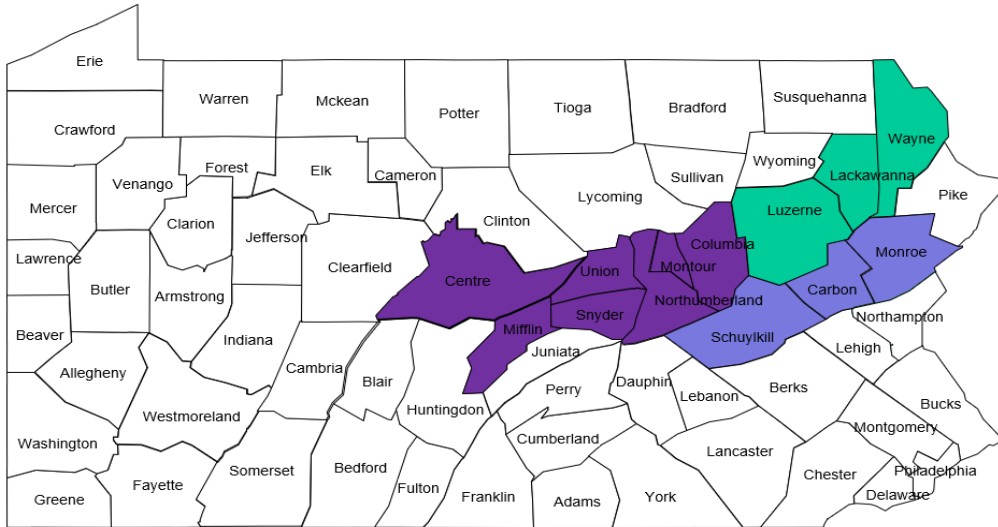
- PAS001
- PAS002
- PAS003
- PAS004

2025 Marketplace Service Areas Individual Extra HMO



■ PAS005

2025 Marketplace Service Areas Individual Premier HMO



- PAS006
- PAS007
- PAS008

**Geisinger Health Plan
 Individual Filing for 2025
 Quality Improvement Initiatives Estimates**

**ANNUAL STATEMENT FOR THE YEAR 2023
 SUPPLEMENTAL HEALTH CARE EXHIBIT - PART 1**

**Business Subject to MLR
 Comprehensive Health Coverage
 Individual**

	Geisinger Health Plan	Geisinger Quality Options	Combined
Line 1.1 Health premiums earned (From Part 2, Line 1.11)	146,280,806	36,728,760	183,009,566
Line 6.6 TOTAL of Defined Expenses Incurred for Improving Health Care Quality (Lines 6.1 + 6.2 + 6.3 + 6.4 + 6.5)	1,939,607	422,583	2,362,190

Estimated Percentage:	1.29%
------------------------------	--------------

**Geisinger Health Plan
Individual Filing for 2025
Benefit Changes**

2025 HIOS Plan ID	2025 Plan Name	Benefit Changes
22444PA0010035	Geisinger Marketplace All-Access HMO 20/50/3250	Made Outpatient Labs subject to deductible and 30% coinsurance
22444PA0010036	Geisinger Marketplace All-Access HMO 20/50/3250	Made Outpatient Labs subject to deductible and 30% coinsurance
22444PA0010038	Geisinger Marketplace All-Access HMO 30/60/4900	Deductible from \$5500 to \$4900
22444PA0010039	Geisinger Marketplace All-Access HMO 30/60/4900	Deductible from \$5500 to \$4900
22444PA0010040	Geisinger Marketplace All-Access HMO 30/60/4900	Deductible from \$5500 to \$4900
22444PA0010042	Geisinger Marketplace All-Access HMO 20/50/3250	Made Outpatient Labs subject to deductible and 30% coinsurance
22444PA0010082	Geisinger Marketplace All-Access HMO 20/50/3250	Made Outpatient Labs subject to deductible and 30% coinsurance
22444PA0010098	Geisinger Marketplace All-Access HMO 30/60/4900	Deductible from \$5500 to \$4900
22444PA0010135	Geisinger Marketplace Premier HMO 20/50/3250	Made Outpatient Labs subject to deductible and 30% coinsurance
22444PA0010136	Geisinger Marketplace Premier HMO 30/60/4900	Deductible from \$5500 to \$4900
22444PA0010138	Geisinger Marketplace Premier HMO 20/50/3250	Made Outpatient Labs subject to deductible and 30% coinsurance
22444PA0010139	Geisinger Marketplace Premier HMO 30/60/4900	Deductible from \$5500 to \$4900
22444PA0010141	Geisinger Marketplace Premier HMO 20/50/3250	Made Outpatient Labs subject to deductible and 30% coinsurance
22444PA0010142	Geisinger Marketplace Premier HMO 30/60/4900	Deductible from \$5500 to \$4900
22444PA0040080	Geisinger Marketplace All-Access Value	MOOP and deductible from \$9450 to \$9200
22444PA0040081	Geisinger Marketplace All-Access Value	MOOP and deductible from \$9450 to \$9200
22444PA0040082	Geisinger Marketplace All-Access Value	MOOP and deductible from \$9450 to \$9200
22444PA0040085	Geisinger Marketplace All-Access Value	MOOP and deductible from \$9450 to \$9200

Geisinger Health Plan
Individual Filing for 2025
Pricing AV vs Metallic AV

2025 Plan Name	2025 Pricing AV	2025 Metallic AV	Difference
Geisinger Marketplace All-Access HMO Pharmacy First 8500	71.0%	62.4%	8.6%
Geisinger Marketplace All-Access HMO 40/80/8400	73.0%	64.9%	8.1%
Geisinger Marketplace Premier HMO 40/80/8400	73.0%	64.9%	8.1%
Geisinger Marketplace All-Access HMO 30/60/4900	79.1%	70.1%	9.0%
Geisinger Marketplace Premier HMO 30/60/4900	79.1%	70.1%	9.0%
Geisinger Marketplace All-Access HMO 30/60/5000	79.3%	70.1%	9.2%
Geisinger Marketplace All-Access HMO 25/50/4000	87.5%	78.2%	9.3%
Geisinger Marketplace All-Access HMO 25/50/2500	89.1%	78.9%	10.2%
Geisinger Marketplace All-Access Extra HMO 10/50/500	92.5%	79.1%	13.5%
Geisinger Marketplace All-Access HMO 20/50/3250	91.7%	79.8%	12.0%
Geisinger Marketplace Premier HMO 20/50/3250	91.7%	79.8%	12.0%
Geisinger Marketplace All-Access HMO 25/45/250	93.5%	81.5%	12.1%

**Geisinger Health Plan
Individual Filing for 2025
Pricing AV Examples**

	Geisinger Marketplace All-			
Plan Name:	Access Extra HMO 10/50/500	Geisinger Marketplace All- Access HMO 30/60/4900	Geisinger Marketplace All- Access HMO 40/80/8400	Geisinger Marketplace All- Access Value
HIOS ID:	22444PA0010045	22444PA0010038	22444PA0010053	22444PA0040080
Metallic Level:	Gold	Silver	Expanded Bronze	Catastrophic
Pricing AV Table 10:	92.5%	79.1%	73.0%	72.1%

Benefit Component	Cost Sharing Value	Cost Sharing Value	Cost Sharing Value	Cost Sharing Value
PCP	0.3%	1.8%	1.9%	0.0%
SPC	0.8%	1.8%	1.8%	0.0%
ER	0.9%	0.0%	0.0%	0.0%
IP (inc MH)	0.0%	0.0%	0.0%	0.0%
OP Facility	0.0%	0.0%	0.0%	0.0%
MRI/CAT/PET	0.0%	0.0%	0.0%	0.0%
OP Surgery	0.0%	0.0%	0.0%	0.0%
Lab	0.0%	0.0%	0.0%	0.0%
Infusion	0.0%	0.0%	0.0%	0.0%
SNF	0.0%	0.0%	0.0%	0.0%
Select Injectibles	0.1%	0.2%	0.1%	0.0%
Pharmacy Deductible	0.5%	0.9%	0.0%	0.0%
Pharmacy Generic Preferred Copay	0.1%	0.3%	0.0%	0.0%
Pharmacy Generic Non-Preferred Copay	1.3%	2.4%	0.0%	0.0%
Pharmacy Brand Preferred Copay	0.0%	0.0%	0.0%	0.0%
Pharmacy Brand Preferred Coinsurance	0.0%	0.0%	0.0%	0.0%
Pharmacy Brand Non-Preferred Copay	0.1%	0.2%	0.0%	0.0%
Pharmacy Brand Non-Preferred Coinsurance	0.0%	0.0%	0.0%	0.0%
Pharmacy Specialty Coinsurance	3.2%	5.9%	0.0%	0.0%
Pharmacy Specialty Maximum	0.0%	0.0%	0.0%	0.0%
Coinsurance	4.1%	7.4%	0.0%	0.0%
Deductible	1.7%	17.5%	23.5%	29.9%
MOOP	-5.5%	-17.4%	-0.3%	0.0%
Out-of-Network	0.0%	0.0%	0.0%	-2.0%
Total Estimated Cost Sharing	7.5%	20.9%	27.0%	27.9%
Pricing AV	92.5%	79.1%	73.0%	72.1%

Company Name Geisinger Health Plan

Market Individual

RATES FOR AGE 21, NON-TOBACCO USER, BY RATING AREA AND COUNTY

02-01-2024 Number of Covered Lives by Rating County					RATING AREA 1								RATING AREA 2	
HIOS Plan ID	Plan Marketing Name	Product	Metal	On/Off Exchange	0	0	0	0	0	0	0	0	28	5
					Crawford	Clarion	Erie	Forest	Mckean	Mercer	Venango	Warren	Elk	Cameron
22444PA0010035	Geisinger Marketplace All-Access HMO 20/50/3250	HMO	Gold	On/Off										
22444PA0010036	Geisinger Marketplace All-Access HMO 20/50/3250	HMO	Gold	On/Off										
22444PA0010038	Geisinger Marketplace All-Access HMO 30/60/4900	HMO	Silver	On/Off										
22444PA0010039	Geisinger Marketplace All-Access HMO 30/60/4900	HMO	Silver	On/Off										
22444PA0010040	Geisinger Marketplace All-Access HMO 30/60/4900	HMO	Silver	On/Off										
22444PA0010042	Geisinger Marketplace All-Access HMO 20/50/3250	HMO	Gold	On/Off										
22444PA0010045	Geisinger Marketplace All-Access Extra HMO 10/50/500	HMO	Gold	On/Off										
22444PA0010053	Geisinger Marketplace All-Access HMO 40/80/8400	HMO	Expanded Bronze	On/Off										
22444PA0010054	Geisinger Marketplace All-Access HMO 40/80/8400	HMO	Expanded Bronze	On/Off										
22444PA0010055	Geisinger Marketplace All-Access HMO 40/80/8400	HMO	Expanded Bronze	On/Off										
22444PA0010063	Geisinger Marketplace All-Access HMO 30/60/5000	HMO	Silver	Off										
22444PA0010064	Geisinger Marketplace All-Access HMO 30/60/5000	HMO	Silver	Off										
22444PA0010065	Geisinger Marketplace All-Access HMO 30/60/5000	HMO	Silver	Off										
22444PA0010082	Geisinger Marketplace All-Access HMO 30/60/3250	HMO	Gold	On/Off									\$517.00	\$517.00
22444PA0010090	Geisinger Marketplace All-Access HMO 30/60/5000	HMO	Silver	Off									\$413.27	\$413.27
22444PA0010098	Geisinger Marketplace All-Access HMO 30/60/4900	HMO	Silver	On/Off									\$576.91	\$576.91
22444PA0010106	Geisinger Marketplace All-Access HMO 40/80/8400	HMO	Expanded Bronze	On/Off									\$368.79	\$368.79
22444PA0010135	Geisinger Marketplace Premier HMO 20/50/3250	HMO	Gold	On/Off										
22444PA0010136	Geisinger Marketplace Premier HMO 30/60/4900	HMO	Silver	On/Off										
22444PA0010137	Geisinger Marketplace Premier HMO 40/80/8400	HMO	Expanded Bronze	On/Off										
22444PA0010138	Geisinger Marketplace Premier HMO 20/50/3250	HMO	Gold	On/Off										
22444PA0010139	Geisinger Marketplace Premier HMO 30/60/4900	HMO	Silver	On/Off										
22444PA0010140	Geisinger Marketplace Premier HMO 40/80/8400	HMO	Expanded Bronze	On/Off										
22444PA0010141	Geisinger Marketplace Premier HMO 20/50/3250	HMO	Gold	On/Off										
22444PA0010142	Geisinger Marketplace Premier HMO 30/60/4900	HMO	Silver	On/Off										
22444PA0010143	Geisinger Marketplace Premier HMO 40/80/8400	HMO	Expanded Bronze	On/Off										
22444PA0010144	Geisinger Marketplace All-Access HMO 25/45/250	HMO	Gold	On/Off									\$534.09	\$534.09
22444PA0010146	Geisinger Marketplace All-Access HMO 25/45/250	HMO	Gold	On/Off										
22444PA0010152	Geisinger Marketplace All-Access HMO 25/45/250	HMO	Gold	On/Off										
22444PA0010153	Geisinger Marketplace All-Access HMO 25/45/250	HMO	Gold	On/Off										
22444PA0010157	Geisinger Marketplace All-Access HMO 25/50/2500	HMO	Gold	On/Off									\$493.27	\$493.27
22444PA0010159	Geisinger Marketplace All-Access HMO 25/50/2500	HMO	Gold	On/Off										
22444PA0010166	Geisinger Marketplace All-Access HMO 25/50/2500	HMO	Gold	On/Off										
22444PA0010167	Geisinger Marketplace All-Access HMO 25/50/2500	HMO	Gold	On/Off										
22444PA0010171	Geisinger Marketplace All-Access HMO 25/50/4000	HMO	Gold	On/Off									\$479.22	\$479.22
22444PA0010173	Geisinger Marketplace All-Access HMO 25/50/4000	HMO	Gold	On/Off										
22444PA0010179	Geisinger Marketplace All-Access HMO 25/50/4000	HMO	Gold	On/Off										
22444PA0010180	Geisinger Marketplace All-Access HMO 25/50/4000	HMO	Gold	On/Off										
22444PA0010197	Geisinger Marketplace All-Access HMO Pharmacy First 8500	HMO	Expanded Bronze	On/Off									\$355.66	\$355.66
22444PA0010200	Geisinger Marketplace All-Access HMO Pharmacy First 8500	HMO	Expanded Bronze	On/Off										
22444PA0010201	Geisinger Marketplace All-Access HMO Pharmacy First 8500	HMO	Expanded Bronze	On/Off										
22444PA0010208	Geisinger Marketplace All-Access HMO Pharmacy First 8500	HMO	Expanded Bronze	On/Off										
22444PA0040080	Geisinger Marketplace All-Access Value	POS	Catastrophic	On/Off										
22444PA0040081	Geisinger Marketplace All-Access Value	POS	Catastrophic	On/Off										
22444PA0040082	Geisinger Marketplace All-Access Value	POS	Catastrophic	On/Off										
22444PA0040085	Geisinger Marketplace All-Access Value	POS	Catastrophic	On/Off									\$319.28	\$319.28

A	B	C	D	E	F	G	H	I	J	K	L	M	N	O	P	Q	R	S	T	
1	Unified Rate Review v6.0																			
2																				
3	Company Legal Name:	Geisinger Health Plan																		
4	HIOS Issuer ID:	22444	State:	PA																
5	Effective Date of Rate Change(s):	1/1/2025	Market:	Individual																
6																				
7																				
8	Market Level Calculations (Same for all Plans)																			
9																				
10																				
11	Section I: Experience Period Data																			
12	Experience Period:	1/1/2023		to	12/31/2023															
13				Total	PMPM															
14	Allowed Claims			\$166,316,690.34			\$892.71													
15	Reinsurance			\$8,247,171.43			\$44.27													
16	Incurred Claims in Experience Period			\$133,012,608.85			\$713.95													
17	Risk Adjustment			\$9,633,117.86			\$51.71													
18	Experience Period Premium			\$137,788,453.31			\$739.58													
19	Experience Period Member Months			186,306																
20																				
21	Section II: Projections																			
22																				
23	Benefit Category	Experience Period Index Rate PMPM	Year 1 Trend			Year 2 Trend			Trended EHB Allowed Claims PMPM											
24	Inpatient Hospital	\$163.64	Cost	1.034	Utilization	1.022	Cost	1.034	Utilization	1.022	\$182.74									
25	Outpatient Hospital	\$372.74	1.068	1.030	1.068	1.030	1.068	1.030	1.068	1.030	\$451.05									
26	Professional	\$155.40	0.989	1.053	0.989	1.053	0.989	1.053	0.989	1.053	\$168.54									
27	Other Medical	\$16.55	0.989	1.032	0.989	1.032	0.989	1.032	0.989	1.032	\$17.24									
28	Capitation	\$0.04	1.001	1.000	1.001	1.000	1.001	1.000	1.001	1.000	\$0.04									
29	Prescription Drug	\$184.34	1.059	1.011	1.059	1.011	1.059	1.011	1.059	1.011	\$211.31									
30	Total	\$892.71									\$1,030.91									
31																				
32	Morbidity Adjustment				1.000															
33	Demographic Shift				1.000															
34	Plan Design Changes				1.000															
35	Other				1.000															
36	Adjusted Trended EHB Allowed Claims PMPM for	1/1/2025			\$1,030.91															
37																				
38	Manual EHB Allowed Claims PMPM				\$1,028.92															
39	Applied Credibility %				0.00%															
40																				
41																				
42	Projected Period Totals																			
43	Projected Index Rate for	1/1/2025			\$1,028.92	\$201,145,628.64														
44	Reinsurance				\$56.89	\$11,121,539.88														
45	Risk Adjustment Payment/Charge				\$86.18	\$16,847,500.56														
46	Exchange User Fees				3.02%	\$5,392,795.38														
47	Market Adjusted Index Rate				\$913.44	\$178,569,383.58														
48	Projected Member Months				195,492															
49																				
50	Information Not Releasable to the Public Unless Authorized by Law: This information has not been publically disclosed and may be privileged and confidential. It is for internal government use only and must not be disseminated, distributed, or copied to persons not authorized to receive the information. Unauthorized disclosure may result in prosecution to the full extent of the law.																			
51																				

To add a product to Worksheet 2 - Plan Product Info, select the Add Product button or Ctrl + Shift + P.
 To add a plan to Worksheet 2 - Plan Product Info, select the Add Plan button or Ctrl + Shift + L.
 To validate, select the Validate button or Ctrl + Shift + I.
 To finalize, select the Finalize button or Ctrl + Shift + F.

Product-Plan Data Collection

To add a product to
To add a plan to Wc
To validate, select ti
To finalize, select th
To remove a produc
To remove a plan, n

Company Legal Name:
HIOS Issuer ID:
Effective Date of Rate Change(s):
Geisinger Health Plan
22444 State: PA
1/1/2025 Market: Individual

Product/Plan Level Calculations

Table with 15 columns (Field #, Product Name, Product ID, Plan Name, Plan ID, Metal, AV Metal Value, Plan Category, Plan Type, Exchange Plan?, Effective Date, Cumulative Rate Change, Product Rate Increase, Submission Level Rate Increase) and 14 rows of data.

Worksheet 1 Totals Table with 15 columns (Section II: Experience Period and Current Plan Level Information) and 21 rows of financial and operational metrics.

Section III: Plan Adjustment Factors Table with 15 columns (Plan ID, Market Adjusted Index Rate, AV and Cost Sharing Design, Provider Network Adjustment, Benefits in Addition to EHB, Administrative Costs, Administrative Expense, Taxes and Fees, Profit & Risk Load, Catastrophic Adjustment, Plan Adjusted Index Rate) and 13 rows of data.

Table with 15 columns (Age Calibration Factor, Geographic Calibration Factor, Tobacco Calibration Factor, Calibrated Plan Adjusted Index Rate) and 4 rows of data.

Section IV: Projected Plan Level Information Table with 15 columns (Plan ID, Allowed Claims, Reinsurance, Member Cost Sharing, Cost Sharing Reduction, Incurred Claims, Risk Adjustment Transfer Amount, Premium, Projected Member Months, Loss Ratio, Per Member Per Month metrics) and 21 rows of data.

Product-Plan Data Collection

Company Legal Name:

HIOS Issuer ID:

Effective Date of Rate Change(s):

Product/Plan Level Calculations

Section I: General Product and Plan Information

Geisinger Health Plan POS				
Product Name	22444PA004			
Product ID	22444PA004			
Plan Name	Geisinger	Geisinger	Geisinger	Geisinger
Plan ID (Standard Component ID)	22444PA0040080	22444PA0040081	22444PA0040082	22444PA0040085
Metal	Catastrophic	Catastrophic	Catastrophic	Catastrophic
AV Metal Value	0.570	0.570	0.570	0.570
Plan Category	Renewing	Renewing	Renewing	Renewing
Plan Type	POS	POS	POS	POS
Exchange Plan?	Yes	Yes	Yes	Yes
Effective Date of Proposed Rates	1/1/2025	1/1/2025	1/1/2025	1/1/2025
Cumulative Rate Change % (over 12 mos prior)	9.67%	9.67%	9.67%	9.67%
Product Rate Increase %	9.67%			
Submission Level Rate Increase %				

Section II: Experience Period and Current Plan Level

Plan ID (Standard Component ID)	22444PA0040080	22444PA0040081	22444PA0040082	22444PA0040085
Allowed Claims	\$43,419	\$12,697	\$1,211	\$1
Reinsurance	\$2,153	\$630	\$60	\$0
Member Cost Sharing	\$28,109	\$7,389	\$892	\$0
Cost Sharing Reduction	\$0	\$0	\$0	\$0
Incurred Claims	\$13,157	\$4,679	\$258	\$1
Risk Adjustment Transfer Amount	\$17,834	\$2,223	\$155	\$620
Premium	\$186,270	\$23,216	\$1,620	\$6,479
Experience Period Member Months	345	43	3	12
Current Enrollment	33	0	2	3
Current Premium PMPM	\$552.48	\$552.48	\$552.48	\$552.48
Loss Ratio	6.45%	18.39%	14.54%	0.01%

Per Member Per Month

Allowed Claims	\$125.85	\$295.28	\$403.51	\$0.05
Reinsurance	\$6.24	\$14.64	\$20.01	\$0.00
Member Cost Sharing	\$81.47	\$171.84	\$297.49	\$0.00
Cost Sharing Reduction	\$0.00	\$0.00	\$0.00	\$0.00
Incurred Claims	\$38.14	\$108.80	\$86.01	\$0.05
Risk Adjustment Transfer Amount	\$51.69	\$51.71	\$51.71	\$51.71
Premium	\$539.91	\$539.91	\$539.91	\$539.91

Section III: Plan Adjustment Factors

Plan ID (Standard Component ID)	22444PA0040080	22444PA0040081	22444PA0040082	22444PA0040085
Market Adjusted Index Rate				
AV and Cost Sharing Design of Plan	0.6632	0.6632	0.6632	0.6632
Provider Network Adjustment	1.0172	1.0172	1.0172	1.0172
Benefits in Addition to EHB	1.0000	1.0000	1.0000	1.0000
Administrative Costs				
Administrative Expense	8.45%	8.45%	8.45%	8.45%
Taxes and Fees	0.06%	0.06%	0.06%	0.06%
Profit & Risk Load	2.00%	2.00%	2.00%	2.00%
Catastrophic Adjustment	0.8800	0.8800	0.8800	0.8800
Plan Adjusted Index Rate	\$605.95	\$605.95	\$605.95	\$605.95

Age Calibration Factor				
Geographic Calibration Factor				
Tobacco Calibration Factor				
Calibrated Plan Adjusted Index Rate	\$319.32	\$319.32	\$319.32	\$319.32

Section IV: Projected Plan Level Information

Plan ID (Standard Component ID)	22444PA0040080	22444PA0040081	22444PA0040082	22444PA0040085
Allowed Claims	\$361,605	\$0	\$21,915	\$32,873
Reinsurance	\$19,395	\$0	\$1,175	\$1,763
Member Cost Sharing	\$30,876	\$0	\$1,871	\$2,807
Cost Sharing Reduction	\$0	\$0	\$0	\$0
Incurred Claims	\$311,333	\$0	\$18,869	\$28,303
Risk Adjustment Transfer Amount	\$29,383	\$0	\$1,781	\$2,671
Premium	\$239,956	\$0	\$14,543	\$21,814
Projected Member Months	396	0	24	36
Loss Ratio	115.59%	#DIV/0!	115.59%	115.59%

Per Member Per Month

Allowed Claims	\$913.14	#DIV/0!	\$913.14	\$913.14
Reinsurance	\$48.98	#DIV/0!	\$48.98	\$48.98
Member Cost Sharing	\$77.97	#DIV/0!	\$77.97	\$77.97
Cost Sharing Reduction	\$0.00	#DIV/0!	\$0.00	\$0.00
Incurred Claims	\$786.19	#DIV/0!	\$786.20	\$786.20
Risk Adjustment Transfer Amount	\$74.20	#DIV/0!	\$74.20	\$74.20
Premium	\$605.95	#DIV/0!	\$605.95	\$605.95

Rating Area Data Collection

*Specify the total number of Rating Areas in your State by selecting the Create Rating Areas button or Ctrl + Shift + R.
Select only the Rating Areas you are offering plans within and add a factor for each area.
To validate, select the Validate button or Ctrl + Shift + I.
To finalize, select the Finalize button or Ctrl + Shift + F.*

Rating Area	Rating Factor
Rating Area 2	1.0000
Rating Area 3	0.9500
Rating Area 5	0.9500
Rating Area 6	1.0000
Rating Area 7	1.2500
Rating Area 9	1.2000

22444PA0010035	Rating Area 9	Tobacco User/Non-Tobacco User	25	622.87	684.91
22444PA0010035	Rating Area 9	Tobacco User/Non-Tobacco User	26	635.28	698.56
22444PA0010035	Rating Area 9	Tobacco User/Non-Tobacco User	27	650.17	715.31
22444PA0010035	Rating Area 9	Tobacco User/Non-Tobacco User	28	674.36	741.99
22444PA0010035	Rating Area 9	Tobacco User/Non-Tobacco User	29	694.22	763.70
22444PA0010035	Rating Area 9	Tobacco User/Non-Tobacco User	30	704.14	774.87
22444PA0010035	Rating Area 9	Tobacco User/Non-Tobacco User	31	719.03	791.00
22444PA0010035	Rating Area 9	Tobacco User/Non-Tobacco User	32	733.92	807.13
22444PA0010035	Rating Area 9	Tobacco User/Non-Tobacco User	33	743.23	817.67
22444PA0010035	Rating Area 9	Tobacco User/Non-Tobacco User	34	753.15	828.22
22444PA0010035	Rating Area 9	Tobacco User/Non-Tobacco User	35	758.12	833.80
22444PA0010035	Rating Area 9	Tobacco User/Non-Tobacco User	36	763.08	839.39
22444PA0010035	Rating Area 9	Tobacco User/Non-Tobacco User	37	768.04	844.97
22444PA0010035	Rating Area 9	Tobacco User/Non-Tobacco User	38	773.01	850.56
22444PA0010035	Rating Area 9	Tobacco User/Non-Tobacco User	39	782.93	861.10
22444PA0010035	Rating Area 9	Tobacco User/Non-Tobacco User	40	792.86	872.27
22444PA0010035	Rating Area 9	Tobacco User/Non-Tobacco User	41	807.75	888.40
22444PA0010035	Rating Area 9	Tobacco User/Non-Tobacco User	42	822.02	904.53
22444PA0010035	Rating Area 9	Tobacco User/Non-Tobacco User	43	841.87	926.24
22444PA0010035	Rating Area 9	Tobacco User/Non-Tobacco User	44	866.69	953.54
22444PA0010035	Rating Area 9	Tobacco User/Non-Tobacco User	45	895.84	985.18
22444PA0010035	Rating Area 9	Tobacco User/Non-Tobacco User	46	930.59	1023.64
22444PA0010035	Rating Area 9	Tobacco User/Non-Tobacco User	47	969.67	1066.45
22444PA0010035	Rating Area 9	Tobacco User/Non-Tobacco User	48	1014.34	1116.08
22444PA0010035	Rating Area 9	Tobacco User/Non-Tobacco User	49	1058.39	1164.47
22444PA0010035	Rating Area 9	Tobacco User/Non-Tobacco User	50	1108.02	1219.07
22444PA0010035	Rating Area 9	Tobacco User/Non-Tobacco User	51	1157.03	1273.04
22444PA0010035	Rating Area 9	Tobacco User/Non-Tobacco User	52	1211.00	1331.98
22444PA0010035	Rating Area 9	Tobacco User/Non-Tobacco User	53	1265.60	1392.16
22444PA0010035	Rating Area 9	Tobacco User/Non-Tobacco User	54	1324.53	1456.68
22444PA0010035	Rating Area 9	Tobacco User/Non-Tobacco User	55	1383.47	1521.82
22444PA0010035	Rating Area 9	Tobacco User/Non-Tobacco User	56	1447.37	1591.92
22444PA0010035	Rating Area 9	Tobacco User/Non-Tobacco User	57	1511.89	1663.27
22444PA0010035	Rating Area 9	Tobacco User/Non-Tobacco User	58	1580.75	1738.95
22444PA0010035	Rating Area 9	Tobacco User/Non-Tobacco User	59	1614.88	1776.18
22444PA0010035	Rating Area 9	Tobacco User/Non-Tobacco User	60	1683.74	1851.87
22444PA0010035	Rating Area 9	Tobacco User/Non-Tobacco User	61	1743.30	1917.63
22444PA0010035	Rating Area 9	Tobacco User/Non-Tobacco User	62	1782.38	1960.43
22444PA0010035	Rating Area 9	Tobacco User/Non-Tobacco User	63	1831.39	2014.41
22444PA0010035	Rating Area 9	Tobacco User/Non-Tobacco User	64 and over	1861.17	2047.29
22444PA0010036	Rating Area 6	Tobacco User/Non-Tobacco User	0-14	395.50	395.50
22444PA0010036	Rating Area 6	Tobacco User/Non-Tobacco User	15	430.65	430.65
22444PA0010036	Rating Area 6	Tobacco User/Non-Tobacco User	16	444.10	444.10
22444PA0010036	Rating Area 6	Tobacco User/Non-Tobacco User	17	457.54	457.54
22444PA0010036	Rating Area 6	Tobacco User/Non-Tobacco User	18	472.01	472.01
22444PA0010036	Rating Area 6	Tobacco User/Non-Tobacco User	19	486.49	486.49
22444PA0010036	Rating Area 6	Tobacco User/Non-Tobacco User	20	501.48	501.48
22444PA0010036	Rating Area 6	Tobacco User/Non-Tobacco User	21	517.00	568.70
22444PA0010036	Rating Area 6	Tobacco User/Non-Tobacco User	22	517.00	568.70
22444PA0010036	Rating Area 6	Tobacco User/Non-Tobacco User	23	517.00	568.70
22444PA0010036	Rating Area 6	Tobacco User/Non-Tobacco User	24	517.00	568.70
22444PA0010036	Rating Area 6	Tobacco User/Non-Tobacco User	25	519.06	570.76
22444PA0010036	Rating Area 6	Tobacco User/Non-Tobacco User	26	529.40	582.13
22444PA0010036	Rating Area 6	Tobacco User/Non-Tobacco User	27	541.81	596.09
22444PA0010036	Rating Area 6	Tobacco User/Non-Tobacco User	28	561.97	618.32
22444PA0010036	Rating Area 6	Tobacco User/Non-Tobacco User	29	578.51	636.42
22444PA0010036	Rating Area 6	Tobacco User/Non-Tobacco User	30	586.79	645.72
22444PA0010036	Rating Area 6	Tobacco User/Non-Tobacco User	31	599.19	659.16
22444PA0010036	Rating Area 6	Tobacco User/Non-Tobacco User	32	611.60	672.61
22444PA0010036	Rating Area 6	Tobacco User/Non-Tobacco User	33	619.36	681.40
22444PA0010036	Rating Area 6	Tobacco User/Non-Tobacco User	34	627.63	690.18
22444PA0010036	Rating Area 6	Tobacco User/Non-Tobacco User	35	631.76	694.84
22444PA0010036	Rating Area 6	Tobacco User/Non-Tobacco User	36	635.90	699.49
22444PA0010036	Rating Area 6	Tobacco User/Non-Tobacco User	37	640.04	704.14
22444PA0010036	Rating Area 6	Tobacco User/Non-Tobacco User	38	644.17	708.80
22444PA0010036	Rating Area 6	Tobacco User/Non-Tobacco User	39	652.44	717.58
22444PA0010036	Rating Area 6	Tobacco User/Non-Tobacco User	40	660.72	726.89
22444PA0010036	Rating Area 6	Tobacco User/Non-Tobacco User	41	673.12	740.33
22444PA0010036	Rating Area 6	Tobacco User/Non-Tobacco User	42	685.01	753.77
22444PA0010036	Rating Area 6	Tobacco User/Non-Tobacco User	43	701.56	771.87
22444PA0010036	Rating Area 6	Tobacco User/Non-Tobacco User	44	722.24	794.62
22444PA0010036	Rating Area 6	Tobacco User/Non-Tobacco User	45	746.54	820.98
22444PA0010036	Rating Area 6	Tobacco User/Non-Tobacco User	46	775.49	853.04
22444PA0010036	Rating Area 6	Tobacco User/Non-Tobacco User	47	808.06	888.71
22444PA0010036	Rating Area 6	Tobacco User/Non-Tobacco User	48	845.28	930.07
22444PA0010036	Rating Area 6	Tobacco User/Non-Tobacco User	49	881.99	970.39
22444PA0010036	Rating Area 6	Tobacco User/Non-Tobacco User	50	923.35	1015.89
22444PA0010036	Rating Area 6	Tobacco User/Non-Tobacco User	51	964.19	1060.87
22444PA0010036	Rating Area 6	Tobacco User/Non-Tobacco User	52	1009.17	1109.98
22444PA0010036	Rating Area 6	Tobacco User/Non-Tobacco User	53	1054.66	1160.13
22444PA0010036	Rating Area 6	Tobacco User/Non-Tobacco User	54	1103.78	1213.90
22444PA0010036	Rating Area 6	Tobacco User/Non-Tobacco User	55	1152.89	1268.18
22444PA0010036	Rating Area 6	Tobacco User/Non-Tobacco User	56	1206.14	1326.60
22444PA0010036	Rating Area 6	Tobacco User/Non-Tobacco User	57	1259.91	1386.06
22444PA0010036	Rating Area 6	Tobacco User/Non-Tobacco User	58	1317.30	1449.13
22444PA0010036	Rating Area 6	Tobacco User/Non-Tobacco User	59	1345.73	1480.15
22444PA0010036	Rating Area 6	Tobacco User/Non-Tobacco User	60	1403.12	1543.22
22444PA0010036	Rating Area 6	Tobacco User/Non-Tobacco User	61	1452.75	1598.02
22444PA0010036	Rating Area 6	Tobacco User/Non-Tobacco User	62	1485.32	1633.69
22444PA0010036	Rating Area 6	Tobacco User/Non-Tobacco User	63	1526.16	1678.67
22444PA0010036	Rating Area 6	Tobacco User/Non-Tobacco User	64 and over	1550.98	1706.07
22444PA0010038	Rating Area 3	Tobacco User/Non-Tobacco User	0-14	419.27	419.27
22444PA0010038	Rating Area 3	Tobacco User/Non-Tobacco User	15	456.54	456.54
22444PA0010038	Rating Area 3	Tobacco User/Non-Tobacco User	16	470.79	470.79
22444PA0010038	Rating Area 3	Tobacco User/Non-Tobacco User	17	485.04	485.04
22444PA0010038	Rating Area 3	Tobacco User/Non-Tobacco User	18	500.38	500.38
22444PA0010038	Rating Area 3	Tobacco User/Non-Tobacco User	19	515.73	515.73
22444PA0010038	Rating Area 3	Tobacco User/Non-Tobacco User	20	531.62	531.62
22444PA0010038	Rating Area 3	Tobacco User/Non-Tobacco User	21	548.07	602.87
22444PA0010038	Rating Area 3	Tobacco User/Non-Tobacco User	22	548.07	602.87
22444PA0010038	Rating Area 3	Tobacco User/Non-Tobacco User	23	548.07	602.87
22444PA0010038	Rating Area 3	Tobacco User/Non-Tobacco User	24	548.07	602.87
22444PA0010038	Rating Area 3	Tobacco User/Non-Tobacco User	25	550.26	605.06
22444PA0010038	Rating Area 3	Tobacco User/Non-Tobacco User	26	561.22	617.12
22444PA0010038	Rating Area 3	Tobacco User/Non-Tobacco User	27	574.37	631.92
22444PA0010038	Rating Area 3	Tobacco User/Non-Tobacco User	28	595.75	655.48
22444PA0010038	Rating Area 3	Tobacco User/Non-Tobacco User	29	613.28	674.67
22444PA0010038	Rating Area 3	Tobacco User/Non-Tobacco User	30	622.05	684.53
22444PA0010038	Rating Area 3	Tobacco User/Non-Tobacco User	31	635.21	698.78
22444PA0010038	Rating Area 3	Tobacco User/Non-Tobacco User	32	648.36	713.03
22444PA0010038	Rating Area 3	Tobacco User/Non-Tobacco User	33	656.58	722.35

22444PA0010038	Rating Area 3	Tobacco User/Non-Tobacco User	34	665.35	731.66
22444PA0010038	Rating Area 3	Tobacco User/Non-Tobacco User	35	669.73	736.60
22444PA0010038	Rating Area 3	Tobacco User/Non-Tobacco User	36	674.12	741.53
22444PA0010038	Rating Area 3	Tobacco User/Non-Tobacco User	37	678.50	746.46
22444PA0010038	Rating Area 3	Tobacco User/Non-Tobacco User	38	682.89	751.40
22444PA0010038	Rating Area 3	Tobacco User/Non-Tobacco User	39	691.66	760.71
22444PA0010038	Rating Area 3	Tobacco User/Non-Tobacco User	40	700.43	770.58
22444PA0010038	Rating Area 3	Tobacco User/Non-Tobacco User	41	713.58	784.83
22444PA0010038	Rating Area 3	Tobacco User/Non-Tobacco User	42	726.18	799.08
22444PA0010038	Rating Area 3	Tobacco User/Non-Tobacco User	43	743.72	818.26
22444PA0010038	Rating Area 3	Tobacco User/Non-Tobacco User	44	765.64	842.37
22444PA0010038	Rating Area 3	Tobacco User/Non-Tobacco User	45	791.40	870.32
22444PA0010038	Rating Area 3	Tobacco User/Non-Tobacco User	46	822.10	904.30
22444PA0010038	Rating Area 3	Tobacco User/Non-Tobacco User	47	856.62	942.12
22444PA0010038	Rating Area 3	Tobacco User/Non-Tobacco User	48	896.08	985.97
22444PA0010038	Rating Area 3	Tobacco User/Non-Tobacco User	49	935.00	1028.72
22444PA0010038	Rating Area 3	Tobacco User/Non-Tobacco User	50	978.84	1076.94
22444PA0010038	Rating Area 3	Tobacco User/Non-Tobacco User	51	1022.14	1124.63
22444PA0010038	Rating Area 3	Tobacco User/Non-Tobacco User	52	1069.82	1176.69
22444PA0010038	Rating Area 3	Tobacco User/Non-Tobacco User	53	1118.05	1229.85
22444PA0010038	Rating Area 3	Tobacco User/Non-Tobacco User	54	1170.12	1286.85
22444PA0010038	Rating Area 3	Tobacco User/Non-Tobacco User	55	1222.18	1344.40
22444PA0010038	Rating Area 3	Tobacco User/Non-Tobacco User	56	1278.63	1406.33
22444PA0010038	Rating Area 3	Tobacco User/Non-Tobacco User	57	1335.63	1469.36
22444PA0010038	Rating Area 3	Tobacco User/Non-Tobacco User	58	1396.47	1536.22
22444PA0010038	Rating Area 3	Tobacco User/Non-Tobacco User	59	1426.61	1569.11
22444PA0010038	Rating Area 3	Tobacco User/Non-Tobacco User	60	1487.44	1635.97
22444PA0010038	Rating Area 3	Tobacco User/Non-Tobacco User	61	1540.06	1694.06
22444PA0010038	Rating Area 3	Tobacco User/Non-Tobacco User	62	1574.59	1731.88
22444PA0010038	Rating Area 3	Tobacco User/Non-Tobacco User	63	1617.88	1779.56
22444PA0010038	Rating Area 3	Tobacco User/Non-Tobacco User	64 and over	1644.19	1808.61
22444PA0010038	Rating Area 6	Tobacco User/Non-Tobacco User	0-14	441.34	441.34
22444PA0010038	Rating Area 6	Tobacco User/Non-Tobacco User	15	480.57	480.57
22444PA0010038	Rating Area 6	Tobacco User/Non-Tobacco User	16	495.56	495.56
22444PA0010038	Rating Area 6	Tobacco User/Non-Tobacco User	17	510.56	510.56
22444PA0010038	Rating Area 6	Tobacco User/Non-Tobacco User	18	526.72	526.72
22444PA0010038	Rating Area 6	Tobacco User/Non-Tobacco User	19	542.87	542.87
22444PA0010038	Rating Area 6	Tobacco User/Non-Tobacco User	20	559.60	559.60
22444PA0010038	Rating Area 6	Tobacco User/Non-Tobacco User	21	576.91	634.60
22444PA0010038	Rating Area 6	Tobacco User/Non-Tobacco User	22	576.91	634.60
22444PA0010038	Rating Area 6	Tobacco User/Non-Tobacco User	23	576.91	634.60
22444PA0010038	Rating Area 6	Tobacco User/Non-Tobacco User	24	576.91	634.60
22444PA0010038	Rating Area 6	Tobacco User/Non-Tobacco User	25	579.22	636.91
22444PA0010038	Rating Area 6	Tobacco User/Non-Tobacco User	26	590.75	649.60
22444PA0010038	Rating Area 6	Tobacco User/Non-Tobacco User	27	604.60	665.18
22444PA0010038	Rating Area 6	Tobacco User/Non-Tobacco User	28	627.10	689.98
22444PA0010038	Rating Area 6	Tobacco User/Non-Tobacco User	29	645.56	710.17
22444PA0010038	Rating Area 6	Tobacco User/Non-Tobacco User	30	654.79	720.56
22444PA0010038	Rating Area 6	Tobacco User/Non-Tobacco User	31	668.64	735.56
22444PA0010038	Rating Area 6	Tobacco User/Non-Tobacco User	32	682.48	750.56
22444PA0010038	Rating Area 6	Tobacco User/Non-Tobacco User	33	691.14	760.37
22444PA0010038	Rating Area 6	Tobacco User/Non-Tobacco User	34	700.37	770.17
22444PA0010038	Rating Area 6	Tobacco User/Non-Tobacco User	35	704.98	775.37
22444PA0010038	Rating Area 6	Tobacco User/Non-Tobacco User	36	709.60	780.56
22444PA0010038	Rating Area 6	Tobacco User/Non-Tobacco User	37	714.21	785.75
22444PA0010038	Rating Area 6	Tobacco User/Non-Tobacco User	38	718.83	790.94
22444PA0010038	Rating Area 6	Tobacco User/Non-Tobacco User	39	728.06	800.75
22444PA0010038	Rating Area 6	Tobacco User/Non-Tobacco User	40	737.29	811.13
22444PA0010038	Rating Area 6	Tobacco User/Non-Tobacco User	41	751.14	826.13
22444PA0010038	Rating Area 6	Tobacco User/Non-Tobacco User	42	764.40	841.13
22444PA0010038	Rating Area 6	Tobacco User/Non-Tobacco User	43	782.87	861.33
22444PA0010038	Rating Area 6	Tobacco User/Non-Tobacco User	44	805.94	886.71
22444PA0010038	Rating Area 6	Tobacco User/Non-Tobacco User	45	833.06	916.13
22444PA0010038	Rating Area 6	Tobacco User/Non-Tobacco User	46	865.36	951.90
22444PA0010038	Rating Area 6	Tobacco User/Non-Tobacco User	47	901.71	991.71
22444PA0010038	Rating Area 6	Tobacco User/Non-Tobacco User	48	943.25	1037.86

22444PA0010038	Rating Area 6	Tobacco User/Non-Tobacco User	49	984.21	1082.86
22444PA0010038	Rating Area 6	Tobacco User/Non-Tobacco User	50	1030.36	1133.63
22444PA0010038	Rating Area 6	Tobacco User/Non-Tobacco User	51	1075.94	1183.82
22444PA0010038	Rating Area 6	Tobacco User/Non-Tobacco User	52	1126.13	1238.62
22444PA0010038	Rating Area 6	Tobacco User/Non-Tobacco User	53	1176.89	1294.58
22444PA0010038	Rating Area 6	Tobacco User/Non-Tobacco User	54	1231.70	1354.58
22444PA0010038	Rating Area 6	Tobacco User/Non-Tobacco User	55	1286.51	1415.16
22444PA0010038	Rating Area 6	Tobacco User/Non-Tobacco User	56	1345.93	1480.35
22444PA0010038	Rating Area 6	Tobacco User/Non-Tobacco User	57	1405.93	1546.69
22444PA0010038	Rating Area 6	Tobacco User/Non-Tobacco User	58	1469.96	1617.08
22444PA0010038	Rating Area 6	Tobacco User/Non-Tobacco User	59	1501.69	1651.69
22444PA0010038	Rating Area 6	Tobacco User/Non-Tobacco User	60	1565.73	1722.07
22444PA0010038	Rating Area 6	Tobacco User/Non-Tobacco User	61	1621.11	1783.23
22444PA0010038	Rating Area 6	Tobacco User/Non-Tobacco User	62	1657.46	1823.03
22444PA0010038	Rating Area 6	Tobacco User/Non-Tobacco User	63	1703.04	1873.22
22444PA0010038	Rating Area 6	Tobacco User/Non-Tobacco User	64 and over	1730.73	1903.80
22444PA0010038	Rating Area 9	Tobacco User/Non-Tobacco User	0-14	529.60	529.60
22444PA0010038	Rating Area 9	Tobacco User/Non-Tobacco User	15	576.68	576.68
22444PA0010038	Rating Area 9	Tobacco User/Non-Tobacco User	16	594.68	594.68
22444PA0010038	Rating Area 9	Tobacco User/Non-Tobacco User	17	612.68	612.68
22444PA0010038	Rating Area 9	Tobacco User/Non-Tobacco User	18	632.06	632.06
22444PA0010038	Rating Area 9	Tobacco User/Non-Tobacco User	19	651.45	651.45
22444PA0010038	Rating Area 9	Tobacco User/Non-Tobacco User	20	671.52	671.52
22444PA0010038	Rating Area 9	Tobacco User/Non-Tobacco User	21	692.30	761.52
22444PA0010038	Rating Area 9	Tobacco User/Non-Tobacco User	22	692.30	761.52
22444PA0010038	Rating Area 9	Tobacco User/Non-Tobacco User	23	692.30	761.52
22444PA0010038	Rating Area 9	Tobacco User/Non-Tobacco User	24	692.30	761.52
22444PA0010038	Rating Area 9	Tobacco User/Non-Tobacco User	25	695.06	764.29
22444PA0010038	Rating Area 9	Tobacco User/Non-Tobacco User	26	708.91	779.52
22444PA0010038	Rating Area 9	Tobacco User/Non-Tobacco User	27	725.52	798.21
22444PA0010038	Rating Area 9	Tobacco User/Non-Tobacco User	28	752.52	827.98
22444PA0010038	Rating Area 9	Tobacco User/Non-Tobacco User	29	774.67	852.21
22444PA0010038	Rating Area 9	Tobacco User/Non-Tobacco User	30	785.75	864.67
22444PA0010038	Rating Area 9	Tobacco User/Non-Tobacco User	31	802.37	882.67
22444PA0010038	Rating Area 9	Tobacco User/Non-Tobacco User	32	818.98	900.67
22444PA0010038	Rating Area 9	Tobacco User/Non-Tobacco User	33	829.36	912.44
22444PA0010038	Rating Area 9	Tobacco User/Non-Tobacco User	34	840.44	924.21
22444PA0010038	Rating Area 9	Tobacco User/Non-Tobacco User	35	845.98	930.44
22444PA0010038	Rating Area 9	Tobacco User/Non-Tobacco User	36	851.52	936.67
22444PA0010038	Rating Area 9	Tobacco User/Non-Tobacco User	37	857.06	942.90
22444PA0010038	Rating Area 9	Tobacco User/Non-Tobacco User	38	862.59	949.13
22444PA0010038	Rating Area 9	Tobacco User/Non-Tobacco User	39	873.67	960.90
22444PA0010038	Rating Area 9	Tobacco User/Non-Tobacco User	40	884.75	973.36
22444PA0010038	Rating Area 9	Tobacco User/Non-Tobacco User	41	901.36	991.36
22444PA0010038	Rating Area 9	Tobacco User/Non-Tobacco User	42	917.29	1009.36
22444PA0010038	Rating Area 9	Tobacco User/Non-Tobacco User	43	939.44	1033.59
22444PA0010038	Rating Area 9	Tobacco User/Non-Tobacco User	44	967.13	1064.05
22444PA0010038	Rating Area 9	Tobacco User/Non-Tobacco User	45	999.67	1099.36
22444PA0010038	Rating Area 9	Tobacco User/Non-Tobacco User	46	1038.44	1142.28
22444PA0010038	Rating Area 9	Tobacco User/Non-Tobacco User	47	1082.05	1190.05
22444PA0010038	Rating Area 9	Tobacco User/Non-Tobacco User	48	1131.90	1245.43
22444PA0010038	Rating Area 9	Tobacco User/Non-Tobacco User	49	1181.05	1299.43
22444PA0010038	Rating Area 9	Tobacco User/Non-Tobacco User	50	1236.43	1360.35
22444PA0010038	Rating Area 9	Tobacco User/Non-Tobacco User	51	1291.12	1420.58
22444PA0010038	Rating Area 9	Tobacco User/Non-Tobacco User	52	1351.35	1486.35
22444PA0010038	Rating Area 9	Tobacco User/Non-Tobacco User	53	1412.27	1553.50
22444PA0010038	Rating Area 9	Tobacco User/Non-Tobacco User	54	1478.04	1625.50
22444PA0010038	Rating Area 9	Tobacco User/Non-Tobacco User	55	1543.81	1698.19
22444PA0010038	Rating Area 9	Tobacco User/Non-Tobacco User	56	1615.11	1776.42
22444PA0010038	Rating Area 9	Tobacco User/Non-Tobacco User	57	1687.11	1856.03
22444PA0010038	Rating Area 9	Tobacco User/Non-Tobacco User	58	1763.96	1940.49
22444PA0010038	Rating Area 9	Tobacco User/Non-Tobacco User	59	1802.03	1982.03
22444PA0010038	Rating Area 9	Tobacco User/Non-Tobacco User	60	1878.88	2066.49
22444PA0010038	Rating Area 9	Tobacco User/Non-Tobacco User	61	1945.34	2139.87
22444PA0010038	Rating Area 9	Tobacco User/Non-Tobacco User	62	1988.95	2187.64
22444PA0010038	Rating Area 9	Tobacco User/Non-Tobacco User	63	2043.64	2247.87

22444PA0010039	Rating Area 9	Tobacco User/Non-Tobacco User	64 and over	2076.87	2284.56
22444PA0010039	Rating Area 7	Tobacco User/Non-Tobacco User	0-14	551.67	551.67
22444PA0010039	Rating Area 7	Tobacco User/Non-Tobacco User	15	600.71	600.71
22444PA0010039	Rating Area 7	Tobacco User/Non-Tobacco User	16	619.46	619.46
22444PA0010039	Rating Area 7	Tobacco User/Non-Tobacco User	17	638.21	638.21
22444PA0010039	Rating Area 7	Tobacco User/Non-Tobacco User	18	658.40	658.40
22444PA0010039	Rating Area 7	Tobacco User/Non-Tobacco User	19	678.59	678.59
22444PA0010039	Rating Area 7	Tobacco User/Non-Tobacco User	20	699.50	699.50
22444PA0010039	Rating Area 7	Tobacco User/Non-Tobacco User	21	721.14	793.25
22444PA0010039	Rating Area 7	Tobacco User/Non-Tobacco User	22	721.14	793.25
22444PA0010039	Rating Area 7	Tobacco User/Non-Tobacco User	23	721.14	793.25
22444PA0010039	Rating Area 7	Tobacco User/Non-Tobacco User	24	721.14	793.25
22444PA0010039	Rating Area 7	Tobacco User/Non-Tobacco User	25	724.02	796.13
22444PA0010039	Rating Area 7	Tobacco User/Non-Tobacco User	26	738.44	812.00
22444PA0010039	Rating Area 7	Tobacco User/Non-Tobacco User	27	755.75	831.47
22444PA0010039	Rating Area 7	Tobacco User/Non-Tobacco User	28	783.88	862.48
22444PA0010039	Rating Area 7	Tobacco User/Non-Tobacco User	29	806.95	887.72
22444PA0010039	Rating Area 7	Tobacco User/Non-Tobacco User	30	818.49	900.70
22444PA0010039	Rating Area 7	Tobacco User/Non-Tobacco User	31	835.80	919.45
22444PA0010039	Rating Area 7	Tobacco User/Non-Tobacco User	32	853.10	938.20
22444PA0010039	Rating Area 7	Tobacco User/Non-Tobacco User	33	863.92	950.46
22444PA0010039	Rating Area 7	Tobacco User/Non-Tobacco User	34	875.46	962.72
22444PA0010039	Rating Area 7	Tobacco User/Non-Tobacco User	35	881.23	969.21
22444PA0010039	Rating Area 7	Tobacco User/Non-Tobacco User	36	887.00	975.70
22444PA0010039	Rating Area 7	Tobacco User/Non-Tobacco User	37	892.77	982.19
22444PA0010039	Rating Area 7	Tobacco User/Non-Tobacco User	38	898.54	988.68
22444PA0010039	Rating Area 7	Tobacco User/Non-Tobacco User	39	910.07	1000.94
22444PA0010039	Rating Area 7	Tobacco User/Non-Tobacco User	40	921.61	1013.92
22444PA0010039	Rating Area 7	Tobacco User/Non-Tobacco User	41	938.92	1032.67
22444PA0010039	Rating Area 7	Tobacco User/Non-Tobacco User	42	955.51	1051.42
22444PA0010039	Rating Area 7	Tobacco User/Non-Tobacco User	43	978.58	1076.66
22444PA0010039	Rating Area 7	Tobacco User/Non-Tobacco User	44	1007.43	1108.39
22444PA0010039	Rating Area 7	Tobacco User/Non-Tobacco User	45	1041.32	1145.16
22444PA0010039	Rating Area 7	Tobacco User/Non-Tobacco User	46	1081.70	1189.87
22444PA0010039	Rating Area 7	Tobacco User/Non-Tobacco User	47	1127.14	1239.63
22444PA0010039	Rating Area 7	Tobacco User/Non-Tobacco User	48	1179.06	1297.32
22444PA0010039	Rating Area 7	Tobacco User/Non-Tobacco User	49	1230.26	1353.57
22444PA0010039	Rating Area 7	Tobacco User/Non-Tobacco User	50	1287.95	1417.03
22444PA0010039	Rating Area 7	Tobacco User/Non-Tobacco User	51	1344.92	1479.77
22444PA0010039	Rating Area 7	Tobacco User/Non-Tobacco User	52	1407.66	1548.28
22444PA0010039	Rating Area 7	Tobacco User/Non-Tobacco User	53	1471.12	1618.23
22444PA0010039	Rating Area 7	Tobacco User/Non-Tobacco User	54	1539.63	1693.23
22444PA0010039	Rating Area 7	Tobacco User/Non-Tobacco User	55	1608.13	1768.95
22444PA0010039	Rating Area 7	Tobacco User/Non-Tobacco User	56	1682.41	1850.44
22444PA0010039	Rating Area 7	Tobacco User/Non-Tobacco User	57	1757.41	1933.37
22444PA0010039	Rating Area 7	Tobacco User/Non-Tobacco User	58	1837.46	2021.34
22444PA0010039	Rating Area 7	Tobacco User/Non-Tobacco User	59	1877.12	2064.61
22444PA0010039	Rating Area 7	Tobacco User/Non-Tobacco User	60	1957.16	2152.59
22444PA0010039	Rating Area 7	Tobacco User/Non-Tobacco User	61	2026.39	2229.03
22444PA0010039	Rating Area 7	Tobacco User/Non-Tobacco User	62	2071.82	2278.79
22444PA0010039	Rating Area 7	Tobacco User/Non-Tobacco User	63	2128.79	2341.53
22444PA0010039	Rating Area 7	Tobacco User/Non-Tobacco User	64 and over	2163.41	2379.75
22444PA0010039	Rating Area 9	Tobacco User/Non-Tobacco User	0-14	529.60	529.60
22444PA0010039	Rating Area 9	Tobacco User/Non-Tobacco User	15	576.68	576.68
22444PA0010039	Rating Area 9	Tobacco User/Non-Tobacco User	16	594.68	594.68
22444PA0010039	Rating Area 9	Tobacco User/Non-Tobacco User	17	612.68	612.68
22444PA0010039	Rating Area 9	Tobacco User/Non-Tobacco User	18	632.06	632.06
22444PA0010039	Rating Area 9	Tobacco User/Non-Tobacco User	19	651.45	651.45
22444PA0010039	Rating Area 9	Tobacco User/Non-Tobacco User	20	671.52	671.52
22444PA0010039	Rating Area 9	Tobacco User/Non-Tobacco User	21	692.30	761.52
22444PA0010039	Rating Area 9	Tobacco User/Non-Tobacco User	22	692.30	761.52
22444PA0010039	Rating Area 9	Tobacco User/Non-Tobacco User	23	692.30	761.52
22444PA0010039	Rating Area 9	Tobacco User/Non-Tobacco User	24	692.30	761.52
22444PA0010039	Rating Area 9	Tobacco User/Non-Tobacco User	25	695.06	764.29
22444PA0010039	Rating Area 9	Tobacco User/Non-Tobacco User	26	708.91	779.52
22444PA0010039	Rating Area 9	Tobacco User/Non-Tobacco User	27	725.52	798.21

22444PA0010039	Rating Area 9	Tobacco User/Non-Tobacco User	28	752.52	827.98
22444PA0010039	Rating Area 9	Tobacco User/Non-Tobacco User	29	774.67	852.21
22444PA0010039	Rating Area 9	Tobacco User/Non-Tobacco User	30	785.75	864.67
22444PA0010039	Rating Area 9	Tobacco User/Non-Tobacco User	31	802.37	882.67
22444PA0010039	Rating Area 9	Tobacco User/Non-Tobacco User	32	818.98	900.67
22444PA0010039	Rating Area 9	Tobacco User/Non-Tobacco User	33	829.36	912.44
22444PA0010039	Rating Area 9	Tobacco User/Non-Tobacco User	34	840.44	924.21
22444PA0010039	Rating Area 9	Tobacco User/Non-Tobacco User	35	845.98	930.44
22444PA0010039	Rating Area 9	Tobacco User/Non-Tobacco User	36	851.52	936.67
22444PA0010039	Rating Area 9	Tobacco User/Non-Tobacco User	37	857.06	942.90
22444PA0010039	Rating Area 9	Tobacco User/Non-Tobacco User	38	862.59	949.13
22444PA0010039	Rating Area 9	Tobacco User/Non-Tobacco User	39	873.67	960.90
22444PA0010039	Rating Area 9	Tobacco User/Non-Tobacco User	40	884.75	973.36
22444PA0010039	Rating Area 9	Tobacco User/Non-Tobacco User	41	901.36	991.36
22444PA0010039	Rating Area 9	Tobacco User/Non-Tobacco User	42	917.29	1009.36
22444PA0010039	Rating Area 9	Tobacco User/Non-Tobacco User	43	939.44	1033.59
22444PA0010039	Rating Area 9	Tobacco User/Non-Tobacco User	44	967.13	1064.05
22444PA0010039	Rating Area 9	Tobacco User/Non-Tobacco User	45	999.67	1099.36
22444PA0010039	Rating Area 9	Tobacco User/Non-Tobacco User	46	1038.44	1142.28
22444PA0010039	Rating Area 9	Tobacco User/Non-Tobacco User	47	1082.05	1190.05
22444PA0010039	Rating Area 9	Tobacco User/Non-Tobacco User	48	1131.90	1245.43
22444PA0010039	Rating Area 9	Tobacco User/Non-Tobacco User	49	1181.05	1299.43
22444PA0010039	Rating Area 9	Tobacco User/Non-Tobacco User	50	1236.43	1360.35
22444PA0010039	Rating Area 9	Tobacco User/Non-Tobacco User	51	1291.12	1420.58
22444PA0010039	Rating Area 9	Tobacco User/Non-Tobacco User	52	1351.35	1486.35
22444PA0010039	Rating Area 9	Tobacco User/Non-Tobacco User	53	1412.27	1553.50
22444PA0010039	Rating Area 9	Tobacco User/Non-Tobacco User	54	1478.04	1625.50
22444PA0010039	Rating Area 9	Tobacco User/Non-Tobacco User	55	1543.81	1698.19
22444PA0010039	Rating Area 9	Tobacco User/Non-Tobacco User	56	1615.11	1776.42
22444PA0010039	Rating Area 9	Tobacco User/Non-Tobacco User	57	1687.11	1856.03
22444PA0010039	Rating Area 9	Tobacco User/Non-Tobacco User	58	1763.96	1940.49
22444PA0010039	Rating Area 9	Tobacco User/Non-Tobacco User	59	1802.03	1982.03
22444PA0010039	Rating Area 9	Tobacco User/Non-Tobacco User	60	1878.88	2066.49
22444PA0010039	Rating Area 9	Tobacco User/Non-Tobacco User	61	1945.34	2139.87
22444PA0010039	Rating Area 9	Tobacco User/Non-Tobacco User	62	1988.95	2187.64
22444PA0010039	Rating Area 9	Tobacco User/Non-Tobacco User	63	2043.64	2247.87
22444PA0010039	Rating Area 9	Tobacco User/Non-Tobacco User	64 and over	2076.87	2284.56
22444PA0010040	Rating Area 6	Tobacco User/Non-Tobacco User	0-14	441.34	441.34
22444PA0010040	Rating Area 6	Tobacco User/Non-Tobacco User	15	480.57	480.57
22444PA0010040	Rating Area 6	Tobacco User/Non-Tobacco User	16	495.56	495.56
22444PA0010040	Rating Area 6	Tobacco User/Non-Tobacco User	17	510.56	510.56
22444PA0010040	Rating Area 6	Tobacco User/Non-Tobacco User	18	526.72	526.72
22444PA0010040	Rating Area 6	Tobacco User/Non-Tobacco User	19	542.87	542.87
22444PA0010040	Rating Area 6	Tobacco User/Non-Tobacco User	20	559.60	559.60
22444PA0010040	Rating Area 6	Tobacco User/Non-Tobacco User	21	576.91	634.60
22444PA0010040	Rating Area 6	Tobacco User/Non-Tobacco User	22	576.91	634.60
22444PA0010040	Rating Area 6	Tobacco User/Non-Tobacco User	23	576.91	634.60
22444PA0010040	Rating Area 6	Tobacco User/Non-Tobacco User	24	576.91	634.60
22444PA0010040	Rating Area 6	Tobacco User/Non-Tobacco User	25	579.22	636.91
22444PA0010040	Rating Area 6	Tobacco User/Non-Tobacco User	26	590.75	649.60
22444PA0010040	Rating Area 6	Tobacco User/Non-Tobacco User	27	604.60	665.18
22444PA0010040	Rating Area 6	Tobacco User/Non-Tobacco User	28	627.10	689.98
22444PA0010040	Rating Area 6	Tobacco User/Non-Tobacco User	29	645.56	710.17
22444PA0010040	Rating Area 6	Tobacco User/Non-Tobacco User	30	654.79	720.56
22444PA0010040	Rating Area 6	Tobacco User/Non-Tobacco User	31	668.64	735.56
22444PA0010040	Rating Area 6	Tobacco User/Non-Tobacco User	32	682.48	750.56
22444PA0010040	Rating Area 6	Tobacco User/Non-Tobacco User	33	691.14	760.37
22444PA0010040	Rating Area 6	Tobacco User/Non-Tobacco User	34	700.37	770.17
22444PA0010040	Rating Area 6	Tobacco User/Non-Tobacco User	35	704.98	775.37
22444PA0010040	Rating Area 6	Tobacco User/Non-Tobacco User	36	709.60	780.56
22444PA0010040	Rating Area 6	Tobacco User/Non-Tobacco User	37	714.21	785.75
22444PA0010040	Rating Area 6	Tobacco User/Non-Tobacco User	38	718.83	790.94
22444PA0010040	Rating Area 6	Tobacco User/Non-Tobacco User	39	728.06	800.75
22444PA0010040	Rating Area 6	Tobacco User/Non-Tobacco User	40	737.29	811.13
22444PA0010040	Rating Area 6	Tobacco User/Non-Tobacco User	41	751.14	826.13
22444PA0010040	Rating Area 6	Tobacco User/Non-Tobacco User	42	764.40	841.13

22444PA0010040	Rating Area 6	Tobacco User/Non-Tobacco User	43	782.87	861.33
22444PA0010040	Rating Area 6	Tobacco User/Non-Tobacco User	44	805.94	886.71
22444PA0010040	Rating Area 6	Tobacco User/Non-Tobacco User	45	833.06	916.13
22444PA0010040	Rating Area 6	Tobacco User/Non-Tobacco User	46	865.36	951.90
22444PA0010040	Rating Area 6	Tobacco User/Non-Tobacco User	47	901.71	991.71
22444PA0010040	Rating Area 6	Tobacco User/Non-Tobacco User	48	943.25	1037.86
22444PA0010040	Rating Area 6	Tobacco User/Non-Tobacco User	49	984.21	1082.86
22444PA0010040	Rating Area 6	Tobacco User/Non-Tobacco User	50	1030.36	1133.63
22444PA0010040	Rating Area 6	Tobacco User/Non-Tobacco User	51	1075.94	1183.82
22444PA0010040	Rating Area 6	Tobacco User/Non-Tobacco User	52	1126.13	1238.62
22444PA0010040	Rating Area 6	Tobacco User/Non-Tobacco User	53	1176.89	1294.58
22444PA0010040	Rating Area 6	Tobacco User/Non-Tobacco User	54	1231.70	1354.58
22444PA0010040	Rating Area 6	Tobacco User/Non-Tobacco User	55	1286.51	1415.16
22444PA0010040	Rating Area 6	Tobacco User/Non-Tobacco User	56	1345.93	1480.35
22444PA0010040	Rating Area 6	Tobacco User/Non-Tobacco User	57	1405.93	1546.69
22444PA0010040	Rating Area 6	Tobacco User/Non-Tobacco User	58	1469.96	1617.08
22444PA0010040	Rating Area 6	Tobacco User/Non-Tobacco User	59	1501.69	1651.69
22444PA0010040	Rating Area 6	Tobacco User/Non-Tobacco User	60	1565.73	1722.07
22444PA0010040	Rating Area 6	Tobacco User/Non-Tobacco User	61	1621.11	1783.23
22444PA0010040	Rating Area 6	Tobacco User/Non-Tobacco User	62	1657.46	1823.03
22444PA0010040	Rating Area 6	Tobacco User/Non-Tobacco User	63	1703.04	1873.22
22444PA0010040	Rating Area 6	Tobacco User/Non-Tobacco User	64 and over	1730.73	1903.80
22444PA0010042	Rating Area 7	Tobacco User/Non-Tobacco User	0-14	494.37	494.37
22444PA0010042	Rating Area 7	Tobacco User/Non-Tobacco User	15	538.32	538.32
22444PA0010042	Rating Area 7	Tobacco User/Non-Tobacco User	16	555.12	555.12
22444PA0010042	Rating Area 7	Tobacco User/Non-Tobacco User	17	571.92	571.92
22444PA0010042	Rating Area 7	Tobacco User/Non-Tobacco User	18	590.02	590.02
22444PA0010042	Rating Area 7	Tobacco User/Non-Tobacco User	19	608.11	608.11
22444PA0010042	Rating Area 7	Tobacco User/Non-Tobacco User	20	626.85	626.85
22444PA0010042	Rating Area 7	Tobacco User/Non-Tobacco User	21	646.24	710.87
22444PA0010042	Rating Area 7	Tobacco User/Non-Tobacco User	22	646.24	710.87
22444PA0010042	Rating Area 7	Tobacco User/Non-Tobacco User	23	646.24	710.87
22444PA0010042	Rating Area 7	Tobacco User/Non-Tobacco User	24	646.24	710.87
22444PA0010042	Rating Area 7	Tobacco User/Non-Tobacco User	25	648.82	713.45
22444PA0010042	Rating Area 7	Tobacco User/Non-Tobacco User	26	661.75	727.67
22444PA0010042	Rating Area 7	Tobacco User/Non-Tobacco User	27	677.26	745.11
22444PA0010042	Rating Area 7	Tobacco User/Non-Tobacco User	28	702.46	772.90
22444PA0010042	Rating Area 7	Tobacco User/Non-Tobacco User	29	723.14	795.52
22444PA0010042	Rating Area 7	Tobacco User/Non-Tobacco User	30	733.48	807.15
22444PA0010042	Rating Area 7	Tobacco User/Non-Tobacco User	31	748.99	823.96
22444PA0010042	Rating Area 7	Tobacco User/Non-Tobacco User	32	764.50	840.76
22444PA0010042	Rating Area 7	Tobacco User/Non-Tobacco User	33	774.20	851.74
22444PA0010042	Rating Area 7	Tobacco User/Non-Tobacco User	34	784.54	862.73
22444PA0010042	Rating Area 7	Tobacco User/Non-Tobacco User	35	789.71	868.55
22444PA0010042	Rating Area 7	Tobacco User/Non-Tobacco User	36	794.88	874.36
22444PA0010042	Rating Area 7	Tobacco User/Non-Tobacco User	37	800.05	880.18
22444PA0010042	Rating Area 7	Tobacco User/Non-Tobacco User	38	805.22	886.00
22444PA0010042	Rating Area 7	Tobacco User/Non-Tobacco User	39	815.55	896.98
22444PA0010042	Rating Area 7	Tobacco User/Non-Tobacco User	40	825.89	908.61
22444PA0010042	Rating Area 7	Tobacco User/Non-Tobacco User	41	841.40	925.42
22444PA0010042	Rating Area 7	Tobacco User/Non-Tobacco User	42	856.27	942.22
22444PA0010042	Rating Area 7	Tobacco User/Non-Tobacco User	43	876.95	964.84
22444PA0010042	Rating Area 7	Tobacco User/Non-Tobacco User	44	902.80	993.27
22444PA0010042	Rating Area 7	Tobacco User/Non-Tobacco User	45	933.17	1026.23
22444PA0010042	Rating Area 7	Tobacco User/Non-Tobacco User	46	969.36	1066.30
22444PA0010042	Rating Area 7	Tobacco User/Non-Tobacco User	47	1010.07	1110.89
22444PA0010042	Rating Area 7	Tobacco User/Non-Tobacco User	48	1056.60	1162.59
22444PA0010042	Rating Area 7	Tobacco User/Non-Tobacco User	49	1102.49	1212.99
22444PA0010042	Rating Area 7	Tobacco User/Non-Tobacco User	50	1154.18	1269.86
22444PA0010042	Rating Area 7	Tobacco User/Non-Tobacco User	51	1205.24	1326.08
22444PA0010042	Rating Area 7	Tobacco User/Non-Tobacco User	52	1261.46	1387.48
22444PA0010042	Rating Area 7	Tobacco User/Non-Tobacco User	53	1318.33	1450.16
22444PA0010042	Rating Area 7	Tobacco User/Non-Tobacco User	54	1379.72	1517.37
22444PA0010042	Rating Area 7	Tobacco User/Non-Tobacco User	55	1441.12	1585.23
22444PA0010042	Rating Area 7	Tobacco User/Non-Tobacco User	56	1507.68	1658.25
22444PA0010042	Rating Area 7	Tobacco User/Non-Tobacco User	57	1574.89	1732.57

22444PA0010042	Rating Area 7	Tobacco User/Non-Tobacco User	58	1646.62	1811.41
22444PA0010042	Rating Area 7	Tobacco User/Non-Tobacco User	59	1682.16	1850.19
22444PA0010042	Rating Area 7	Tobacco User/Non-Tobacco User	60	1753.90	1929.03
22444PA0010042	Rating Area 7	Tobacco User/Non-Tobacco User	61	1815.93	1997.53
22444PA0010042	Rating Area 7	Tobacco User/Non-Tobacco User	62	1856.65	2042.12
22444PA0010042	Rating Area 7	Tobacco User/Non-Tobacco User	63	1907.70	2098.34
22444PA0010042	Rating Area 7	Tobacco User/Non-Tobacco User	64 and over	1938.72	2132.59
22444PA0010042	Rating Area 9	Tobacco User/Non-Tobacco User	0-14	474.60	474.60
22444PA0010042	Rating Area 9	Tobacco User/Non-Tobacco User	15	516.79	516.79
22444PA0010042	Rating Area 9	Tobacco User/Non-Tobacco User	16	532.92	532.92
22444PA0010042	Rating Area 9	Tobacco User/Non-Tobacco User	17	549.05	549.05
22444PA0010042	Rating Area 9	Tobacco User/Non-Tobacco User	18	566.42	566.42
22444PA0010042	Rating Area 9	Tobacco User/Non-Tobacco User	19	583.79	583.79
22444PA0010042	Rating Area 9	Tobacco User/Non-Tobacco User	20	601.78	601.78
22444PA0010042	Rating Area 9	Tobacco User/Non-Tobacco User	21	620.40	682.43
22444PA0010042	Rating Area 9	Tobacco User/Non-Tobacco User	22	620.40	682.43
22444PA0010042	Rating Area 9	Tobacco User/Non-Tobacco User	23	620.40	682.43
22444PA0010042	Rating Area 9	Tobacco User/Non-Tobacco User	24	620.40	682.43
22444PA0010042	Rating Area 9	Tobacco User/Non-Tobacco User	25	622.87	684.91
22444PA0010042	Rating Area 9	Tobacco User/Non-Tobacco User	26	635.28	698.56
22444PA0010042	Rating Area 9	Tobacco User/Non-Tobacco User	27	650.17	715.31
22444PA0010042	Rating Area 9	Tobacco User/Non-Tobacco User	28	674.36	741.99
22444PA0010042	Rating Area 9	Tobacco User/Non-Tobacco User	29	694.22	763.70
22444PA0010042	Rating Area 9	Tobacco User/Non-Tobacco User	30	704.14	774.87
22444PA0010042	Rating Area 9	Tobacco User/Non-Tobacco User	31	719.03	791.00
22444PA0010042	Rating Area 9	Tobacco User/Non-Tobacco User	32	733.92	807.13
22444PA0010042	Rating Area 9	Tobacco User/Non-Tobacco User	33	743.23	817.67
22444PA0010042	Rating Area 9	Tobacco User/Non-Tobacco User	34	753.15	828.22
22444PA0010042	Rating Area 9	Tobacco User/Non-Tobacco User	35	758.12	833.80
22444PA0010042	Rating Area 9	Tobacco User/Non-Tobacco User	36	763.08	839.39
22444PA0010042	Rating Area 9	Tobacco User/Non-Tobacco User	37	768.04	844.97
22444PA0010042	Rating Area 9	Tobacco User/Non-Tobacco User	38	773.01	850.56
22444PA0010042	Rating Area 9	Tobacco User/Non-Tobacco User	39	782.93	861.10
22444PA0010042	Rating Area 9	Tobacco User/Non-Tobacco User	40	792.86	872.27
22444PA0010042	Rating Area 9	Tobacco User/Non-Tobacco User	41	807.75	888.40
22444PA0010042	Rating Area 9	Tobacco User/Non-Tobacco User	42	822.02	904.53
22444PA0010042	Rating Area 9	Tobacco User/Non-Tobacco User	43	841.87	926.24
22444PA0010042	Rating Area 9	Tobacco User/Non-Tobacco User	44	866.69	953.54
22444PA0010042	Rating Area 9	Tobacco User/Non-Tobacco User	45	895.84	985.18
22444PA0010042	Rating Area 9	Tobacco User/Non-Tobacco User	46	930.59	1023.64
22444PA0010042	Rating Area 9	Tobacco User/Non-Tobacco User	47	969.67	1066.45
22444PA0010042	Rating Area 9	Tobacco User/Non-Tobacco User	48	1014.34	1116.08
22444PA0010042	Rating Area 9	Tobacco User/Non-Tobacco User	49	1058.39	1164.47
22444PA0010042	Rating Area 9	Tobacco User/Non-Tobacco User	50	1108.02	1219.07
22444PA0010042	Rating Area 9	Tobacco User/Non-Tobacco User	51	1157.03	1273.04
22444PA0010042	Rating Area 9	Tobacco User/Non-Tobacco User	52	1211.00	1331.98
22444PA0010042	Rating Area 9	Tobacco User/Non-Tobacco User	53	1265.60	1392.16
22444PA0010042	Rating Area 9	Tobacco User/Non-Tobacco User	54	1324.53	1456.68
22444PA0010042	Rating Area 9	Tobacco User/Non-Tobacco User	55	1383.47	1521.82
22444PA0010042	Rating Area 9	Tobacco User/Non-Tobacco User	56	1447.37	1591.92
22444PA0010042	Rating Area 9	Tobacco User/Non-Tobacco User	57	1511.89	1663.27
22444PA0010042	Rating Area 9	Tobacco User/Non-Tobacco User	58	1580.75	1738.95
22444PA0010042	Rating Area 9	Tobacco User/Non-Tobacco User	59	1614.88	1776.18
22444PA0010042	Rating Area 9	Tobacco User/Non-Tobacco User	60	1683.74	1851.87
22444PA0010042	Rating Area 9	Tobacco User/Non-Tobacco User	61	1743.30	1917.63
22444PA0010042	Rating Area 9	Tobacco User/Non-Tobacco User	62	1782.38	1960.43
22444PA0010042	Rating Area 9	Tobacco User/Non-Tobacco User	63	1831.39	2014.41
22444PA0010042	Rating Area 9	Tobacco User/Non-Tobacco User	64 and over	1861.17	2047.29
22444PA0010045	Rating Area 3	Tobacco User/Non-Tobacco User	0-14	381.19	381.19
22444PA0010045	Rating Area 3	Tobacco User/Non-Tobacco User	15	415.08	415.08
22444PA0010045	Rating Area 3	Tobacco User/Non-Tobacco User	16	428.03	428.03
22444PA0010045	Rating Area 3	Tobacco User/Non-Tobacco User	17	440.99	440.99
22444PA0010045	Rating Area 3	Tobacco User/Non-Tobacco User	18	454.94	454.94
22444PA0010045	Rating Area 3	Tobacco User/Non-Tobacco User	19	468.89	468.89
22444PA0010045	Rating Area 3	Tobacco User/Non-Tobacco User	20	483.35	483.35
22444PA0010045	Rating Area 3	Tobacco User/Non-Tobacco User	21	498.30	548.13

22444PA0010045	Rating Area 3	Tobacco User/Non-Tobacco User	22	498.30	548.13
22444PA0010045	Rating Area 3	Tobacco User/Non-Tobacco User	23	498.30	548.13
22444PA0010045	Rating Area 3	Tobacco User/Non-Tobacco User	24	498.30	548.13
22444PA0010045	Rating Area 3	Tobacco User/Non-Tobacco User	25	500.29	550.12
22444PA0010045	Rating Area 3	Tobacco User/Non-Tobacco User	26	510.25	561.08
22444PA0010045	Rating Area 3	Tobacco User/Non-Tobacco User	27	522.21	574.53
22444PA0010045	Rating Area 3	Tobacco User/Non-Tobacco User	28	541.65	595.96
22444PA0010045	Rating Area 3	Tobacco User/Non-Tobacco User	29	557.59	613.40
22444PA0010045	Rating Area 3	Tobacco User/Non-Tobacco User	30	565.56	622.37
22444PA0010045	Rating Area 3	Tobacco User/Non-Tobacco User	31	577.52	635.32
22444PA0010045	Rating Area 3	Tobacco User/Non-Tobacco User	32	589.48	648.28
22444PA0010045	Rating Area 3	Tobacco User/Non-Tobacco User	33	596.96	656.75
22444PA0010045	Rating Area 3	Tobacco User/Non-Tobacco User	34	604.93	665.22
22444PA0010045	Rating Area 3	Tobacco User/Non-Tobacco User	35	608.92	669.71
22444PA0010045	Rating Area 3	Tobacco User/Non-Tobacco User	36	612.90	674.19
22444PA0010045	Rating Area 3	Tobacco User/Non-Tobacco User	37	616.89	678.68
22444PA0010045	Rating Area 3	Tobacco User/Non-Tobacco User	38	620.87	683.16
22444PA0010045	Rating Area 3	Tobacco User/Non-Tobacco User	39	628.85	691.63
22444PA0010045	Rating Area 3	Tobacco User/Non-Tobacco User	40	636.82	700.60
22444PA0010045	Rating Area 3	Tobacco User/Non-Tobacco User	41	648.78	713.56
22444PA0010045	Rating Area 3	Tobacco User/Non-Tobacco User	42	660.24	726.51
22444PA0010045	Rating Area 3	Tobacco User/Non-Tobacco User	43	676.18	743.95
22444PA0010045	Rating Area 3	Tobacco User/Non-Tobacco User	44	696.12	765.88
22444PA0010045	Rating Area 3	Tobacco User/Non-Tobacco User	45	719.54	791.29
22444PA0010045	Rating Area 3	Tobacco User/Non-Tobacco User	46	747.44	822.19
22444PA0010045	Rating Area 3	Tobacco User/Non-Tobacco User	47	778.83	856.57
22444PA0010045	Rating Area 3	Tobacco User/Non-Tobacco User	48	814.71	896.43
22444PA0010045	Rating Area 3	Tobacco User/Non-Tobacco User	49	850.09	935.30
22444PA0010045	Rating Area 3	Tobacco User/Non-Tobacco User	50	889.95	979.15
22444PA0010045	Rating Area 3	Tobacco User/Non-Tobacco User	51	929.32	1022.50
22444PA0010045	Rating Area 3	Tobacco User/Non-Tobacco User	52	972.67	1069.84
22444PA0010045	Rating Area 3	Tobacco User/Non-Tobacco User	53	1016.52	1118.17
22444PA0010045	Rating Area 3	Tobacco User/Non-Tobacco User	54	1063.86	1169.99
22444PA0010045	Rating Area 3	Tobacco User/Non-Tobacco User	55	1111.20	1222.32
22444PA0010045	Rating Area 3	Tobacco User/Non-Tobacco User	56	1162.52	1278.62
22444PA0010045	Rating Area 3	Tobacco User/Non-Tobacco User	57	1214.34	1335.93
22444PA0010045	Rating Area 3	Tobacco User/Non-Tobacco User	58	1269.65	1396.72
22444PA0010045	Rating Area 3	Tobacco User/Non-Tobacco User	59	1297.06	1426.62
22444PA0010045	Rating Area 3	Tobacco User/Non-Tobacco User	60	1352.37	1487.41
22444PA0010045	Rating Area 3	Tobacco User/Non-Tobacco User	61	1400.21	1540.23
22444PA0010045	Rating Area 3	Tobacco User/Non-Tobacco User	62	1431.60	1574.61
22444PA0010045	Rating Area 3	Tobacco User/Non-Tobacco User	63	1470.96	1617.96
22444PA0010045	Rating Area 3	Tobacco User/Non-Tobacco User	64 and over	1494.88	1644.37
22444PA0010045	Rating Area 6	Tobacco User/Non-Tobacco User	0-14	401.26	401.26
22444PA0010045	Rating Area 6	Tobacco User/Non-Tobacco User	15	436.93	436.93
22444PA0010045	Rating Area 6	Tobacco User/Non-Tobacco User	16	450.56	450.56
22444PA0010045	Rating Area 6	Tobacco User/Non-Tobacco User	17	464.20	464.20
22444PA0010045	Rating Area 6	Tobacco User/Non-Tobacco User	18	478.89	478.89
22444PA0010045	Rating Area 6	Tobacco User/Non-Tobacco User	19	493.57	493.57
22444PA0010045	Rating Area 6	Tobacco User/Non-Tobacco User	20	508.78	508.78
22444PA0010045	Rating Area 6	Tobacco User/Non-Tobacco User	21	524.52	576.98
22444PA0010045	Rating Area 6	Tobacco User/Non-Tobacco User	22	524.52	576.98
22444PA0010045	Rating Area 6	Tobacco User/Non-Tobacco User	23	524.52	576.98
22444PA0010045	Rating Area 6	Tobacco User/Non-Tobacco User	24	524.52	576.98
22444PA0010045	Rating Area 6	Tobacco User/Non-Tobacco User	25	526.62	579.07
22444PA0010045	Rating Area 6	Tobacco User/Non-Tobacco User	26	537.11	590.61
22444PA0010045	Rating Area 6	Tobacco User/Non-Tobacco User	27	549.70	604.77
22444PA0010045	Rating Area 6	Tobacco User/Non-Tobacco User	28	570.15	627.33
22444PA0010045	Rating Area 6	Tobacco User/Non-Tobacco User	29	586.94	645.68
22444PA0010045	Rating Area 6	Tobacco User/Non-Tobacco User	30	595.33	655.13
22444PA0010045	Rating Area 6	Tobacco User/Non-Tobacco User	31	607.92	668.76
22444PA0010045	Rating Area 6	Tobacco User/Non-Tobacco User	32	620.51	682.40
22444PA0010045	Rating Area 6	Tobacco User/Non-Tobacco User	33	628.37	691.32
22444PA0010045	Rating Area 6	Tobacco User/Non-Tobacco User	34	636.77	700.23
22444PA0010045	Rating Area 6	Tobacco User/Non-Tobacco User	35	640.96	704.95
22444PA0010045	Rating Area 6	Tobacco User/Non-Tobacco User	36	645.16	709.68

22444PA0010045	Rating Area 6	Tobacco User/Non-Tobacco User	37	649.36	714.40
22444PA0010045	Rating Area 6	Tobacco User/Non-Tobacco User	38	653.55	719.12
22444PA0010045	Rating Area 6	Tobacco User/Non-Tobacco User	39	661.94	728.03
22444PA0010045	Rating Area 6	Tobacco User/Non-Tobacco User	40	670.34	737.48
22444PA0010045	Rating Area 6	Tobacco User/Non-Tobacco User	41	682.93	751.11
22444PA0010045	Rating Area 6	Tobacco User/Non-Tobacco User	42	694.99	764.75
22444PA0010045	Rating Area 6	Tobacco User/Non-Tobacco User	43	711.77	783.11
22444PA0010045	Rating Area 6	Tobacco User/Non-Tobacco User	44	732.75	806.19
22444PA0010045	Rating Area 6	Tobacco User/Non-Tobacco User	45	757.41	832.94
22444PA0010045	Rating Area 6	Tobacco User/Non-Tobacco User	46	786.78	865.46
22444PA0010045	Rating Area 6	Tobacco User/Non-Tobacco User	47	819.82	901.65
22444PA0010045	Rating Area 6	Tobacco User/Non-Tobacco User	48	857.59	943.61
22444PA0010045	Rating Area 6	Tobacco User/Non-Tobacco User	49	894.83	984.52
22444PA0010045	Rating Area 6	Tobacco User/Non-Tobacco User	50	936.79	1030.68
22444PA0010045	Rating Area 6	Tobacco User/Non-Tobacco User	51	978.23	1076.32
22444PA0010045	Rating Area 6	Tobacco User/Non-Tobacco User	52	1023.86	1126.14
22444PA0010045	Rating Area 6	Tobacco User/Non-Tobacco User	53	1070.02	1177.02
22444PA0010045	Rating Area 6	Tobacco User/Non-Tobacco User	54	1119.85	1231.57
22444PA0010045	Rating Area 6	Tobacco User/Non-Tobacco User	55	1169.68	1286.65
22444PA0010045	Rating Area 6	Tobacco User/Non-Tobacco User	56	1223.71	1345.92
22444PA0010045	Rating Area 6	Tobacco User/Non-Tobacco User	57	1278.26	1406.24
22444PA0010045	Rating Area 6	Tobacco User/Non-Tobacco User	58	1336.48	1470.23
22444PA0010045	Rating Area 6	Tobacco User/Non-Tobacco User	59	1365.33	1501.70
22444PA0010045	Rating Area 6	Tobacco User/Non-Tobacco User	60	1423.55	1565.69
22444PA0010045	Rating Area 6	Tobacco User/Non-Tobacco User	61	1473.90	1621.29
22444PA0010045	Rating Area 6	Tobacco User/Non-Tobacco User	62	1506.95	1657.48
22444PA0010045	Rating Area 6	Tobacco User/Non-Tobacco User	63	1548.38	1703.12
22444PA0010045	Rating Area 6	Tobacco User/Non-Tobacco User	64 and over	1573.56	1730.92
22444PA0010045	Rating Area 9	Tobacco User/Non-Tobacco User	0-14	481.51	481.51
22444PA0010045	Rating Area 9	Tobacco User/Non-Tobacco User	15	524.31	524.31
22444PA0010045	Rating Area 9	Tobacco User/Non-Tobacco User	16	540.68	540.68
22444PA0010045	Rating Area 9	Tobacco User/Non-Tobacco User	17	557.04	557.04
22444PA0010045	Rating Area 9	Tobacco User/Non-Tobacco User	18	574.66	574.66
22444PA0010045	Rating Area 9	Tobacco User/Non-Tobacco User	19	592.29	592.29
22444PA0010045	Rating Area 9	Tobacco User/Non-Tobacco User	20	610.54	610.54
22444PA0010045	Rating Area 9	Tobacco User/Non-Tobacco User	21	629.43	692.37
22444PA0010045	Rating Area 9	Tobacco User/Non-Tobacco User	22	629.43	692.37
22444PA0010045	Rating Area 9	Tobacco User/Non-Tobacco User	23	629.43	692.37
22444PA0010045	Rating Area 9	Tobacco User/Non-Tobacco User	24	629.43	692.37
22444PA0010045	Rating Area 9	Tobacco User/Non-Tobacco User	25	631.94	694.88
22444PA0010045	Rating Area 9	Tobacco User/Non-Tobacco User	26	644.53	708.73
22444PA0010045	Rating Area 9	Tobacco User/Non-Tobacco User	27	659.64	725.73
22444PA0010045	Rating Area 9	Tobacco User/Non-Tobacco User	28	684.18	752.79
22444PA0010045	Rating Area 9	Tobacco User/Non-Tobacco User	29	704.33	774.82
22444PA0010045	Rating Area 9	Tobacco User/Non-Tobacco User	30	714.40	786.15
22444PA0010045	Rating Area 9	Tobacco User/Non-Tobacco User	31	729.50	802.52
22444PA0010045	Rating Area 9	Tobacco User/Non-Tobacco User	32	744.61	818.88
22444PA0010045	Rating Area 9	Tobacco User/Non-Tobacco User	33	754.05	829.58
22444PA0010045	Rating Area 9	Tobacco User/Non-Tobacco User	34	764.12	840.28
22444PA0010045	Rating Area 9	Tobacco User/Non-Tobacco User	35	769.16	845.95
22444PA0010045	Rating Area 9	Tobacco User/Non-Tobacco User	36	774.19	851.61
22444PA0010045	Rating Area 9	Tobacco User/Non-Tobacco User	37	779.23	857.28
22444PA0010045	Rating Area 9	Tobacco User/Non-Tobacco User	38	784.26	862.94
22444PA0010045	Rating Area 9	Tobacco User/Non-Tobacco User	39	794.33	873.64
22444PA0010045	Rating Area 9	Tobacco User/Non-Tobacco User	40	804.40	884.97
22444PA0010045	Rating Area 9	Tobacco User/Non-Tobacco User	41	819.51	901.34
22444PA0010045	Rating Area 9	Tobacco User/Non-Tobacco User	42	833.99	917.70
22444PA0010045	Rating Area 9	Tobacco User/Non-Tobacco User	43	854.13	939.73
22444PA0010045	Rating Area 9	Tobacco User/Non-Tobacco User	44	879.31	967.42
22444PA0010045	Rating Area 9	Tobacco User/Non-Tobacco User	45	908.89	999.53
22444PA0010045	Rating Area 9	Tobacco User/Non-Tobacco User	46	944.14	1038.55
22444PA0010045	Rating Area 9	Tobacco User/Non-Tobacco User	47	983.79	1081.98
22444PA0010045	Rating Area 9	Tobacco User/Non-Tobacco User	48	1029.11	1132.33
22444PA0010045	Rating Area 9	Tobacco User/Non-Tobacco User	49	1073.80	1181.43
22444PA0010045	Rating Area 9	Tobacco User/Non-Tobacco User	50	1124.15	1236.82
22444PA0010045	Rating Area 9	Tobacco User/Non-Tobacco User	51	1173.88	1291.58

22444PA0010045	Rating Area 9	Tobacco User/Non-Tobacco User	52	1228.64	1351.37
22444PA0010045	Rating Area 9	Tobacco User/Non-Tobacco User	53	1284.02	1412.43
22444PA0010045	Rating Area 9	Tobacco User/Non-Tobacco User	54	1343.82	1477.89
22444PA0010045	Rating Area 9	Tobacco User/Non-Tobacco User	55	1403.62	1543.98
22444PA0010045	Rating Area 9	Tobacco User/Non-Tobacco User	56	1468.45	1615.10
22444PA0010045	Rating Area 9	Tobacco User/Non-Tobacco User	57	1533.91	1687.49
22444PA0010045	Rating Area 9	Tobacco User/Non-Tobacco User	58	1603.77	1764.28
22444PA0010045	Rating Area 9	Tobacco User/Non-Tobacco User	59	1638.39	1802.04
22444PA0010045	Rating Area 9	Tobacco User/Non-Tobacco User	60	1708.26	1878.83
22444PA0010045	Rating Area 9	Tobacco User/Non-Tobacco User	61	1768.68	1945.55
22444PA0010045	Rating Area 9	Tobacco User/Non-Tobacco User	62	1808.34	1988.98
22444PA0010045	Rating Area 9	Tobacco User/Non-Tobacco User	63	1858.06	2043.74
22444PA0010045	Rating Area 9	Tobacco User/Non-Tobacco User	64 and over	1888.27	2077.10
22444PA0010053	Rating Area 3	Tobacco User/Non-Tobacco User	0-14	268.01	268.01
22444PA0010053	Rating Area 3	Tobacco User/Non-Tobacco User	15	291.83	291.83
22444PA0010053	Rating Area 3	Tobacco User/Non-Tobacco User	16	300.94	300.94
22444PA0010053	Rating Area 3	Tobacco User/Non-Tobacco User	17	310.05	310.05
22444PA0010053	Rating Area 3	Tobacco User/Non-Tobacco User	18	319.86	319.86
22444PA0010053	Rating Area 3	Tobacco User/Non-Tobacco User	19	329.67	329.67
22444PA0010053	Rating Area 3	Tobacco User/Non-Tobacco User	20	339.83	339.83
22444PA0010053	Rating Area 3	Tobacco User/Non-Tobacco User	21	350.35	385.38
22444PA0010053	Rating Area 3	Tobacco User/Non-Tobacco User	22	350.35	385.38
22444PA0010053	Rating Area 3	Tobacco User/Non-Tobacco User	23	350.35	385.38
22444PA0010053	Rating Area 3	Tobacco User/Non-Tobacco User	24	350.35	385.38
22444PA0010053	Rating Area 3	Tobacco User/Non-Tobacco User	25	351.74	386.78
22444PA0010053	Rating Area 3	Tobacco User/Non-Tobacco User	26	358.75	394.49
22444PA0010053	Rating Area 3	Tobacco User/Non-Tobacco User	27	367.16	403.94
22444PA0010053	Rating Area 3	Tobacco User/Non-Tobacco User	28	380.82	419.01
22444PA0010053	Rating Area 3	Tobacco User/Non-Tobacco User	29	392.03	431.27
22444PA0010053	Rating Area 3	Tobacco User/Non-Tobacco User	30	397.64	437.58
22444PA0010053	Rating Area 3	Tobacco User/Non-Tobacco User	31	406.05	446.69
22444PA0010053	Rating Area 3	Tobacco User/Non-Tobacco User	32	414.45	455.79
22444PA0010053	Rating Area 3	Tobacco User/Non-Tobacco User	33	419.71	461.75
22444PA0010053	Rating Area 3	Tobacco User/Non-Tobacco User	34	425.32	467.71
22444PA0010053	Rating Area 3	Tobacco User/Non-Tobacco User	35	428.12	470.86
22444PA0010053	Rating Area 3	Tobacco User/Non-Tobacco User	36	430.92	474.01
22444PA0010053	Rating Area 3	Tobacco User/Non-Tobacco User	37	433.72	477.17
22444PA0010053	Rating Area 3	Tobacco User/Non-Tobacco User	38	436.53	480.32
22444PA0010053	Rating Area 3	Tobacco User/Non-Tobacco User	39	442.13	486.27
22444PA0010053	Rating Area 3	Tobacco User/Non-Tobacco User	40	447.74	492.58
22444PA0010053	Rating Area 3	Tobacco User/Non-Tobacco User	41	456.15	501.69
22444PA0010053	Rating Area 3	Tobacco User/Non-Tobacco User	42	464.20	510.80
22444PA0010053	Rating Area 3	Tobacco User/Non-Tobacco User	43	475.41	523.06
22444PA0010053	Rating Area 3	Tobacco User/Non-Tobacco User	44	489.43	538.48
22444PA0010053	Rating Area 3	Tobacco User/Non-Tobacco User	45	505.89	556.34
22444PA0010053	Rating Area 3	Tobacco User/Non-Tobacco User	46	525.51	578.06
22444PA0010053	Rating Area 3	Tobacco User/Non-Tobacco User	47	547.58	602.24
22444PA0010053	Rating Area 3	Tobacco User/Non-Tobacco User	48	572.81	630.27
22444PA0010053	Rating Area 3	Tobacco User/Non-Tobacco User	49	597.68	657.59
22444PA0010053	Rating Area 3	Tobacco User/Non-Tobacco User	50	625.71	688.42
22444PA0010053	Rating Area 3	Tobacco User/Non-Tobacco User	51	653.39	718.90
22444PA0010053	Rating Area 3	Tobacco User/Non-Tobacco User	52	683.87	752.18
22444PA0010053	Rating Area 3	Tobacco User/Non-Tobacco User	53	714.70	786.17
22444PA0010053	Rating Area 3	Tobacco User/Non-Tobacco User	54	747.98	822.60
22444PA0010053	Rating Area 3	Tobacco User/Non-Tobacco User	55	781.26	859.39
22444PA0010053	Rating Area 3	Tobacco User/Non-Tobacco User	56	817.35	898.98
22444PA0010053	Rating Area 3	Tobacco User/Non-Tobacco User	57	853.78	939.27
22444PA0010053	Rating Area 3	Tobacco User/Non-Tobacco User	58	892.67	982.01
22444PA0010053	Rating Area 3	Tobacco User/Non-Tobacco User	59	911.94	1003.03
22444PA0010053	Rating Area 3	Tobacco User/Non-Tobacco User	60	950.83	1045.77
22444PA0010053	Rating Area 3	Tobacco User/Non-Tobacco User	61	984.46	1082.91
22444PA0010053	Rating Area 3	Tobacco User/Non-Tobacco User	62	1006.53	1107.08
22444PA0010053	Rating Area 3	Tobacco User/Non-Tobacco User	63	1034.21	1137.56
22444PA0010053	Rating Area 3	Tobacco User/Non-Tobacco User	64 and over	1051.03	1156.13
22444PA0010053	Rating Area 6	Tobacco User/Non-Tobacco User	0-14	282.12	282.12
22444PA0010053	Rating Area 6	Tobacco User/Non-Tobacco User	15	307.19	307.19

22444PA0010053	Rating Area 6	Tobacco User/Non-Tobacco User	16	316.78	316.78
22444PA0010053	Rating Area 6	Tobacco User/Non-Tobacco User	17	326.37	326.37
22444PA0010053	Rating Area 6	Tobacco User/Non-Tobacco User	18	336.70	336.70
22444PA0010053	Rating Area 6	Tobacco User/Non-Tobacco User	19	347.02	347.02
22444PA0010053	Rating Area 6	Tobacco User/Non-Tobacco User	20	357.72	357.72
22444PA0010053	Rating Area 6	Tobacco User/Non-Tobacco User	21	368.79	405.66
22444PA0010053	Rating Area 6	Tobacco User/Non-Tobacco User	22	368.79	405.66
22444PA0010053	Rating Area 6	Tobacco User/Non-Tobacco User	23	368.79	405.66
22444PA0010053	Rating Area 6	Tobacco User/Non-Tobacco User	24	368.79	405.66
22444PA0010053	Rating Area 6	Tobacco User/Non-Tobacco User	25	370.26	407.13
22444PA0010053	Rating Area 6	Tobacco User/Non-Tobacco User	26	377.63	415.25
22444PA0010053	Rating Area 6	Tobacco User/Non-Tobacco User	27	386.48	425.20
22444PA0010053	Rating Area 6	Tobacco User/Non-Tobacco User	28	400.86	441.06
22444PA0010053	Rating Area 6	Tobacco User/Non-Tobacco User	29	412.67	453.97
22444PA0010053	Rating Area 6	Tobacco User/Non-Tobacco User	30	418.57	460.61
22444PA0010053	Rating Area 6	Tobacco User/Non-Tobacco User	31	427.42	470.20
22444PA0010053	Rating Area 6	Tobacco User/Non-Tobacco User	32	436.27	479.78
22444PA0010053	Rating Area 6	Tobacco User/Non-Tobacco User	33	441.80	486.05
22444PA0010053	Rating Area 6	Tobacco User/Non-Tobacco User	34	447.70	492.32
22444PA0010053	Rating Area 6	Tobacco User/Non-Tobacco User	35	450.65	495.64
22444PA0010053	Rating Area 6	Tobacco User/Non-Tobacco User	36	453.60	498.96
22444PA0010053	Rating Area 6	Tobacco User/Non-Tobacco User	37	456.55	502.28
22444PA0010053	Rating Area 6	Tobacco User/Non-Tobacco User	38	459.50	505.60
22444PA0010053	Rating Area 6	Tobacco User/Non-Tobacco User	39	465.40	511.87
22444PA0010053	Rating Area 6	Tobacco User/Non-Tobacco User	40	471.30	518.51
22444PA0010053	Rating Area 6	Tobacco User/Non-Tobacco User	41	480.15	528.09
22444PA0010053	Rating Area 6	Tobacco User/Non-Tobacco User	42	488.63	537.68
22444PA0010053	Rating Area 6	Tobacco User/Non-Tobacco User	43	500.44	550.59
22444PA0010053	Rating Area 6	Tobacco User/Non-Tobacco User	44	515.19	566.82
22444PA0010053	Rating Area 6	Tobacco User/Non-Tobacco User	45	532.52	585.62
22444PA0010053	Rating Area 6	Tobacco User/Non-Tobacco User	46	553.17	608.49
22444PA0010053	Rating Area 6	Tobacco User/Non-Tobacco User	47	576.40	633.93
22444PA0010053	Rating Area 6	Tobacco User/Non-Tobacco User	48	602.96	663.44
22444PA0010053	Rating Area 6	Tobacco User/Non-Tobacco User	49	629.14	692.20
22444PA0010053	Rating Area 6	Tobacco User/Non-Tobacco User	50	658.64	724.65
22444PA0010053	Rating Area 6	Tobacco User/Non-Tobacco User	51	687.78	756.74
22444PA0010053	Rating Area 6	Tobacco User/Non-Tobacco User	52	719.86	791.77
22444PA0010053	Rating Area 6	Tobacco User/Non-Tobacco User	53	752.31	827.54
22444PA0010053	Rating Area 6	Tobacco User/Non-Tobacco User	54	787.35	865.90
22444PA0010053	Rating Area 6	Tobacco User/Non-Tobacco User	55	822.38	904.62
22444PA0010053	Rating Area 6	Tobacco User/Non-Tobacco User	56	860.37	946.29
22444PA0010053	Rating Area 6	Tobacco User/Non-Tobacco User	57	898.72	988.70
22444PA0010053	Rating Area 6	Tobacco User/Non-Tobacco User	58	939.65	1033.69
22444PA0010053	Rating Area 6	Tobacco User/Non-Tobacco User	59	959.94	1055.82
22444PA0010053	Rating Area 6	Tobacco User/Non-Tobacco User	60	1000.87	1100.81
22444PA0010053	Rating Area 6	Tobacco User/Non-Tobacco User	61	1036.27	1139.90
22444PA0010053	Rating Area 6	Tobacco User/Non-Tobacco User	62	1059.51	1165.35
22444PA0010053	Rating Area 6	Tobacco User/Non-Tobacco User	63	1088.64	1197.43
22444PA0010053	Rating Area 6	Tobacco User/Non-Tobacco User	64 and over	1106.34	1216.98
22444PA0010053	Rating Area 9	Tobacco User/Non-Tobacco User	0-14	338.54	338.54
22444PA0010053	Rating Area 9	Tobacco User/Non-Tobacco User	15	368.63	368.63
22444PA0010053	Rating Area 9	Tobacco User/Non-Tobacco User	16	380.14	380.14
22444PA0010053	Rating Area 9	Tobacco User/Non-Tobacco User	17	391.65	391.65
22444PA0010053	Rating Area 9	Tobacco User/Non-Tobacco User	18	404.04	404.04
22444PA0010053	Rating Area 9	Tobacco User/Non-Tobacco User	19	416.43	416.43
22444PA0010053	Rating Area 9	Tobacco User/Non-Tobacco User	20	429.26	429.26
22444PA0010053	Rating Area 9	Tobacco User/Non-Tobacco User	21	442.54	486.80
22444PA0010053	Rating Area 9	Tobacco User/Non-Tobacco User	22	442.54	486.80
22444PA0010053	Rating Area 9	Tobacco User/Non-Tobacco User	23	442.54	486.80
22444PA0010053	Rating Area 9	Tobacco User/Non-Tobacco User	24	442.54	486.80
22444PA0010053	Rating Area 9	Tobacco User/Non-Tobacco User	25	444.31	488.56
22444PA0010053	Rating Area 9	Tobacco User/Non-Tobacco User	26	453.16	498.30
22444PA0010053	Rating Area 9	Tobacco User/Non-Tobacco User	27	463.78	510.25
22444PA0010053	Rating Area 9	Tobacco User/Non-Tobacco User	28	481.04	529.27
22444PA0010053	Rating Area 9	Tobacco User/Non-Tobacco User	29	495.20	544.76
22444PA0010053	Rating Area 9	Tobacco User/Non-Tobacco User	30	502.28	552.73

22444PA0010053	Rating Area 9	Tobacco User/Non-Tobacco User	31	512.90	564.23
22444PA0010053	Rating Area 9	Tobacco User/Non-Tobacco User	32	523.52	575.74
22444PA0010053	Rating Area 9	Tobacco User/Non-Tobacco User	33	530.16	583.26
22444PA0010053	Rating Area 9	Tobacco User/Non-Tobacco User	34	537.24	590.79
22444PA0010053	Rating Area 9	Tobacco User/Non-Tobacco User	35	540.78	594.77
22444PA0010053	Rating Area 9	Tobacco User/Non-Tobacco User	36	544.32	598.75
22444PA0010053	Rating Area 9	Tobacco User/Non-Tobacco User	37	547.86	602.74
22444PA0010053	Rating Area 9	Tobacco User/Non-Tobacco User	38	551.40	606.72
22444PA0010053	Rating Area 9	Tobacco User/Non-Tobacco User	39	558.48	614.24
22444PA0010053	Rating Area 9	Tobacco User/Non-Tobacco User	40	565.56	622.21
22444PA0010053	Rating Area 9	Tobacco User/Non-Tobacco User	41	576.18	633.71
22444PA0010053	Rating Area 9	Tobacco User/Non-Tobacco User	42	586.36	645.22
22444PA0010053	Rating Area 9	Tobacco User/Non-Tobacco User	43	600.52	660.71
22444PA0010053	Rating Area 9	Tobacco User/Non-Tobacco User	44	618.22	680.18
22444PA0010053	Rating Area 9	Tobacco User/Non-Tobacco User	45	639.02	702.75
22444PA0010053	Rating Area 9	Tobacco User/Non-Tobacco User	46	663.81	730.19
22444PA0010053	Rating Area 9	Tobacco User/Non-Tobacco User	47	691.69	760.72
22444PA0010053	Rating Area 9	Tobacco User/Non-Tobacco User	48	723.55	796.12
22444PA0010053	Rating Area 9	Tobacco User/Non-Tobacco User	49	754.97	830.64
22444PA0010053	Rating Area 9	Tobacco User/Non-Tobacco User	50	790.37	869.59
22444PA0010053	Rating Area 9	Tobacco User/Non-Tobacco User	51	825.33	908.09
22444PA0010053	Rating Area 9	Tobacco User/Non-Tobacco User	52	863.83	950.13
22444PA0010053	Rating Area 9	Tobacco User/Non-Tobacco User	53	902.78	993.05
22444PA0010053	Rating Area 9	Tobacco User/Non-Tobacco User	54	944.82	1039.08
22444PA0010053	Rating Area 9	Tobacco User/Non-Tobacco User	55	986.86	1085.54
22444PA0010053	Rating Area 9	Tobacco User/Non-Tobacco User	56	1032.44	1135.55
22444PA0010053	Rating Area 9	Tobacco User/Non-Tobacco User	57	1078.46	1186.44
22444PA0010053	Rating Area 9	Tobacco User/Non-Tobacco User	58	1127.58	1240.43
22444PA0010053	Rating Area 9	Tobacco User/Non-Tobacco User	59	1151.92	1266.98
22444PA0010053	Rating Area 9	Tobacco User/Non-Tobacco User	60	1201.05	1320.97
22444PA0010053	Rating Area 9	Tobacco User/Non-Tobacco User	61	1243.53	1367.88
22444PA0010053	Rating Area 9	Tobacco User/Non-Tobacco User	62	1271.41	1398.42
22444PA0010053	Rating Area 9	Tobacco User/Non-Tobacco User	63	1306.37	1436.92
22444PA0010053	Rating Area 9	Tobacco User/Non-Tobacco User	64 and over	1327.61	1460.37
22444PA0010054	Rating Area 7	Tobacco User/Non-Tobacco User	0-14	352.65	352.65
22444PA0010054	Rating Area 7	Tobacco User/Non-Tobacco User	15	383.99	383.99
22444PA0010054	Rating Area 7	Tobacco User/Non-Tobacco User	16	395.98	395.98
22444PA0010054	Rating Area 7	Tobacco User/Non-Tobacco User	17	407.96	407.96
22444PA0010054	Rating Area 7	Tobacco User/Non-Tobacco User	18	420.87	420.87
22444PA0010054	Rating Area 7	Tobacco User/Non-Tobacco User	19	433.78	433.78
22444PA0010054	Rating Area 7	Tobacco User/Non-Tobacco User	20	447.15	447.15
22444PA0010054	Rating Area 7	Tobacco User/Non-Tobacco User	21	460.98	507.08
22444PA0010054	Rating Area 7	Tobacco User/Non-Tobacco User	22	460.98	507.08
22444PA0010054	Rating Area 7	Tobacco User/Non-Tobacco User	23	460.98	507.08
22444PA0010054	Rating Area 7	Tobacco User/Non-Tobacco User	24	460.98	507.08
22444PA0010054	Rating Area 7	Tobacco User/Non-Tobacco User	25	462.82	508.92
22444PA0010054	Rating Area 7	Tobacco User/Non-Tobacco User	26	472.04	519.06
22444PA0010054	Rating Area 7	Tobacco User/Non-Tobacco User	27	483.10	531.51
22444PA0010054	Rating Area 7	Tobacco User/Non-Tobacco User	28	501.08	551.33
22444PA0010054	Rating Area 7	Tobacco User/Non-Tobacco User	29	515.83	567.46
22444PA0010054	Rating Area 7	Tobacco User/Non-Tobacco User	30	523.21	575.76
22444PA0010054	Rating Area 7	Tobacco User/Non-Tobacco User	31	534.27	587.74
22444PA0010054	Rating Area 7	Tobacco User/Non-Tobacco User	32	545.33	599.73
22444PA0010054	Rating Area 7	Tobacco User/Non-Tobacco User	33	552.25	607.57
22444PA0010054	Rating Area 7	Tobacco User/Non-Tobacco User	34	559.63	615.40
22444PA0010054	Rating Area 7	Tobacco User/Non-Tobacco User	35	563.31	619.55
22444PA0010054	Rating Area 7	Tobacco User/Non-Tobacco User	36	567.00	623.70
22444PA0010054	Rating Area 7	Tobacco User/Non-Tobacco User	37	570.69	627.85
22444PA0010054	Rating Area 7	Tobacco User/Non-Tobacco User	38	574.38	632.00
22444PA0010054	Rating Area 7	Tobacco User/Non-Tobacco User	39	581.75	639.84
22444PA0010054	Rating Area 7	Tobacco User/Non-Tobacco User	40	589.13	648.13
22444PA0010054	Rating Area 7	Tobacco User/Non-Tobacco User	41	600.19	660.12
22444PA0010054	Rating Area 7	Tobacco User/Non-Tobacco User	42	610.79	672.10
22444PA0010054	Rating Area 7	Tobacco User/Non-Tobacco User	43	625.54	688.24
22444PA0010054	Rating Area 7	Tobacco User/Non-Tobacco User	44	643.98	708.52
22444PA0010054	Rating Area 7	Tobacco User/Non-Tobacco User	45	665.65	732.03

22444PA0010054	Rating Area 7	Tobacco User/Non-Tobacco User	46	691.46	760.61
22444PA0010054	Rating Area 7	Tobacco User/Non-Tobacco User	47	720.51	792.42
22444PA0010054	Rating Area 7	Tobacco User/Non-Tobacco User	48	753.70	829.30
22444PA0010054	Rating Area 7	Tobacco User/Non-Tobacco User	49	786.43	865.25
22444PA0010054	Rating Area 7	Tobacco User/Non-Tobacco User	50	823.30	905.82
22444PA0010054	Rating Area 7	Tobacco User/Non-Tobacco User	51	859.72	945.92
22444PA0010054	Rating Area 7	Tobacco User/Non-Tobacco User	52	899.83	989.72
22444PA0010054	Rating Area 7	Tobacco User/Non-Tobacco User	53	940.39	1034.43
22444PA0010054	Rating Area 7	Tobacco User/Non-Tobacco User	54	984.18	1082.37
22444PA0010054	Rating Area 7	Tobacco User/Non-Tobacco User	55	1027.98	1130.77
22444PA0010054	Rating Area 7	Tobacco User/Non-Tobacco User	56	1075.46	1182.87
22444PA0010054	Rating Area 7	Tobacco User/Non-Tobacco User	57	1123.40	1235.88
22444PA0010054	Rating Area 7	Tobacco User/Non-Tobacco User	58	1174.57	1292.12
22444PA0010054	Rating Area 7	Tobacco User/Non-Tobacco User	59	1199.92	1319.78
22444PA0010054	Rating Area 7	Tobacco User/Non-Tobacco User	60	1251.09	1376.01
22444PA0010054	Rating Area 7	Tobacco User/Non-Tobacco User	61	1295.34	1424.88
22444PA0010054	Rating Area 7	Tobacco User/Non-Tobacco User	62	1324.38	1456.68
22444PA0010054	Rating Area 7	Tobacco User/Non-Tobacco User	63	1360.80	1496.79
22444PA0010054	Rating Area 7	Tobacco User/Non-Tobacco User	64 and over	1382.93	1521.22
22444PA0010054	Rating Area 9	Tobacco User/Non-Tobacco User	0-14	338.54	338.54
22444PA0010054	Rating Area 9	Tobacco User/Non-Tobacco User	15	368.63	368.63
22444PA0010054	Rating Area 9	Tobacco User/Non-Tobacco User	16	380.14	380.14
22444PA0010054	Rating Area 9	Tobacco User/Non-Tobacco User	17	391.65	391.65
22444PA0010054	Rating Area 9	Tobacco User/Non-Tobacco User	18	404.04	404.04
22444PA0010054	Rating Area 9	Tobacco User/Non-Tobacco User	19	416.43	416.43
22444PA0010054	Rating Area 9	Tobacco User/Non-Tobacco User	20	429.26	429.26
22444PA0010054	Rating Area 9	Tobacco User/Non-Tobacco User	21	442.54	486.80
22444PA0010054	Rating Area 9	Tobacco User/Non-Tobacco User	22	442.54	486.80
22444PA0010054	Rating Area 9	Tobacco User/Non-Tobacco User	23	442.54	486.80
22444PA0010054	Rating Area 9	Tobacco User/Non-Tobacco User	24	442.54	486.80
22444PA0010054	Rating Area 9	Tobacco User/Non-Tobacco User	25	444.31	488.56
22444PA0010054	Rating Area 9	Tobacco User/Non-Tobacco User	26	453.16	498.30
22444PA0010054	Rating Area 9	Tobacco User/Non-Tobacco User	27	463.78	510.25
22444PA0010054	Rating Area 9	Tobacco User/Non-Tobacco User	28	481.04	529.27
22444PA0010054	Rating Area 9	Tobacco User/Non-Tobacco User	29	495.20	544.76
22444PA0010054	Rating Area 9	Tobacco User/Non-Tobacco User	30	502.28	552.73
22444PA0010054	Rating Area 9	Tobacco User/Non-Tobacco User	31	512.90	564.23
22444PA0010054	Rating Area 9	Tobacco User/Non-Tobacco User	32	523.52	575.74
22444PA0010054	Rating Area 9	Tobacco User/Non-Tobacco User	33	530.16	583.26
22444PA0010054	Rating Area 9	Tobacco User/Non-Tobacco User	34	537.24	590.79
22444PA0010054	Rating Area 9	Tobacco User/Non-Tobacco User	35	540.78	594.77
22444PA0010054	Rating Area 9	Tobacco User/Non-Tobacco User	36	544.32	598.75
22444PA0010054	Rating Area 9	Tobacco User/Non-Tobacco User	37	547.86	602.74
22444PA0010054	Rating Area 9	Tobacco User/Non-Tobacco User	38	551.40	606.72
22444PA0010054	Rating Area 9	Tobacco User/Non-Tobacco User	39	558.48	614.24
22444PA0010054	Rating Area 9	Tobacco User/Non-Tobacco User	40	565.56	622.21
22444PA0010054	Rating Area 9	Tobacco User/Non-Tobacco User	41	576.18	633.71
22444PA0010054	Rating Area 9	Tobacco User/Non-Tobacco User	42	586.36	645.22
22444PA0010054	Rating Area 9	Tobacco User/Non-Tobacco User	43	600.52	660.71
22444PA0010054	Rating Area 9	Tobacco User/Non-Tobacco User	44	618.22	680.18
22444PA0010054	Rating Area 9	Tobacco User/Non-Tobacco User	45	639.02	702.75
22444PA0010054	Rating Area 9	Tobacco User/Non-Tobacco User	46	663.81	730.19
22444PA0010054	Rating Area 9	Tobacco User/Non-Tobacco User	47	691.69	760.72
22444PA0010054	Rating Area 9	Tobacco User/Non-Tobacco User	48	723.55	796.12
22444PA0010054	Rating Area 9	Tobacco User/Non-Tobacco User	49	754.97	830.64
22444PA0010054	Rating Area 9	Tobacco User/Non-Tobacco User	50	790.37	869.59
22444PA0010054	Rating Area 9	Tobacco User/Non-Tobacco User	51	825.33	908.09
22444PA0010054	Rating Area 9	Tobacco User/Non-Tobacco User	52	863.83	950.13
22444PA0010054	Rating Area 9	Tobacco User/Non-Tobacco User	53	902.78	993.05
22444PA0010054	Rating Area 9	Tobacco User/Non-Tobacco User	54	944.82	1039.08
22444PA0010054	Rating Area 9	Tobacco User/Non-Tobacco User	55	986.86	1085.54
22444PA0010054	Rating Area 9	Tobacco User/Non-Tobacco User	56	1032.44	1135.55
22444PA0010054	Rating Area 9	Tobacco User/Non-Tobacco User	57	1078.46	1186.44
22444PA0010054	Rating Area 9	Tobacco User/Non-Tobacco User	58	1127.58	1240.43
22444PA0010054	Rating Area 9	Tobacco User/Non-Tobacco User	59	1151.92	1266.98
22444PA0010054	Rating Area 9	Tobacco User/Non-Tobacco User	60	1201.05	1320.97

22444PA0010054	Rating Area 9	Tobacco User/Non-Tobacco User	61	1243.53	1367.88
22444PA0010054	Rating Area 9	Tobacco User/Non-Tobacco User	62	1271.41	1398.42
22444PA0010054	Rating Area 9	Tobacco User/Non-Tobacco User	63	1306.37	1436.92
22444PA0010054	Rating Area 9	Tobacco User/Non-Tobacco User	64 and over	1327.61	1460.37
22444PA0010055	Rating Area 6	Tobacco User/Non-Tobacco User	0-14	282.12	282.12
22444PA0010055	Rating Area 6	Tobacco User/Non-Tobacco User	15	307.19	307.19
22444PA0010055	Rating Area 6	Tobacco User/Non-Tobacco User	16	316.78	316.78
22444PA0010055	Rating Area 6	Tobacco User/Non-Tobacco User	17	326.37	326.37
22444PA0010055	Rating Area 6	Tobacco User/Non-Tobacco User	18	336.70	336.70
22444PA0010055	Rating Area 6	Tobacco User/Non-Tobacco User	19	347.02	347.02
22444PA0010055	Rating Area 6	Tobacco User/Non-Tobacco User	20	357.72	357.72
22444PA0010055	Rating Area 6	Tobacco User/Non-Tobacco User	21	368.79	405.66
22444PA0010055	Rating Area 6	Tobacco User/Non-Tobacco User	22	368.79	405.66
22444PA0010055	Rating Area 6	Tobacco User/Non-Tobacco User	23	368.79	405.66
22444PA0010055	Rating Area 6	Tobacco User/Non-Tobacco User	24	368.79	405.66
22444PA0010055	Rating Area 6	Tobacco User/Non-Tobacco User	25	370.26	407.13
22444PA0010055	Rating Area 6	Tobacco User/Non-Tobacco User	26	377.63	415.25
22444PA0010055	Rating Area 6	Tobacco User/Non-Tobacco User	27	386.48	425.20
22444PA0010055	Rating Area 6	Tobacco User/Non-Tobacco User	28	400.86	441.06
22444PA0010055	Rating Area 6	Tobacco User/Non-Tobacco User	29	412.67	453.97
22444PA0010055	Rating Area 6	Tobacco User/Non-Tobacco User	30	418.57	460.61
22444PA0010055	Rating Area 6	Tobacco User/Non-Tobacco User	31	427.42	470.20
22444PA0010055	Rating Area 6	Tobacco User/Non-Tobacco User	32	436.27	479.78
22444PA0010055	Rating Area 6	Tobacco User/Non-Tobacco User	33	441.80	486.05
22444PA0010055	Rating Area 6	Tobacco User/Non-Tobacco User	34	447.70	492.32
22444PA0010055	Rating Area 6	Tobacco User/Non-Tobacco User	35	450.65	495.64
22444PA0010055	Rating Area 6	Tobacco User/Non-Tobacco User	36	453.60	498.96
22444PA0010055	Rating Area 6	Tobacco User/Non-Tobacco User	37	456.55	502.28
22444PA0010055	Rating Area 6	Tobacco User/Non-Tobacco User	38	459.50	505.60
22444PA0010055	Rating Area 6	Tobacco User/Non-Tobacco User	39	465.40	511.87
22444PA0010055	Rating Area 6	Tobacco User/Non-Tobacco User	40	471.30	518.51
22444PA0010055	Rating Area 6	Tobacco User/Non-Tobacco User	41	480.15	528.09
22444PA0010055	Rating Area 6	Tobacco User/Non-Tobacco User	42	488.63	537.68
22444PA0010055	Rating Area 6	Tobacco User/Non-Tobacco User	43	500.44	550.59
22444PA0010055	Rating Area 6	Tobacco User/Non-Tobacco User	44	515.19	566.82
22444PA0010055	Rating Area 6	Tobacco User/Non-Tobacco User	45	532.52	585.62
22444PA0010055	Rating Area 6	Tobacco User/Non-Tobacco User	46	553.17	608.49
22444PA0010055	Rating Area 6	Tobacco User/Non-Tobacco User	47	576.40	633.93
22444PA0010055	Rating Area 6	Tobacco User/Non-Tobacco User	48	602.96	663.44
22444PA0010055	Rating Area 6	Tobacco User/Non-Tobacco User	49	629.14	692.20
22444PA0010055	Rating Area 6	Tobacco User/Non-Tobacco User	50	658.64	724.65
22444PA0010055	Rating Area 6	Tobacco User/Non-Tobacco User	51	687.78	756.74
22444PA0010055	Rating Area 6	Tobacco User/Non-Tobacco User	52	719.86	791.77
22444PA0010055	Rating Area 6	Tobacco User/Non-Tobacco User	53	752.31	827.54
22444PA0010055	Rating Area 6	Tobacco User/Non-Tobacco User	54	787.35	865.90
22444PA0010055	Rating Area 6	Tobacco User/Non-Tobacco User	55	822.38	904.62
22444PA0010055	Rating Area 6	Tobacco User/Non-Tobacco User	56	860.37	946.29
22444PA0010055	Rating Area 6	Tobacco User/Non-Tobacco User	57	898.72	988.70
22444PA0010055	Rating Area 6	Tobacco User/Non-Tobacco User	58	939.65	1033.69
22444PA0010055	Rating Area 6	Tobacco User/Non-Tobacco User	59	959.94	1055.82
22444PA0010055	Rating Area 6	Tobacco User/Non-Tobacco User	60	1000.87	1100.81
22444PA0010055	Rating Area 6	Tobacco User/Non-Tobacco User	61	1036.27	1139.90
22444PA0010055	Rating Area 6	Tobacco User/Non-Tobacco User	62	1059.51	1165.35
22444PA0010055	Rating Area 6	Tobacco User/Non-Tobacco User	63	1088.64	1197.43
22444PA0010055	Rating Area 6	Tobacco User/Non-Tobacco User	64 and over	1106.34	1216.98
22444PA0010063	Rating Area 3	Tobacco User/Non-Tobacco User	0-14	300.34	300.34
22444PA0010063	Rating Area 3	Tobacco User/Non-Tobacco User	15	327.04	327.04
22444PA0010063	Rating Area 3	Tobacco User/Non-Tobacco User	16	337.24	337.24
22444PA0010063	Rating Area 3	Tobacco User/Non-Tobacco User	17	347.45	347.45
22444PA0010063	Rating Area 3	Tobacco User/Non-Tobacco User	18	358.44	358.44
22444PA0010063	Rating Area 3	Tobacco User/Non-Tobacco User	19	369.44	369.44
22444PA0010063	Rating Area 3	Tobacco User/Non-Tobacco User	20	380.82	380.82
22444PA0010063	Rating Area 3	Tobacco User/Non-Tobacco User	21	392.61	431.87
22444PA0010063	Rating Area 3	Tobacco User/Non-Tobacco User	22	392.61	431.87
22444PA0010063	Rating Area 3	Tobacco User/Non-Tobacco User	23	392.61	431.87
22444PA0010063	Rating Area 3	Tobacco User/Non-Tobacco User	24	392.61	431.87

22444PA0010063	Rating Area 3	Tobacco User/Non-Tobacco User	25	394.17	433.43
22444PA0010063	Rating Area 3	Tobacco User/Non-Tobacco User	26	402.02	442.07
22444PA0010063	Rating Area 3	Tobacco User/Non-Tobacco User	27	411.45	452.67
22444PA0010063	Rating Area 3	Tobacco User/Non-Tobacco User	28	426.76	469.55
22444PA0010063	Rating Area 3	Tobacco User/Non-Tobacco User	29	439.32	483.29
22444PA0010063	Rating Area 3	Tobacco User/Non-Tobacco User	30	445.60	490.36
22444PA0010063	Rating Area 3	Tobacco User/Non-Tobacco User	31	455.02	500.57
22444PA0010063	Rating Area 3	Tobacco User/Non-Tobacco User	32	464.45	510.77
22444PA0010063	Rating Area 3	Tobacco User/Non-Tobacco User	33	470.34	517.45
22444PA0010063	Rating Area 3	Tobacco User/Non-Tobacco User	34	476.62	524.12
22444PA0010063	Rating Area 3	Tobacco User/Non-Tobacco User	35	479.76	527.66
22444PA0010063	Rating Area 3	Tobacco User/Non-Tobacco User	36	482.90	531.19
22444PA0010063	Rating Area 3	Tobacco User/Non-Tobacco User	37	486.04	534.72
22444PA0010063	Rating Area 3	Tobacco User/Non-Tobacco User	38	489.18	538.26
22444PA0010063	Rating Area 3	Tobacco User/Non-Tobacco User	39	495.46	544.93
22444PA0010063	Rating Area 3	Tobacco User/Non-Tobacco User	40	501.74	552.00
22444PA0010063	Rating Area 3	Tobacco User/Non-Tobacco User	41	511.17	562.20
22444PA0010063	Rating Area 3	Tobacco User/Non-Tobacco User	42	520.20	572.41
22444PA0010063	Rating Area 3	Tobacco User/Non-Tobacco User	43	532.76	586.15
22444PA0010063	Rating Area 3	Tobacco User/Non-Tobacco User	44	548.46	603.43
22444PA0010063	Rating Area 3	Tobacco User/Non-Tobacco User	45	566.92	623.45
22444PA0010063	Rating Area 3	Tobacco User/Non-Tobacco User	46	588.90	647.79
22444PA0010063	Rating Area 3	Tobacco User/Non-Tobacco User	47	613.64	674.88
22444PA0010063	Rating Area 3	Tobacco User/Non-Tobacco User	48	641.90	706.29
22444PA0010063	Rating Area 3	Tobacco User/Non-Tobacco User	49	669.78	736.91
22444PA0010063	Rating Area 3	Tobacco User/Non-Tobacco User	50	701.19	771.46
22444PA0010063	Rating Area 3	Tobacco User/Non-Tobacco User	51	732.20	805.62
22444PA0010063	Rating Area 3	Tobacco User/Non-Tobacco User	52	766.36	842.91
22444PA0010063	Rating Area 3	Tobacco User/Non-Tobacco User	53	800.91	881.00
22444PA0010063	Rating Area 3	Tobacco User/Non-Tobacco User	54	838.20	921.83
22444PA0010063	Rating Area 3	Tobacco User/Non-Tobacco User	55	875.50	963.05
22444PA0010063	Rating Area 3	Tobacco User/Non-Tobacco User	56	915.94	1007.41
22444PA0010063	Rating Area 3	Tobacco User/Non-Tobacco User	57	956.77	1052.56
22444PA0010063	Rating Area 3	Tobacco User/Non-Tobacco User	58	1000.35	1100.46
22444PA0010063	Rating Area 3	Tobacco User/Non-Tobacco User	59	1021.94	1124.02
22444PA0010063	Rating Area 3	Tobacco User/Non-Tobacco User	60	1065.52	1171.91
22444PA0010063	Rating Area 3	Tobacco User/Non-Tobacco User	61	1103.21	1213.53
22444PA0010063	Rating Area 3	Tobacco User/Non-Tobacco User	62	1127.94	1240.62
22444PA0010063	Rating Area 3	Tobacco User/Non-Tobacco User	63	1158.96	1274.77
22444PA0010063	Rating Area 3	Tobacco User/Non-Tobacco User	64 and over	1177.80	1295.58
22444PA0010063	Rating Area 6	Tobacco User/Non-Tobacco User	0-14	316.15	316.15
22444PA0010063	Rating Area 6	Tobacco User/Non-Tobacco User	15	344.25	344.25
22444PA0010063	Rating Area 6	Tobacco User/Non-Tobacco User	16	354.99	354.99
22444PA0010063	Rating Area 6	Tobacco User/Non-Tobacco User	17	365.74	365.74
22444PA0010063	Rating Area 6	Tobacco User/Non-Tobacco User	18	377.31	377.31
22444PA0010063	Rating Area 6	Tobacco User/Non-Tobacco User	19	388.88	388.88
22444PA0010063	Rating Area 6	Tobacco User/Non-Tobacco User	20	400.87	400.87
22444PA0010063	Rating Area 6	Tobacco User/Non-Tobacco User	21	413.27	454.60
22444PA0010063	Rating Area 6	Tobacco User/Non-Tobacco User	22	413.27	454.60
22444PA0010063	Rating Area 6	Tobacco User/Non-Tobacco User	23	413.27	454.60
22444PA0010063	Rating Area 6	Tobacco User/Non-Tobacco User	24	413.27	454.60
22444PA0010063	Rating Area 6	Tobacco User/Non-Tobacco User	25	414.92	456.24
22444PA0010063	Rating Area 6	Tobacco User/Non-Tobacco User	26	423.18	465.34
22444PA0010063	Rating Area 6	Tobacco User/Non-Tobacco User	27	433.10	476.49
22444PA0010063	Rating Area 6	Tobacco User/Non-Tobacco User	28	449.22	494.26
22444PA0010063	Rating Area 6	Tobacco User/Non-Tobacco User	29	462.44	508.73
22444PA0010063	Rating Area 6	Tobacco User/Non-Tobacco User	30	469.05	516.17
22444PA0010063	Rating Area 6	Tobacco User/Non-Tobacco User	31	478.97	526.91
22444PA0010063	Rating Area 6	Tobacco User/Non-Tobacco User	32	488.89	537.66
22444PA0010063	Rating Area 6	Tobacco User/Non-Tobacco User	33	495.09	544.68
22444PA0010063	Rating Area 6	Tobacco User/Non-Tobacco User	34	501.70	551.71
22444PA0010063	Rating Area 6	Tobacco User/Non-Tobacco User	35	505.01	555.43
22444PA0010063	Rating Area 6	Tobacco User/Non-Tobacco User	36	508.31	559.15
22444PA0010063	Rating Area 6	Tobacco User/Non-Tobacco User	37	511.62	562.87
22444PA0010063	Rating Area 6	Tobacco User/Non-Tobacco User	38	514.93	566.58
22444PA0010063	Rating Area 6	Tobacco User/Non-Tobacco User	39	521.54	573.61

22444PA0010063	Rating Area 6	Tobacco User/Non-Tobacco User	40	528.15	581.05
22444PA0010063	Rating Area 6	Tobacco User/Non-Tobacco User	41	538.07	591.79
22444PA0010063	Rating Area 6	Tobacco User/Non-Tobacco User	42	547.57	602.54
22444PA0010063	Rating Area 6	Tobacco User/Non-Tobacco User	43	560.80	617.00
22444PA0010063	Rating Area 6	Tobacco User/Non-Tobacco User	44	577.33	635.19
22444PA0010063	Rating Area 6	Tobacco User/Non-Tobacco User	45	596.75	656.26
22444PA0010063	Rating Area 6	Tobacco User/Non-Tobacco User	46	619.90	681.89
22444PA0010063	Rating Area 6	Tobacco User/Non-Tobacco User	47	645.93	710.40
22444PA0010063	Rating Area 6	Tobacco User/Non-Tobacco User	48	675.69	743.46
22444PA0010063	Rating Area 6	Tobacco User/Non-Tobacco User	49	705.03	775.70
22444PA0010063	Rating Area 6	Tobacco User/Non-Tobacco User	50	738.09	812.06
22444PA0010063	Rating Area 6	Tobacco User/Non-Tobacco User	51	770.74	848.02
22444PA0010063	Rating Area 6	Tobacco User/Non-Tobacco User	52	806.69	887.28
22444PA0010063	Rating Area 6	Tobacco User/Non-Tobacco User	53	843.06	927.36
22444PA0010063	Rating Area 6	Tobacco User/Non-Tobacco User	54	882.32	970.34
22444PA0010063	Rating Area 6	Tobacco User/Non-Tobacco User	55	921.58	1013.74
22444PA0010063	Rating Area 6	Tobacco User/Non-Tobacco User	56	964.14	1060.44
22444PA0010063	Rating Area 6	Tobacco User/Non-Tobacco User	57	1007.12	1107.96
22444PA0010063	Rating Area 6	Tobacco User/Non-Tobacco User	58	1053.00	1158.38
22444PA0010063	Rating Area 6	Tobacco User/Non-Tobacco User	59	1075.73	1183.17
22444PA0010063	Rating Area 6	Tobacco User/Non-Tobacco User	60	1121.60	1233.59
22444PA0010063	Rating Area 6	Tobacco User/Non-Tobacco User	61	1161.27	1277.40
22444PA0010063	Rating Area 6	Tobacco User/Non-Tobacco User	62	1187.31	1305.91
22444PA0010063	Rating Area 6	Tobacco User/Non-Tobacco User	63	1219.96	1341.87
22444PA0010063	Rating Area 6	Tobacco User/Non-Tobacco User	64 and over	1239.79	1363.77
22444PA0010063	Rating Area 9	Tobacco User/Non-Tobacco User	0-14	379.38	379.38
22444PA0010063	Rating Area 9	Tobacco User/Non-Tobacco User	15	413.10	413.10
22444PA0010063	Rating Area 9	Tobacco User/Non-Tobacco User	16	425.99	425.99
22444PA0010063	Rating Area 9	Tobacco User/Non-Tobacco User	17	438.89	438.89
22444PA0010063	Rating Area 9	Tobacco User/Non-Tobacco User	18	452.77	452.77
22444PA0010063	Rating Area 9	Tobacco User/Non-Tobacco User	19	466.66	466.66
22444PA0010063	Rating Area 9	Tobacco User/Non-Tobacco User	20	481.04	481.04
22444PA0010063	Rating Area 9	Tobacco User/Non-Tobacco User	21	495.92	545.51
22444PA0010063	Rating Area 9	Tobacco User/Non-Tobacco User	22	495.92	545.51
22444PA0010063	Rating Area 9	Tobacco User/Non-Tobacco User	23	495.92	545.51
22444PA0010063	Rating Area 9	Tobacco User/Non-Tobacco User	24	495.92	545.51
22444PA0010063	Rating Area 9	Tobacco User/Non-Tobacco User	25	497.90	547.49
22444PA0010063	Rating Area 9	Tobacco User/Non-Tobacco User	26	507.82	558.40
22444PA0010063	Rating Area 9	Tobacco User/Non-Tobacco User	27	519.72	571.79
22444PA0010063	Rating Area 9	Tobacco User/Non-Tobacco User	28	539.06	593.12
22444PA0010063	Rating Area 9	Tobacco User/Non-Tobacco User	29	554.93	610.47
22444PA0010063	Rating Area 9	Tobacco User/Non-Tobacco User	30	562.87	619.40
22444PA0010063	Rating Area 9	Tobacco User/Non-Tobacco User	31	574.77	632.29
22444PA0010063	Rating Area 9	Tobacco User/Non-Tobacco User	32	586.67	645.19
22444PA0010063	Rating Area 9	Tobacco User/Non-Tobacco User	33	594.11	653.62
22444PA0010063	Rating Area 9	Tobacco User/Non-Tobacco User	34	602.04	662.05
22444PA0010063	Rating Area 9	Tobacco User/Non-Tobacco User	35	606.01	666.51
22444PA0010063	Rating Area 9	Tobacco User/Non-Tobacco User	36	609.98	670.98
22444PA0010063	Rating Area 9	Tobacco User/Non-Tobacco User	37	613.94	675.44
22444PA0010063	Rating Area 9	Tobacco User/Non-Tobacco User	38	617.91	679.90
22444PA0010063	Rating Area 9	Tobacco User/Non-Tobacco User	39	625.85	688.33
22444PA0010063	Rating Area 9	Tobacco User/Non-Tobacco User	40	633.78	697.26
22444PA0010063	Rating Area 9	Tobacco User/Non-Tobacco User	41	645.68	710.15
22444PA0010063	Rating Area 9	Tobacco User/Non-Tobacco User	42	657.09	723.05
22444PA0010063	Rating Area 9	Tobacco User/Non-Tobacco User	43	672.96	740.40
22444PA0010063	Rating Area 9	Tobacco User/Non-Tobacco User	44	692.80	762.22
22444PA0010063	Rating Area 9	Tobacco User/Non-Tobacco User	45	716.10	787.52
22444PA0010063	Rating Area 9	Tobacco User/Non-Tobacco User	46	743.88	818.26
22444PA0010063	Rating Area 9	Tobacco User/Non-Tobacco User	47	775.12	852.48
22444PA0010063	Rating Area 9	Tobacco User/Non-Tobacco User	48	810.82	892.15
22444PA0010063	Rating Area 9	Tobacco User/Non-Tobacco User	49	846.03	930.84
22444PA0010063	Rating Area 9	Tobacco User/Non-Tobacco User	50	885.71	974.48
22444PA0010063	Rating Area 9	Tobacco User/Non-Tobacco User	51	924.88	1017.62
22444PA0010063	Rating Area 9	Tobacco User/Non-Tobacco User	52	968.03	1064.73
22444PA0010063	Rating Area 9	Tobacco User/Non-Tobacco User	53	1011.67	1112.84
22444PA0010063	Rating Area 9	Tobacco User/Non-Tobacco User	54	1058.78	1164.41

22444PA0010063	Rating Area 9	Tobacco User/Non-Tobacco User	55	1105.89	1216.48
22444PA0010063	Rating Area 9	Tobacco User/Non-Tobacco User	56	1156.97	1272.52
22444PA0010063	Rating Area 9	Tobacco User/Non-Tobacco User	57	1208.55	1329.55
22444PA0010063	Rating Area 9	Tobacco User/Non-Tobacco User	58	1263.60	1390.05
22444PA0010063	Rating Area 9	Tobacco User/Non-Tobacco User	59	1290.87	1419.81
22444PA0010063	Rating Area 9	Tobacco User/Non-Tobacco User	60	1345.92	1480.31
22444PA0010063	Rating Area 9	Tobacco User/Non-Tobacco User	61	1393.53	1532.88
22444PA0010063	Rating Area 9	Tobacco User/Non-Tobacco User	62	1424.77	1567.10
22444PA0010063	Rating Area 9	Tobacco User/Non-Tobacco User	63	1463.95	1610.24
22444PA0010063	Rating Area 9	Tobacco User/Non-Tobacco User	64 and over	1487.75	1636.53
22444PA0010064	Rating Area 7	Tobacco User/Non-Tobacco User	0-14	395.18	395.18
22444PA0010064	Rating Area 7	Tobacco User/Non-Tobacco User	15	430.31	430.31
22444PA0010064	Rating Area 7	Tobacco User/Non-Tobacco User	16	443.74	443.74
22444PA0010064	Rating Area 7	Tobacco User/Non-Tobacco User	17	457.17	457.17
22444PA0010064	Rating Area 7	Tobacco User/Non-Tobacco User	18	471.64	471.64
22444PA0010064	Rating Area 7	Tobacco User/Non-Tobacco User	19	486.10	486.10
22444PA0010064	Rating Area 7	Tobacco User/Non-Tobacco User	20	501.08	501.08
22444PA0010064	Rating Area 7	Tobacco User/Non-Tobacco User	21	516.58	568.24
22444PA0010064	Rating Area 7	Tobacco User/Non-Tobacco User	22	516.58	568.24
22444PA0010064	Rating Area 7	Tobacco User/Non-Tobacco User	23	516.58	568.24
22444PA0010064	Rating Area 7	Tobacco User/Non-Tobacco User	24	516.58	568.24
22444PA0010064	Rating Area 7	Tobacco User/Non-Tobacco User	25	518.65	570.30
22444PA0010064	Rating Area 7	Tobacco User/Non-Tobacco User	26	528.98	581.67
22444PA0010064	Rating Area 7	Tobacco User/Non-Tobacco User	27	541.38	595.62
22444PA0010064	Rating Area 7	Tobacco User/Non-Tobacco User	28	561.52	617.83
22444PA0010064	Rating Area 7	Tobacco User/Non-Tobacco User	29	578.05	635.91
22444PA0010064	Rating Area 7	Tobacco User/Non-Tobacco User	30	586.32	645.21
22444PA0010064	Rating Area 7	Tobacco User/Non-Tobacco User	31	598.72	658.64
22444PA0010064	Rating Area 7	Tobacco User/Non-Tobacco User	32	611.11	672.07
22444PA0010064	Rating Area 7	Tobacco User/Non-Tobacco User	33	618.86	680.85
22444PA0010064	Rating Area 7	Tobacco User/Non-Tobacco User	34	627.13	689.63
22444PA0010064	Rating Area 7	Tobacco User/Non-Tobacco User	35	631.26	694.28
22444PA0010064	Rating Area 7	Tobacco User/Non-Tobacco User	36	635.39	698.93
22444PA0010064	Rating Area 7	Tobacco User/Non-Tobacco User	37	639.53	703.58
22444PA0010064	Rating Area 7	Tobacco User/Non-Tobacco User	38	643.66	708.23
22444PA0010064	Rating Area 7	Tobacco User/Non-Tobacco User	39	651.92	717.01
22444PA0010064	Rating Area 7	Tobacco User/Non-Tobacco User	40	660.19	726.31
22444PA0010064	Rating Area 7	Tobacco User/Non-Tobacco User	41	672.59	739.74
22444PA0010064	Rating Area 7	Tobacco User/Non-Tobacco User	42	684.47	753.17
22444PA0010064	Rating Area 7	Tobacco User/Non-Tobacco User	43	701.00	771.25
22444PA0010064	Rating Area 7	Tobacco User/Non-Tobacco User	44	721.66	793.98
22444PA0010064	Rating Area 7	Tobacco User/Non-Tobacco User	45	745.94	820.33
22444PA0010064	Rating Area 7	Tobacco User/Non-Tobacco User	46	774.87	852.36
22444PA0010064	Rating Area 7	Tobacco User/Non-Tobacco User	47	807.41	888.00
22444PA0010064	Rating Area 7	Tobacco User/Non-Tobacco User	48	844.61	929.33
22444PA0010064	Rating Area 7	Tobacco User/Non-Tobacco User	49	881.29	969.62
22444PA0010064	Rating Area 7	Tobacco User/Non-Tobacco User	50	922.61	1015.08
22444PA0010064	Rating Area 7	Tobacco User/Non-Tobacco User	51	963.42	1060.02
22444PA0010064	Rating Area 7	Tobacco User/Non-Tobacco User	52	1008.36	1109.10
22444PA0010064	Rating Area 7	Tobacco User/Non-Tobacco User	53	1053.82	1159.21
22444PA0010064	Rating Area 7	Tobacco User/Non-Tobacco User	54	1102.90	1212.93
22444PA0010064	Rating Area 7	Tobacco User/Non-Tobacco User	55	1151.97	1267.17
22444PA0010064	Rating Area 7	Tobacco User/Non-Tobacco User	56	1205.18	1325.54
22444PA0010064	Rating Area 7	Tobacco User/Non-Tobacco User	57	1258.91	1384.95
22444PA0010064	Rating Area 7	Tobacco User/Non-Tobacco User	58	1316.25	1447.97
22444PA0010064	Rating Area 7	Tobacco User/Non-Tobacco User	59	1344.66	1478.97
22444PA0010064	Rating Area 7	Tobacco User/Non-Tobacco User	60	1402.00	1541.99
22444PA0010064	Rating Area 7	Tobacco User/Non-Tobacco User	61	1451.59	1596.75
22444PA0010064	Rating Area 7	Tobacco User/Non-Tobacco User	62	1484.13	1632.39
22444PA0010064	Rating Area 7	Tobacco User/Non-Tobacco User	63	1524.94	1677.34
22444PA0010064	Rating Area 7	Tobacco User/Non-Tobacco User	64 and over	1549.74	1704.71
22444PA0010064	Rating Area 9	Tobacco User/Non-Tobacco User	0-14	379.38	379.38
22444PA0010064	Rating Area 9	Tobacco User/Non-Tobacco User	15	413.10	413.10
22444PA0010064	Rating Area 9	Tobacco User/Non-Tobacco User	16	425.99	425.99
22444PA0010064	Rating Area 9	Tobacco User/Non-Tobacco User	17	438.89	438.89
22444PA0010064	Rating Area 9	Tobacco User/Non-Tobacco User	18	452.77	452.77

22444PA0010064	Rating Area 9	Tobacco User/Non-Tobacco User	19	466.66	466.66
22444PA0010064	Rating Area 9	Tobacco User/Non-Tobacco User	20	481.04	481.04
22444PA0010064	Rating Area 9	Tobacco User/Non-Tobacco User	21	495.92	545.51
22444PA0010064	Rating Area 9	Tobacco User/Non-Tobacco User	22	495.92	545.51
22444PA0010064	Rating Area 9	Tobacco User/Non-Tobacco User	23	495.92	545.51
22444PA0010064	Rating Area 9	Tobacco User/Non-Tobacco User	24	495.92	545.51
22444PA0010064	Rating Area 9	Tobacco User/Non-Tobacco User	25	497.90	547.49
22444PA0010064	Rating Area 9	Tobacco User/Non-Tobacco User	26	507.82	558.40
22444PA0010064	Rating Area 9	Tobacco User/Non-Tobacco User	27	519.72	571.79
22444PA0010064	Rating Area 9	Tobacco User/Non-Tobacco User	28	539.06	593.12
22444PA0010064	Rating Area 9	Tobacco User/Non-Tobacco User	29	554.93	610.47
22444PA0010064	Rating Area 9	Tobacco User/Non-Tobacco User	30	562.87	619.40
22444PA0010064	Rating Area 9	Tobacco User/Non-Tobacco User	31	574.77	632.29
22444PA0010064	Rating Area 9	Tobacco User/Non-Tobacco User	32	586.67	645.19
22444PA0010064	Rating Area 9	Tobacco User/Non-Tobacco User	33	594.11	653.62
22444PA0010064	Rating Area 9	Tobacco User/Non-Tobacco User	34	602.04	662.05
22444PA0010064	Rating Area 9	Tobacco User/Non-Tobacco User	35	606.01	666.51
22444PA0010064	Rating Area 9	Tobacco User/Non-Tobacco User	36	609.98	670.98
22444PA0010064	Rating Area 9	Tobacco User/Non-Tobacco User	37	613.94	675.44
22444PA0010064	Rating Area 9	Tobacco User/Non-Tobacco User	38	617.91	679.90
22444PA0010064	Rating Area 9	Tobacco User/Non-Tobacco User	39	625.85	688.33
22444PA0010064	Rating Area 9	Tobacco User/Non-Tobacco User	40	633.78	697.26
22444PA0010064	Rating Area 9	Tobacco User/Non-Tobacco User	41	645.68	710.15
22444PA0010064	Rating Area 9	Tobacco User/Non-Tobacco User	42	657.09	723.05
22444PA0010064	Rating Area 9	Tobacco User/Non-Tobacco User	43	672.96	740.40
22444PA0010064	Rating Area 9	Tobacco User/Non-Tobacco User	44	692.80	762.22
22444PA0010064	Rating Area 9	Tobacco User/Non-Tobacco User	45	716.10	787.52
22444PA0010064	Rating Area 9	Tobacco User/Non-Tobacco User	46	743.88	818.26
22444PA0010064	Rating Area 9	Tobacco User/Non-Tobacco User	47	775.12	852.48
22444PA0010064	Rating Area 9	Tobacco User/Non-Tobacco User	48	810.82	892.15
22444PA0010064	Rating Area 9	Tobacco User/Non-Tobacco User	49	846.03	930.84
22444PA0010064	Rating Area 9	Tobacco User/Non-Tobacco User	50	885.71	974.48
22444PA0010064	Rating Area 9	Tobacco User/Non-Tobacco User	51	924.88	1017.62
22444PA0010064	Rating Area 9	Tobacco User/Non-Tobacco User	52	968.03	1064.73
22444PA0010064	Rating Area 9	Tobacco User/Non-Tobacco User	53	1011.67	1112.84
22444PA0010064	Rating Area 9	Tobacco User/Non-Tobacco User	54	1058.78	1164.41
22444PA0010064	Rating Area 9	Tobacco User/Non-Tobacco User	55	1105.89	1216.48
22444PA0010064	Rating Area 9	Tobacco User/Non-Tobacco User	56	1156.97	1272.52
22444PA0010064	Rating Area 9	Tobacco User/Non-Tobacco User	57	1208.55	1329.55
22444PA0010064	Rating Area 9	Tobacco User/Non-Tobacco User	58	1263.60	1390.05
22444PA0010064	Rating Area 9	Tobacco User/Non-Tobacco User	59	1290.87	1419.81
22444PA0010064	Rating Area 9	Tobacco User/Non-Tobacco User	60	1345.92	1480.31
22444PA0010064	Rating Area 9	Tobacco User/Non-Tobacco User	61	1393.53	1532.88
22444PA0010064	Rating Area 9	Tobacco User/Non-Tobacco User	62	1424.77	1567.10
22444PA0010064	Rating Area 9	Tobacco User/Non-Tobacco User	63	1463.95	1610.24
22444PA0010064	Rating Area 9	Tobacco User/Non-Tobacco User	64 and over	1487.75	1636.53
22444PA0010065	Rating Area 6	Tobacco User/Non-Tobacco User	0-14	316.15	316.15
22444PA0010065	Rating Area 6	Tobacco User/Non-Tobacco User	15	344.25	344.25
22444PA0010065	Rating Area 6	Tobacco User/Non-Tobacco User	16	354.99	354.99
22444PA0010065	Rating Area 6	Tobacco User/Non-Tobacco User	17	365.74	365.74
22444PA0010065	Rating Area 6	Tobacco User/Non-Tobacco User	18	377.31	377.31
22444PA0010065	Rating Area 6	Tobacco User/Non-Tobacco User	19	388.88	388.88
22444PA0010065	Rating Area 6	Tobacco User/Non-Tobacco User	20	400.87	400.87
22444PA0010065	Rating Area 6	Tobacco User/Non-Tobacco User	21	413.27	454.60
22444PA0010065	Rating Area 6	Tobacco User/Non-Tobacco User	22	413.27	454.60
22444PA0010065	Rating Area 6	Tobacco User/Non-Tobacco User	23	413.27	454.60
22444PA0010065	Rating Area 6	Tobacco User/Non-Tobacco User	24	413.27	454.60
22444PA0010065	Rating Area 6	Tobacco User/Non-Tobacco User	25	414.92	456.24
22444PA0010065	Rating Area 6	Tobacco User/Non-Tobacco User	26	423.18	465.34
22444PA0010065	Rating Area 6	Tobacco User/Non-Tobacco User	27	433.10	476.49
22444PA0010065	Rating Area 6	Tobacco User/Non-Tobacco User	28	449.22	494.26
22444PA0010065	Rating Area 6	Tobacco User/Non-Tobacco User	29	462.44	508.73
22444PA0010065	Rating Area 6	Tobacco User/Non-Tobacco User	30	469.05	516.17
22444PA0010065	Rating Area 6	Tobacco User/Non-Tobacco User	31	478.97	526.91
22444PA0010065	Rating Area 6	Tobacco User/Non-Tobacco User	32	488.89	537.66
22444PA0010065	Rating Area 6	Tobacco User/Non-Tobacco User	33	495.09	544.68

22444PA0010065	Rating Area 6	Tobacco User/Non-Tobacco User	34	501.70	551.71
22444PA0010065	Rating Area 6	Tobacco User/Non-Tobacco User	35	505.01	555.43
22444PA0010065	Rating Area 6	Tobacco User/Non-Tobacco User	36	508.31	559.15
22444PA0010065	Rating Area 6	Tobacco User/Non-Tobacco User	37	511.62	562.87
22444PA0010065	Rating Area 6	Tobacco User/Non-Tobacco User	38	514.93	566.58
22444PA0010065	Rating Area 6	Tobacco User/Non-Tobacco User	39	521.54	573.61
22444PA0010065	Rating Area 6	Tobacco User/Non-Tobacco User	40	528.15	581.05
22444PA0010065	Rating Area 6	Tobacco User/Non-Tobacco User	41	538.07	591.79
22444PA0010065	Rating Area 6	Tobacco User/Non-Tobacco User	42	547.57	602.54
22444PA0010065	Rating Area 6	Tobacco User/Non-Tobacco User	43	560.80	617.00
22444PA0010065	Rating Area 6	Tobacco User/Non-Tobacco User	44	577.33	635.19
22444PA0010065	Rating Area 6	Tobacco User/Non-Tobacco User	45	596.75	656.26
22444PA0010065	Rating Area 6	Tobacco User/Non-Tobacco User	46	619.90	681.89
22444PA0010065	Rating Area 6	Tobacco User/Non-Tobacco User	47	645.93	710.40
22444PA0010065	Rating Area 6	Tobacco User/Non-Tobacco User	48	675.69	743.46
22444PA0010065	Rating Area 6	Tobacco User/Non-Tobacco User	49	705.03	775.70
22444PA0010065	Rating Area 6	Tobacco User/Non-Tobacco User	50	738.09	812.06
22444PA0010065	Rating Area 6	Tobacco User/Non-Tobacco User	51	770.74	848.02
22444PA0010065	Rating Area 6	Tobacco User/Non-Tobacco User	52	806.69	887.28
22444PA0010065	Rating Area 6	Tobacco User/Non-Tobacco User	53	843.06	927.36
22444PA0010065	Rating Area 6	Tobacco User/Non-Tobacco User	54	882.32	970.34
22444PA0010065	Rating Area 6	Tobacco User/Non-Tobacco User	55	921.58	1013.74
22444PA0010065	Rating Area 6	Tobacco User/Non-Tobacco User	56	964.14	1060.44
22444PA0010065	Rating Area 6	Tobacco User/Non-Tobacco User	57	1007.12	1107.96
22444PA0010065	Rating Area 6	Tobacco User/Non-Tobacco User	58	1053.00	1158.38
22444PA0010065	Rating Area 6	Tobacco User/Non-Tobacco User	59	1075.73	1183.17
22444PA0010065	Rating Area 6	Tobacco User/Non-Tobacco User	60	1121.60	1233.59
22444PA0010065	Rating Area 6	Tobacco User/Non-Tobacco User	61	1161.27	1277.40
22444PA0010065	Rating Area 6	Tobacco User/Non-Tobacco User	62	1187.31	1305.91
22444PA0010065	Rating Area 6	Tobacco User/Non-Tobacco User	63	1219.96	1341.87
22444PA0010065	Rating Area 6	Tobacco User/Non-Tobacco User	64 and over	1239.79	1363.77
22444PA0010082	Rating Area 2	Tobacco User/Non-Tobacco User	0-14	395.50	395.50
22444PA0010082	Rating Area 2	Tobacco User/Non-Tobacco User	15	430.65	430.65
22444PA0010082	Rating Area 2	Tobacco User/Non-Tobacco User	16	444.10	444.10
22444PA0010082	Rating Area 2	Tobacco User/Non-Tobacco User	17	457.54	457.54
22444PA0010082	Rating Area 2	Tobacco User/Non-Tobacco User	18	472.01	472.01
22444PA0010082	Rating Area 2	Tobacco User/Non-Tobacco User	19	486.49	486.49
22444PA0010082	Rating Area 2	Tobacco User/Non-Tobacco User	20	501.48	501.48
22444PA0010082	Rating Area 2	Tobacco User/Non-Tobacco User	21	517.00	568.70
22444PA0010082	Rating Area 2	Tobacco User/Non-Tobacco User	22	517.00	568.70
22444PA0010082	Rating Area 2	Tobacco User/Non-Tobacco User	23	517.00	568.70
22444PA0010082	Rating Area 2	Tobacco User/Non-Tobacco User	24	517.00	568.70
22444PA0010082	Rating Area 2	Tobacco User/Non-Tobacco User	25	519.06	570.76
22444PA0010082	Rating Area 2	Tobacco User/Non-Tobacco User	26	529.40	582.13
22444PA0010082	Rating Area 2	Tobacco User/Non-Tobacco User	27	541.81	596.09
22444PA0010082	Rating Area 2	Tobacco User/Non-Tobacco User	28	561.97	618.32
22444PA0010082	Rating Area 2	Tobacco User/Non-Tobacco User	29	578.51	636.42
22444PA0010082	Rating Area 2	Tobacco User/Non-Tobacco User	30	586.79	645.72
22444PA0010082	Rating Area 2	Tobacco User/Non-Tobacco User	31	599.19	659.16
22444PA0010082	Rating Area 2	Tobacco User/Non-Tobacco User	32	611.60	672.61
22444PA0010082	Rating Area 2	Tobacco User/Non-Tobacco User	33	619.36	681.40
22444PA0010082	Rating Area 2	Tobacco User/Non-Tobacco User	34	627.63	690.18
22444PA0010082	Rating Area 2	Tobacco User/Non-Tobacco User	35	631.76	694.84
22444PA0010082	Rating Area 2	Tobacco User/Non-Tobacco User	36	635.90	699.49
22444PA0010082	Rating Area 2	Tobacco User/Non-Tobacco User	37	640.04	704.14
22444PA0010082	Rating Area 2	Tobacco User/Non-Tobacco User	38	644.17	708.80
22444PA0010082	Rating Area 2	Tobacco User/Non-Tobacco User	39	652.44	717.58
22444PA0010082	Rating Area 2	Tobacco User/Non-Tobacco User	40	660.72	726.89
22444PA0010082	Rating Area 2	Tobacco User/Non-Tobacco User	41	673.12	740.33
22444PA0010082	Rating Area 2	Tobacco User/Non-Tobacco User	42	685.01	753.77
22444PA0010082	Rating Area 2	Tobacco User/Non-Tobacco User	43	701.56	771.87
22444PA0010082	Rating Area 2	Tobacco User/Non-Tobacco User	44	722.24	794.62
22444PA0010082	Rating Area 2	Tobacco User/Non-Tobacco User	45	746.54	820.98
22444PA0010082	Rating Area 2	Tobacco User/Non-Tobacco User	46	775.49	853.04
22444PA0010082	Rating Area 2	Tobacco User/Non-Tobacco User	47	808.06	888.71
22444PA0010082	Rating Area 2	Tobacco User/Non-Tobacco User	48	845.28	930.07

22444PA0010082	Rating Area 2	Tobacco User/Non-Tobacco User	49	881.99	970.39
22444PA0010082	Rating Area 2	Tobacco User/Non-Tobacco User	50	923.35	1015.89
22444PA0010082	Rating Area 2	Tobacco User/Non-Tobacco User	51	964.19	1060.87
22444PA0010082	Rating Area 2	Tobacco User/Non-Tobacco User	52	1009.17	1109.98
22444PA0010082	Rating Area 2	Tobacco User/Non-Tobacco User	53	1054.66	1160.13
22444PA0010082	Rating Area 2	Tobacco User/Non-Tobacco User	54	1103.78	1213.90
22444PA0010082	Rating Area 2	Tobacco User/Non-Tobacco User	55	1152.89	1268.18
22444PA0010082	Rating Area 2	Tobacco User/Non-Tobacco User	56	1206.14	1326.60
22444PA0010082	Rating Area 2	Tobacco User/Non-Tobacco User	57	1259.91	1386.06
22444PA0010082	Rating Area 2	Tobacco User/Non-Tobacco User	58	1317.30	1449.13
22444PA0010082	Rating Area 2	Tobacco User/Non-Tobacco User	59	1345.73	1480.15
22444PA0010082	Rating Area 2	Tobacco User/Non-Tobacco User	60	1403.12	1543.22
22444PA0010082	Rating Area 2	Tobacco User/Non-Tobacco User	61	1452.75	1598.02
22444PA0010082	Rating Area 2	Tobacco User/Non-Tobacco User	62	1485.32	1633.69
22444PA0010082	Rating Area 2	Tobacco User/Non-Tobacco User	63	1526.16	1678.67
22444PA0010082	Rating Area 2	Tobacco User/Non-Tobacco User	64 and over	1550.98	1706.07
22444PA0010082	Rating Area 5	Tobacco User/Non-Tobacco User	0-14	375.72	375.72
22444PA0010082	Rating Area 5	Tobacco User/Non-Tobacco User	15	409.12	409.12
22444PA0010082	Rating Area 5	Tobacco User/Non-Tobacco User	16	421.89	421.89
22444PA0010082	Rating Area 5	Tobacco User/Non-Tobacco User	17	434.66	434.66
22444PA0010082	Rating Area 5	Tobacco User/Non-Tobacco User	18	448.41	448.41
22444PA0010082	Rating Area 5	Tobacco User/Non-Tobacco User	19	462.16	462.16
22444PA0010082	Rating Area 5	Tobacco User/Non-Tobacco User	20	476.41	476.41
22444PA0010082	Rating Area 5	Tobacco User/Non-Tobacco User	21	491.15	540.26
22444PA0010082	Rating Area 5	Tobacco User/Non-Tobacco User	22	491.15	540.26
22444PA0010082	Rating Area 5	Tobacco User/Non-Tobacco User	23	491.15	540.26
22444PA0010082	Rating Area 5	Tobacco User/Non-Tobacco User	24	491.15	540.26
22444PA0010082	Rating Area 5	Tobacco User/Non-Tobacco User	25	493.11	542.22
22444PA0010082	Rating Area 5	Tobacco User/Non-Tobacco User	26	502.93	553.03
22444PA0010082	Rating Area 5	Tobacco User/Non-Tobacco User	27	514.72	566.29
22444PA0010082	Rating Area 5	Tobacco User/Non-Tobacco User	28	533.87	587.41
22444PA0010082	Rating Area 5	Tobacco User/Non-Tobacco User	29	549.59	604.60
22444PA0010082	Rating Area 5	Tobacco User/Non-Tobacco User	30	557.45	613.44
22444PA0010082	Rating Area 5	Tobacco User/Non-Tobacco User	31	569.23	626.21
22444PA0010082	Rating Area 5	Tobacco User/Non-Tobacco User	32	581.02	638.98
22444PA0010082	Rating Area 5	Tobacco User/Non-Tobacco User	33	588.39	647.33
22444PA0010082	Rating Area 5	Tobacco User/Non-Tobacco User	34	596.25	655.68
22444PA0010082	Rating Area 5	Tobacco User/Non-Tobacco User	35	600.18	660.10
22444PA0010082	Rating Area 5	Tobacco User/Non-Tobacco User	36	604.11	664.52
22444PA0010082	Rating Area 5	Tobacco User/Non-Tobacco User	37	608.03	668.94
22444PA0010082	Rating Area 5	Tobacco User/Non-Tobacco User	38	611.96	673.36
22444PA0010082	Rating Area 5	Tobacco User/Non-Tobacco User	39	619.82	681.71
22444PA0010082	Rating Area 5	Tobacco User/Non-Tobacco User	40	627.68	690.55
22444PA0010082	Rating Area 5	Tobacco User/Non-Tobacco User	41	639.47	703.32
22444PA0010082	Rating Area 5	Tobacco User/Non-Tobacco User	42	650.76	716.09
22444PA0010082	Rating Area 5	Tobacco User/Non-Tobacco User	43	666.48	733.28
22444PA0010082	Rating Area 5	Tobacco User/Non-Tobacco User	44	686.13	754.89
22444PA0010082	Rating Area 5	Tobacco User/Non-Tobacco User	45	709.21	779.93
22444PA0010082	Rating Area 5	Tobacco User/Non-Tobacco User	46	736.71	810.38
22444PA0010082	Rating Area 5	Tobacco User/Non-Tobacco User	47	767.66	844.27
22444PA0010082	Rating Area 5	Tobacco User/Non-Tobacco User	48	803.02	883.57
22444PA0010082	Rating Area 5	Tobacco User/Non-Tobacco User	49	837.89	921.87
22444PA0010082	Rating Area 5	Tobacco User/Non-Tobacco User	50	877.18	965.09
22444PA0010082	Rating Area 5	Tobacco User/Non-Tobacco User	51	915.98	1007.82
22444PA0010082	Rating Area 5	Tobacco User/Non-Tobacco User	52	958.71	1054.48
22444PA0010082	Rating Area 5	Tobacco User/Non-Tobacco User	53	1001.93	1102.12
22444PA0010082	Rating Area 5	Tobacco User/Non-Tobacco User	54	1048.59	1153.20
22444PA0010082	Rating Area 5	Tobacco User/Non-Tobacco User	55	1095.25	1204.77
22444PA0010082	Rating Area 5	Tobacco User/Non-Tobacco User	56	1145.84	1260.27
22444PA0010082	Rating Area 5	Tobacco User/Non-Tobacco User	57	1196.91	1316.75
22444PA0010082	Rating Area 5	Tobacco User/Non-Tobacco User	58	1251.43	1376.67
22444PA0010082	Rating Area 5	Tobacco User/Non-Tobacco User	59	1278.44	1406.14
22444PA0010082	Rating Area 5	Tobacco User/Non-Tobacco User	60	1332.96	1466.06
22444PA0010082	Rating Area 5	Tobacco User/Non-Tobacco User	61	1380.11	1518.12
22444PA0010082	Rating Area 5	Tobacco User/Non-Tobacco User	62	1411.05	1552.01
22444PA0010082	Rating Area 5	Tobacco User/Non-Tobacco User	63	1449.85	1594.74

22444PA0010082	Rating Area 5	Tobacco User/Non-Tobacco User	64 and over	1473.43	1620.77
22444PA0010090	Rating Area 2	Tobacco User/Non-Tobacco User	0-14	316.15	316.15
22444PA0010090	Rating Area 2	Tobacco User/Non-Tobacco User	15	344.25	344.25
22444PA0010090	Rating Area 2	Tobacco User/Non-Tobacco User	16	354.99	354.99
22444PA0010090	Rating Area 2	Tobacco User/Non-Tobacco User	17	365.74	365.74
22444PA0010090	Rating Area 2	Tobacco User/Non-Tobacco User	18	377.31	377.31
22444PA0010090	Rating Area 2	Tobacco User/Non-Tobacco User	19	388.88	388.88
22444PA0010090	Rating Area 2	Tobacco User/Non-Tobacco User	20	400.87	400.87
22444PA0010090	Rating Area 2	Tobacco User/Non-Tobacco User	21	413.27	454.60
22444PA0010090	Rating Area 2	Tobacco User/Non-Tobacco User	22	413.27	454.60
22444PA0010090	Rating Area 2	Tobacco User/Non-Tobacco User	23	413.27	454.60
22444PA0010090	Rating Area 2	Tobacco User/Non-Tobacco User	24	413.27	454.60
22444PA0010090	Rating Area 2	Tobacco User/Non-Tobacco User	25	414.92	456.24
22444PA0010090	Rating Area 2	Tobacco User/Non-Tobacco User	26	423.18	465.34
22444PA0010090	Rating Area 2	Tobacco User/Non-Tobacco User	27	433.10	476.49
22444PA0010090	Rating Area 2	Tobacco User/Non-Tobacco User	28	449.22	494.26
22444PA0010090	Rating Area 2	Tobacco User/Non-Tobacco User	29	462.44	508.73
22444PA0010090	Rating Area 2	Tobacco User/Non-Tobacco User	30	469.05	516.17
22444PA0010090	Rating Area 2	Tobacco User/Non-Tobacco User	31	478.97	526.91
22444PA0010090	Rating Area 2	Tobacco User/Non-Tobacco User	32	488.89	537.66
22444PA0010090	Rating Area 2	Tobacco User/Non-Tobacco User	33	495.09	544.68
22444PA0010090	Rating Area 2	Tobacco User/Non-Tobacco User	34	501.70	551.71
22444PA0010090	Rating Area 2	Tobacco User/Non-Tobacco User	35	505.01	555.43
22444PA0010090	Rating Area 2	Tobacco User/Non-Tobacco User	36	508.31	559.15
22444PA0010090	Rating Area 2	Tobacco User/Non-Tobacco User	37	511.62	562.87
22444PA0010090	Rating Area 2	Tobacco User/Non-Tobacco User	38	514.93	566.58
22444PA0010090	Rating Area 2	Tobacco User/Non-Tobacco User	39	521.54	573.61
22444PA0010090	Rating Area 2	Tobacco User/Non-Tobacco User	40	528.15	581.05
22444PA0010090	Rating Area 2	Tobacco User/Non-Tobacco User	41	538.07	591.79
22444PA0010090	Rating Area 2	Tobacco User/Non-Tobacco User	42	547.57	602.54
22444PA0010090	Rating Area 2	Tobacco User/Non-Tobacco User	43	560.80	617.00
22444PA0010090	Rating Area 2	Tobacco User/Non-Tobacco User	44	577.33	635.19
22444PA0010090	Rating Area 2	Tobacco User/Non-Tobacco User	45	596.75	656.26
22444PA0010090	Rating Area 2	Tobacco User/Non-Tobacco User	46	619.90	681.89
22444PA0010090	Rating Area 2	Tobacco User/Non-Tobacco User	47	645.93	710.40
22444PA0010090	Rating Area 2	Tobacco User/Non-Tobacco User	48	675.69	743.46
22444PA0010090	Rating Area 2	Tobacco User/Non-Tobacco User	49	705.03	775.70
22444PA0010090	Rating Area 2	Tobacco User/Non-Tobacco User	50	738.09	812.06
22444PA0010090	Rating Area 2	Tobacco User/Non-Tobacco User	51	770.74	848.02
22444PA0010090	Rating Area 2	Tobacco User/Non-Tobacco User	52	806.69	887.28
22444PA0010090	Rating Area 2	Tobacco User/Non-Tobacco User	53	843.06	927.36
22444PA0010090	Rating Area 2	Tobacco User/Non-Tobacco User	54	882.32	970.34
22444PA0010090	Rating Area 2	Tobacco User/Non-Tobacco User	55	921.58	1013.74
22444PA0010090	Rating Area 2	Tobacco User/Non-Tobacco User	56	964.14	1060.44
22444PA0010090	Rating Area 2	Tobacco User/Non-Tobacco User	57	1007.12	1107.96
22444PA0010090	Rating Area 2	Tobacco User/Non-Tobacco User	58	1053.00	1158.38
22444PA0010090	Rating Area 2	Tobacco User/Non-Tobacco User	59	1075.73	1183.17
22444PA0010090	Rating Area 2	Tobacco User/Non-Tobacco User	60	1121.60	1233.59
22444PA0010090	Rating Area 2	Tobacco User/Non-Tobacco User	61	1161.27	1277.40
22444PA0010090	Rating Area 2	Tobacco User/Non-Tobacco User	62	1187.31	1305.91
22444PA0010090	Rating Area 2	Tobacco User/Non-Tobacco User	63	1219.96	1341.87
22444PA0010090	Rating Area 2	Tobacco User/Non-Tobacco User	64 and over	1239.79	1363.77
22444PA0010090	Rating Area 5	Tobacco User/Non-Tobacco User	0-14	300.34	300.34
22444PA0010090	Rating Area 5	Tobacco User/Non-Tobacco User	15	327.04	327.04
22444PA0010090	Rating Area 5	Tobacco User/Non-Tobacco User	16	337.24	337.24
22444PA0010090	Rating Area 5	Tobacco User/Non-Tobacco User	17	347.45	347.45
22444PA0010090	Rating Area 5	Tobacco User/Non-Tobacco User	18	358.44	358.44
22444PA0010090	Rating Area 5	Tobacco User/Non-Tobacco User	19	369.44	369.44
22444PA0010090	Rating Area 5	Tobacco User/Non-Tobacco User	20	380.82	380.82
22444PA0010090	Rating Area 5	Tobacco User/Non-Tobacco User	21	392.61	431.87
22444PA0010090	Rating Area 5	Tobacco User/Non-Tobacco User	22	392.61	431.87
22444PA0010090	Rating Area 5	Tobacco User/Non-Tobacco User	23	392.61	431.87
22444PA0010090	Rating Area 5	Tobacco User/Non-Tobacco User	24	392.61	431.87
22444PA0010090	Rating Area 5	Tobacco User/Non-Tobacco User	25	394.17	433.43
22444PA0010090	Rating Area 5	Tobacco User/Non-Tobacco User	26	402.02	442.07
22444PA0010090	Rating Area 5	Tobacco User/Non-Tobacco User	27	411.45	452.67

22444PA0010090	Rating Area 5	Tobacco User/Non-Tobacco User	28	426.76	469.55
22444PA0010090	Rating Area 5	Tobacco User/Non-Tobacco User	29	439.32	483.29
22444PA0010090	Rating Area 5	Tobacco User/Non-Tobacco User	30	445.60	490.36
22444PA0010090	Rating Area 5	Tobacco User/Non-Tobacco User	31	455.02	500.57
22444PA0010090	Rating Area 5	Tobacco User/Non-Tobacco User	32	464.45	510.77
22444PA0010090	Rating Area 5	Tobacco User/Non-Tobacco User	33	470.34	517.45
22444PA0010090	Rating Area 5	Tobacco User/Non-Tobacco User	34	476.62	524.12
22444PA0010090	Rating Area 5	Tobacco User/Non-Tobacco User	35	479.76	527.66
22444PA0010090	Rating Area 5	Tobacco User/Non-Tobacco User	36	482.90	531.19
22444PA0010090	Rating Area 5	Tobacco User/Non-Tobacco User	37	486.04	534.72
22444PA0010090	Rating Area 5	Tobacco User/Non-Tobacco User	38	489.18	538.26
22444PA0010090	Rating Area 5	Tobacco User/Non-Tobacco User	39	495.46	544.93
22444PA0010090	Rating Area 5	Tobacco User/Non-Tobacco User	40	501.74	552.00
22444PA0010090	Rating Area 5	Tobacco User/Non-Tobacco User	41	511.17	562.20
22444PA0010090	Rating Area 5	Tobacco User/Non-Tobacco User	42	520.20	572.41
22444PA0010090	Rating Area 5	Tobacco User/Non-Tobacco User	43	532.76	586.15
22444PA0010090	Rating Area 5	Tobacco User/Non-Tobacco User	44	548.46	603.43
22444PA0010090	Rating Area 5	Tobacco User/Non-Tobacco User	45	566.92	623.45
22444PA0010090	Rating Area 5	Tobacco User/Non-Tobacco User	46	588.90	647.79
22444PA0010090	Rating Area 5	Tobacco User/Non-Tobacco User	47	613.64	674.88
22444PA0010090	Rating Area 5	Tobacco User/Non-Tobacco User	48	641.90	706.29
22444PA0010090	Rating Area 5	Tobacco User/Non-Tobacco User	49	669.78	736.91
22444PA0010090	Rating Area 5	Tobacco User/Non-Tobacco User	50	701.19	771.46
22444PA0010090	Rating Area 5	Tobacco User/Non-Tobacco User	51	732.20	805.62
22444PA0010090	Rating Area 5	Tobacco User/Non-Tobacco User	52	766.36	842.91
22444PA0010090	Rating Area 5	Tobacco User/Non-Tobacco User	53	800.91	881.00
22444PA0010090	Rating Area 5	Tobacco User/Non-Tobacco User	54	838.20	921.83
22444PA0010090	Rating Area 5	Tobacco User/Non-Tobacco User	55	875.50	963.05
22444PA0010090	Rating Area 5	Tobacco User/Non-Tobacco User	56	915.94	1007.41
22444PA0010090	Rating Area 5	Tobacco User/Non-Tobacco User	57	956.77	1052.56
22444PA0010090	Rating Area 5	Tobacco User/Non-Tobacco User	58	1000.35	1100.46
22444PA0010090	Rating Area 5	Tobacco User/Non-Tobacco User	59	1021.94	1124.02
22444PA0010090	Rating Area 5	Tobacco User/Non-Tobacco User	60	1065.52	1171.91
22444PA0010090	Rating Area 5	Tobacco User/Non-Tobacco User	61	1103.21	1213.53
22444PA0010090	Rating Area 5	Tobacco User/Non-Tobacco User	62	1127.94	1240.62
22444PA0010090	Rating Area 5	Tobacco User/Non-Tobacco User	63	1158.96	1274.77
22444PA0010090	Rating Area 5	Tobacco User/Non-Tobacco User	64 and over	1177.80	1295.58
22444PA0010098	Rating Area 2	Tobacco User/Non-Tobacco User	0-14	441.34	441.34
22444PA0010098	Rating Area 2	Tobacco User/Non-Tobacco User	15	480.57	480.57
22444PA0010098	Rating Area 2	Tobacco User/Non-Tobacco User	16	495.56	495.56
22444PA0010098	Rating Area 2	Tobacco User/Non-Tobacco User	17	510.56	510.56
22444PA0010098	Rating Area 2	Tobacco User/Non-Tobacco User	18	526.72	526.72
22444PA0010098	Rating Area 2	Tobacco User/Non-Tobacco User	19	542.87	542.87
22444PA0010098	Rating Area 2	Tobacco User/Non-Tobacco User	20	559.60	559.60
22444PA0010098	Rating Area 2	Tobacco User/Non-Tobacco User	21	576.91	634.60
22444PA0010098	Rating Area 2	Tobacco User/Non-Tobacco User	22	576.91	634.60
22444PA0010098	Rating Area 2	Tobacco User/Non-Tobacco User	23	576.91	634.60
22444PA0010098	Rating Area 2	Tobacco User/Non-Tobacco User	24	576.91	634.60
22444PA0010098	Rating Area 2	Tobacco User/Non-Tobacco User	25	579.22	636.91
22444PA0010098	Rating Area 2	Tobacco User/Non-Tobacco User	26	590.75	649.60
22444PA0010098	Rating Area 2	Tobacco User/Non-Tobacco User	27	604.60	665.18
22444PA0010098	Rating Area 2	Tobacco User/Non-Tobacco User	28	627.10	689.98
22444PA0010098	Rating Area 2	Tobacco User/Non-Tobacco User	29	645.56	710.17
22444PA0010098	Rating Area 2	Tobacco User/Non-Tobacco User	30	654.79	720.56
22444PA0010098	Rating Area 2	Tobacco User/Non-Tobacco User	31	668.64	735.56
22444PA0010098	Rating Area 2	Tobacco User/Non-Tobacco User	32	682.48	750.56
22444PA0010098	Rating Area 2	Tobacco User/Non-Tobacco User	33	691.14	760.37
22444PA0010098	Rating Area 2	Tobacco User/Non-Tobacco User	34	700.37	770.17
22444PA0010098	Rating Area 2	Tobacco User/Non-Tobacco User	35	704.98	775.37
22444PA0010098	Rating Area 2	Tobacco User/Non-Tobacco User	36	709.60	780.56
22444PA0010098	Rating Area 2	Tobacco User/Non-Tobacco User	37	714.21	785.75
22444PA0010098	Rating Area 2	Tobacco User/Non-Tobacco User	38	718.83	790.94
22444PA0010098	Rating Area 2	Tobacco User/Non-Tobacco User	39	728.06	800.75
22444PA0010098	Rating Area 2	Tobacco User/Non-Tobacco User	40	737.29	811.13
22444PA0010098	Rating Area 2	Tobacco User/Non-Tobacco User	41	751.14	826.13
22444PA0010098	Rating Area 2	Tobacco User/Non-Tobacco User	42	764.40	841.13

22444PA0010098	Rating Area 2	Tobacco User/Non-Tobacco User	43	782.87	861.33
22444PA0010098	Rating Area 2	Tobacco User/Non-Tobacco User	44	805.94	886.71
22444PA0010098	Rating Area 2	Tobacco User/Non-Tobacco User	45	833.06	916.13
22444PA0010098	Rating Area 2	Tobacco User/Non-Tobacco User	46	865.36	951.90
22444PA0010098	Rating Area 2	Tobacco User/Non-Tobacco User	47	901.71	991.71
22444PA0010098	Rating Area 2	Tobacco User/Non-Tobacco User	48	943.25	1037.86
22444PA0010098	Rating Area 2	Tobacco User/Non-Tobacco User	49	984.21	1082.86
22444PA0010098	Rating Area 2	Tobacco User/Non-Tobacco User	50	1030.36	1133.63
22444PA0010098	Rating Area 2	Tobacco User/Non-Tobacco User	51	1075.94	1183.82
22444PA0010098	Rating Area 2	Tobacco User/Non-Tobacco User	52	1126.13	1238.62
22444PA0010098	Rating Area 2	Tobacco User/Non-Tobacco User	53	1176.89	1294.58
22444PA0010098	Rating Area 2	Tobacco User/Non-Tobacco User	54	1231.70	1354.58
22444PA0010098	Rating Area 2	Tobacco User/Non-Tobacco User	55	1286.51	1415.16
22444PA0010098	Rating Area 2	Tobacco User/Non-Tobacco User	56	1345.93	1480.35
22444PA0010098	Rating Area 2	Tobacco User/Non-Tobacco User	57	1405.93	1546.69
22444PA0010098	Rating Area 2	Tobacco User/Non-Tobacco User	58	1469.96	1617.08
22444PA0010098	Rating Area 2	Tobacco User/Non-Tobacco User	59	1501.69	1651.69
22444PA0010098	Rating Area 2	Tobacco User/Non-Tobacco User	60	1565.73	1722.07
22444PA0010098	Rating Area 2	Tobacco User/Non-Tobacco User	61	1621.11	1783.23
22444PA0010098	Rating Area 2	Tobacco User/Non-Tobacco User	62	1657.46	1823.03
22444PA0010098	Rating Area 2	Tobacco User/Non-Tobacco User	63	1703.04	1873.22
22444PA0010098	Rating Area 2	Tobacco User/Non-Tobacco User	64 and over	1730.73	1903.80
22444PA0010098	Rating Area 5	Tobacco User/Non-Tobacco User	0-14	419.27	419.27
22444PA0010098	Rating Area 5	Tobacco User/Non-Tobacco User	15	456.54	456.54
22444PA0010098	Rating Area 5	Tobacco User/Non-Tobacco User	16	470.79	470.79
22444PA0010098	Rating Area 5	Tobacco User/Non-Tobacco User	17	485.04	485.04
22444PA0010098	Rating Area 5	Tobacco User/Non-Tobacco User	18	500.38	500.38
22444PA0010098	Rating Area 5	Tobacco User/Non-Tobacco User	19	515.73	515.73
22444PA0010098	Rating Area 5	Tobacco User/Non-Tobacco User	20	531.62	531.62
22444PA0010098	Rating Area 5	Tobacco User/Non-Tobacco User	21	548.07	602.87
22444PA0010098	Rating Area 5	Tobacco User/Non-Tobacco User	22	548.07	602.87
22444PA0010098	Rating Area 5	Tobacco User/Non-Tobacco User	23	548.07	602.87
22444PA0010098	Rating Area 5	Tobacco User/Non-Tobacco User	24	548.07	602.87
22444PA0010098	Rating Area 5	Tobacco User/Non-Tobacco User	25	550.26	605.06
22444PA0010098	Rating Area 5	Tobacco User/Non-Tobacco User	26	561.22	617.12
22444PA0010098	Rating Area 5	Tobacco User/Non-Tobacco User	27	574.37	631.92
22444PA0010098	Rating Area 5	Tobacco User/Non-Tobacco User	28	595.75	655.48
22444PA0010098	Rating Area 5	Tobacco User/Non-Tobacco User	29	613.28	674.67
22444PA0010098	Rating Area 5	Tobacco User/Non-Tobacco User	30	622.05	684.53
22444PA0010098	Rating Area 5	Tobacco User/Non-Tobacco User	31	635.21	698.78
22444PA0010098	Rating Area 5	Tobacco User/Non-Tobacco User	32	648.36	713.03
22444PA0010098	Rating Area 5	Tobacco User/Non-Tobacco User	33	656.58	722.35
22444PA0010098	Rating Area 5	Tobacco User/Non-Tobacco User	34	665.35	731.66
22444PA0010098	Rating Area 5	Tobacco User/Non-Tobacco User	35	669.73	736.60
22444PA0010098	Rating Area 5	Tobacco User/Non-Tobacco User	36	674.12	741.53
22444PA0010098	Rating Area 5	Tobacco User/Non-Tobacco User	37	678.50	746.46
22444PA0010098	Rating Area 5	Tobacco User/Non-Tobacco User	38	682.89	751.40
22444PA0010098	Rating Area 5	Tobacco User/Non-Tobacco User	39	691.66	760.71
22444PA0010098	Rating Area 5	Tobacco User/Non-Tobacco User	40	700.43	770.58
22444PA0010098	Rating Area 5	Tobacco User/Non-Tobacco User	41	713.58	784.83
22444PA0010098	Rating Area 5	Tobacco User/Non-Tobacco User	42	726.18	799.08
22444PA0010098	Rating Area 5	Tobacco User/Non-Tobacco User	43	743.72	818.26
22444PA0010098	Rating Area 5	Tobacco User/Non-Tobacco User	44	765.64	842.37
22444PA0010098	Rating Area 5	Tobacco User/Non-Tobacco User	45	791.40	870.32
22444PA0010098	Rating Area 5	Tobacco User/Non-Tobacco User	46	822.10	904.30
22444PA0010098	Rating Area 5	Tobacco User/Non-Tobacco User	47	856.62	942.12
22444PA0010098	Rating Area 5	Tobacco User/Non-Tobacco User	48	896.08	985.97
22444PA0010098	Rating Area 5	Tobacco User/Non-Tobacco User	49	935.00	1028.72
22444PA0010098	Rating Area 5	Tobacco User/Non-Tobacco User	50	978.84	1076.94
22444PA0010098	Rating Area 5	Tobacco User/Non-Tobacco User	51	1022.14	1124.63
22444PA0010098	Rating Area 5	Tobacco User/Non-Tobacco User	52	1069.82	1176.69
22444PA0010098	Rating Area 5	Tobacco User/Non-Tobacco User	53	1118.05	1229.85
22444PA0010098	Rating Area 5	Tobacco User/Non-Tobacco User	54	1170.12	1286.85
22444PA0010098	Rating Area 5	Tobacco User/Non-Tobacco User	55	1222.18	1344.40
22444PA0010098	Rating Area 5	Tobacco User/Non-Tobacco User	56	1278.63	1406.33
22444PA0010098	Rating Area 5	Tobacco User/Non-Tobacco User	57	1335.63	1469.36

22444PA0010098	Rating Area 5	Tobacco User/Non-Tobacco User	58	1396.47	1536.22
22444PA0010098	Rating Area 5	Tobacco User/Non-Tobacco User	59	1426.61	1569.11
22444PA0010098	Rating Area 5	Tobacco User/Non-Tobacco User	60	1487.44	1635.97
22444PA0010098	Rating Area 5	Tobacco User/Non-Tobacco User	61	1540.06	1694.06
22444PA0010098	Rating Area 5	Tobacco User/Non-Tobacco User	62	1574.59	1731.88
22444PA0010098	Rating Area 5	Tobacco User/Non-Tobacco User	63	1617.88	1779.56
22444PA0010098	Rating Area 5	Tobacco User/Non-Tobacco User	64 and over	1644.19	1808.61
22444PA0010106	Rating Area 2	Tobacco User/Non-Tobacco User	0-14	282.12	282.12
22444PA0010106	Rating Area 2	Tobacco User/Non-Tobacco User	15	307.19	307.19
22444PA0010106	Rating Area 2	Tobacco User/Non-Tobacco User	16	316.78	316.78
22444PA0010106	Rating Area 2	Tobacco User/Non-Tobacco User	17	326.37	326.37
22444PA0010106	Rating Area 2	Tobacco User/Non-Tobacco User	18	336.70	336.70
22444PA0010106	Rating Area 2	Tobacco User/Non-Tobacco User	19	347.02	347.02
22444PA0010106	Rating Area 2	Tobacco User/Non-Tobacco User	20	357.72	357.72
22444PA0010106	Rating Area 2	Tobacco User/Non-Tobacco User	21	368.79	405.66
22444PA0010106	Rating Area 2	Tobacco User/Non-Tobacco User	22	368.79	405.66
22444PA0010106	Rating Area 2	Tobacco User/Non-Tobacco User	23	368.79	405.66
22444PA0010106	Rating Area 2	Tobacco User/Non-Tobacco User	24	368.79	405.66
22444PA0010106	Rating Area 2	Tobacco User/Non-Tobacco User	25	370.26	407.13
22444PA0010106	Rating Area 2	Tobacco User/Non-Tobacco User	26	377.63	415.25
22444PA0010106	Rating Area 2	Tobacco User/Non-Tobacco User	27	386.48	425.20
22444PA0010106	Rating Area 2	Tobacco User/Non-Tobacco User	28	400.86	441.06
22444PA0010106	Rating Area 2	Tobacco User/Non-Tobacco User	29	412.67	453.97
22444PA0010106	Rating Area 2	Tobacco User/Non-Tobacco User	30	418.57	460.61
22444PA0010106	Rating Area 2	Tobacco User/Non-Tobacco User	31	427.42	470.20
22444PA0010106	Rating Area 2	Tobacco User/Non-Tobacco User	32	436.27	479.78
22444PA0010106	Rating Area 2	Tobacco User/Non-Tobacco User	33	441.80	486.05
22444PA0010106	Rating Area 2	Tobacco User/Non-Tobacco User	34	447.70	492.32
22444PA0010106	Rating Area 2	Tobacco User/Non-Tobacco User	35	450.65	495.64
22444PA0010106	Rating Area 2	Tobacco User/Non-Tobacco User	36	453.60	498.96
22444PA0010106	Rating Area 2	Tobacco User/Non-Tobacco User	37	456.55	502.28
22444PA0010106	Rating Area 2	Tobacco User/Non-Tobacco User	38	459.50	505.60
22444PA0010106	Rating Area 2	Tobacco User/Non-Tobacco User	39	465.40	511.87
22444PA0010106	Rating Area 2	Tobacco User/Non-Tobacco User	40	471.30	518.51
22444PA0010106	Rating Area 2	Tobacco User/Non-Tobacco User	41	480.15	528.09
22444PA0010106	Rating Area 2	Tobacco User/Non-Tobacco User	42	488.63	537.68
22444PA0010106	Rating Area 2	Tobacco User/Non-Tobacco User	43	500.44	550.59
22444PA0010106	Rating Area 2	Tobacco User/Non-Tobacco User	44	515.19	566.82
22444PA0010106	Rating Area 2	Tobacco User/Non-Tobacco User	45	532.52	585.62
22444PA0010106	Rating Area 2	Tobacco User/Non-Tobacco User	46	553.17	608.49
22444PA0010106	Rating Area 2	Tobacco User/Non-Tobacco User	47	576.40	633.93
22444PA0010106	Rating Area 2	Tobacco User/Non-Tobacco User	48	602.96	663.44
22444PA0010106	Rating Area 2	Tobacco User/Non-Tobacco User	49	629.14	692.20
22444PA0010106	Rating Area 2	Tobacco User/Non-Tobacco User	50	658.64	724.65
22444PA0010106	Rating Area 2	Tobacco User/Non-Tobacco User	51	687.78	756.74
22444PA0010106	Rating Area 2	Tobacco User/Non-Tobacco User	52	719.86	791.77
22444PA0010106	Rating Area 2	Tobacco User/Non-Tobacco User	53	752.31	827.54
22444PA0010106	Rating Area 2	Tobacco User/Non-Tobacco User	54	787.35	865.90
22444PA0010106	Rating Area 2	Tobacco User/Non-Tobacco User	55	822.38	904.62
22444PA0010106	Rating Area 2	Tobacco User/Non-Tobacco User	56	860.37	946.29
22444PA0010106	Rating Area 2	Tobacco User/Non-Tobacco User	57	898.72	988.70
22444PA0010106	Rating Area 2	Tobacco User/Non-Tobacco User	58	939.65	1033.69
22444PA0010106	Rating Area 2	Tobacco User/Non-Tobacco User	59	959.94	1055.82
22444PA0010106	Rating Area 2	Tobacco User/Non-Tobacco User	60	1000.87	1100.81
22444PA0010106	Rating Area 2	Tobacco User/Non-Tobacco User	61	1036.27	1139.90
22444PA0010106	Rating Area 2	Tobacco User/Non-Tobacco User	62	1059.51	1165.35
22444PA0010106	Rating Area 2	Tobacco User/Non-Tobacco User	63	1088.64	1197.43
22444PA0010106	Rating Area 2	Tobacco User/Non-Tobacco User	64 and over	1106.34	1216.98
22444PA0010106	Rating Area 5	Tobacco User/Non-Tobacco User	0-14	268.01	268.01
22444PA0010106	Rating Area 5	Tobacco User/Non-Tobacco User	15	291.83	291.83
22444PA0010106	Rating Area 5	Tobacco User/Non-Tobacco User	16	300.94	300.94
22444PA0010106	Rating Area 5	Tobacco User/Non-Tobacco User	17	310.05	310.05
22444PA0010106	Rating Area 5	Tobacco User/Non-Tobacco User	18	319.86	319.86
22444PA0010106	Rating Area 5	Tobacco User/Non-Tobacco User	19	329.67	329.67
22444PA0010106	Rating Area 5	Tobacco User/Non-Tobacco User	20	339.83	339.83
22444PA0010106	Rating Area 5	Tobacco User/Non-Tobacco User	21	350.35	385.38

22444PA0010106	Rating Area 5	Tobacco User/Non-Tobacco User	22	350.35	385.38
22444PA0010106	Rating Area 5	Tobacco User/Non-Tobacco User	23	350.35	385.38
22444PA0010106	Rating Area 5	Tobacco User/Non-Tobacco User	24	350.35	385.38
22444PA0010106	Rating Area 5	Tobacco User/Non-Tobacco User	25	351.74	386.78
22444PA0010106	Rating Area 5	Tobacco User/Non-Tobacco User	26	358.75	394.49
22444PA0010106	Rating Area 5	Tobacco User/Non-Tobacco User	27	367.16	403.94
22444PA0010106	Rating Area 5	Tobacco User/Non-Tobacco User	28	380.82	419.01
22444PA0010106	Rating Area 5	Tobacco User/Non-Tobacco User	29	392.03	431.27
22444PA0010106	Rating Area 5	Tobacco User/Non-Tobacco User	30	397.64	437.58
22444PA0010106	Rating Area 5	Tobacco User/Non-Tobacco User	31	406.05	446.69
22444PA0010106	Rating Area 5	Tobacco User/Non-Tobacco User	32	414.45	455.79
22444PA0010106	Rating Area 5	Tobacco User/Non-Tobacco User	33	419.71	461.75
22444PA0010106	Rating Area 5	Tobacco User/Non-Tobacco User	34	425.32	467.71
22444PA0010106	Rating Area 5	Tobacco User/Non-Tobacco User	35	428.12	470.86
22444PA0010106	Rating Area 5	Tobacco User/Non-Tobacco User	36	430.92	474.01
22444PA0010106	Rating Area 5	Tobacco User/Non-Tobacco User	37	433.72	477.17
22444PA0010106	Rating Area 5	Tobacco User/Non-Tobacco User	38	436.53	480.32
22444PA0010106	Rating Area 5	Tobacco User/Non-Tobacco User	39	442.13	486.27
22444PA0010106	Rating Area 5	Tobacco User/Non-Tobacco User	40	447.74	492.58
22444PA0010106	Rating Area 5	Tobacco User/Non-Tobacco User	41	456.15	501.69
22444PA0010106	Rating Area 5	Tobacco User/Non-Tobacco User	42	464.20	510.80
22444PA0010106	Rating Area 5	Tobacco User/Non-Tobacco User	43	475.41	523.06
22444PA0010106	Rating Area 5	Tobacco User/Non-Tobacco User	44	489.43	538.48
22444PA0010106	Rating Area 5	Tobacco User/Non-Tobacco User	45	505.89	556.34
22444PA0010106	Rating Area 5	Tobacco User/Non-Tobacco User	46	525.51	578.06
22444PA0010106	Rating Area 5	Tobacco User/Non-Tobacco User	47	547.58	602.24
22444PA0010106	Rating Area 5	Tobacco User/Non-Tobacco User	48	572.81	630.27
22444PA0010106	Rating Area 5	Tobacco User/Non-Tobacco User	49	597.68	657.59
22444PA0010106	Rating Area 5	Tobacco User/Non-Tobacco User	50	625.71	688.42
22444PA0010106	Rating Area 5	Tobacco User/Non-Tobacco User	51	653.39	718.90
22444PA0010106	Rating Area 5	Tobacco User/Non-Tobacco User	52	683.87	752.18
22444PA0010106	Rating Area 5	Tobacco User/Non-Tobacco User	53	714.70	786.17
22444PA0010106	Rating Area 5	Tobacco User/Non-Tobacco User	54	747.98	822.60
22444PA0010106	Rating Area 5	Tobacco User/Non-Tobacco User	55	781.26	859.39
22444PA0010106	Rating Area 5	Tobacco User/Non-Tobacco User	56	817.35	898.98
22444PA0010106	Rating Area 5	Tobacco User/Non-Tobacco User	57	853.78	939.27
22444PA0010106	Rating Area 5	Tobacco User/Non-Tobacco User	58	892.67	982.01
22444PA0010106	Rating Area 5	Tobacco User/Non-Tobacco User	59	911.94	1003.03
22444PA0010106	Rating Area 5	Tobacco User/Non-Tobacco User	60	950.83	1045.77
22444PA0010106	Rating Area 5	Tobacco User/Non-Tobacco User	61	984.46	1082.91
22444PA0010106	Rating Area 5	Tobacco User/Non-Tobacco User	62	1006.53	1107.08
22444PA0010106	Rating Area 5	Tobacco User/Non-Tobacco User	63	1034.21	1137.56
22444PA0010106	Rating Area 5	Tobacco User/Non-Tobacco User	64 and over	1051.03	1156.13
22444PA0010135	Rating Area 6	Tobacco User/Non-Tobacco User	0-14	371.77	371.77
22444PA0010135	Rating Area 6	Tobacco User/Non-Tobacco User	15	404.81	404.81
22444PA0010135	Rating Area 6	Tobacco User/Non-Tobacco User	16	417.45	417.45
22444PA0010135	Rating Area 6	Tobacco User/Non-Tobacco User	17	430.09	430.09
22444PA0010135	Rating Area 6	Tobacco User/Non-Tobacco User	18	443.69	443.69
22444PA0010135	Rating Area 6	Tobacco User/Non-Tobacco User	19	457.30	457.30
22444PA0010135	Rating Area 6	Tobacco User/Non-Tobacco User	20	471.39	471.39
22444PA0010135	Rating Area 6	Tobacco User/Non-Tobacco User	21	485.98	534.57
22444PA0010135	Rating Area 6	Tobacco User/Non-Tobacco User	22	485.98	534.57
22444PA0010135	Rating Area 6	Tobacco User/Non-Tobacco User	23	485.98	534.57
22444PA0010135	Rating Area 6	Tobacco User/Non-Tobacco User	24	485.98	534.57
22444PA0010135	Rating Area 6	Tobacco User/Non-Tobacco User	25	487.92	536.51
22444PA0010135	Rating Area 6	Tobacco User/Non-Tobacco User	26	497.64	547.20
22444PA0010135	Rating Area 6	Tobacco User/Non-Tobacco User	27	509.30	560.33
22444PA0010135	Rating Area 6	Tobacco User/Non-Tobacco User	28	528.25	581.22
22444PA0010135	Rating Area 6	Tobacco User/Non-Tobacco User	29	543.80	598.23
22444PA0010135	Rating Area 6	Tobacco User/Non-Tobacco User	30	551.58	606.98
22444PA0010135	Rating Area 6	Tobacco User/Non-Tobacco User	31	563.24	619.61
22444PA0010135	Rating Area 6	Tobacco User/Non-Tobacco User	32	574.90	632.25
22444PA0010135	Rating Area 6	Tobacco User/Non-Tobacco User	33	582.19	640.51
22444PA0010135	Rating Area 6	Tobacco User/Non-Tobacco User	34	589.97	648.77
22444PA0010135	Rating Area 6	Tobacco User/Non-Tobacco User	35	593.86	653.15
22444PA0010135	Rating Area 6	Tobacco User/Non-Tobacco User	36	597.75	657.52

22444PA0010135 Rating Area 6	Tobacco User/Non-Tobacco User	37	601.63	661.89
22444PA0010135 Rating Area 6	Tobacco User/Non-Tobacco User	38	605.52	666.27
22444PA0010135 Rating Area 6	Tobacco User/Non-Tobacco User	39	613.30	674.53
22444PA0010135 Rating Area 6	Tobacco User/Non-Tobacco User	40	621.07	683.28
22444PA0010135 Rating Area 6	Tobacco User/Non-Tobacco User	41	632.74	695.91
22444PA0010135 Rating Area 6	Tobacco User/Non-Tobacco User	42	643.91	708.55
22444PA0010135 Rating Area 6	Tobacco User/Non-Tobacco User	43	659.46	725.56
22444PA0010135 Rating Area 6	Tobacco User/Non-Tobacco User	44	678.90	746.94
22444PA0010135 Rating Area 6	Tobacco User/Non-Tobacco User	45	701.74	771.72
22444PA0010135 Rating Area 6	Tobacco User/Non-Tobacco User	46	728.96	801.85
22444PA0010135 Rating Area 6	Tobacco User/Non-Tobacco User	47	759.57	835.39
22444PA0010135 Rating Area 6	Tobacco User/Non-Tobacco User	48	794.56	874.26
22444PA0010135 Rating Area 6	Tobacco User/Non-Tobacco User	49	829.07	912.17
22444PA0010135 Rating Area 6	Tobacco User/Non-Tobacco User	50	867.95	954.93
22444PA0010135 Rating Area 6	Tobacco User/Non-Tobacco User	51	906.34	997.21
22444PA0010135 Rating Area 6	Tobacco User/Non-Tobacco User	52	948.62	1043.38
22444PA0010135 Rating Area 6	Tobacco User/Non-Tobacco User	53	991.38	1090.52
22444PA0010135 Rating Area 6	Tobacco User/Non-Tobacco User	54	1037.55	1141.06
22444PA0010135 Rating Area 6	Tobacco User/Non-Tobacco User	55	1083.72	1192.09
22444PA0010135 Rating Area 6	Tobacco User/Non-Tobacco User	56	1133.77	1247.00
22444PA0010135 Rating Area 6	Tobacco User/Non-Tobacco User	57	1184.31	1302.89
22444PA0010135 Rating Area 6	Tobacco User/Non-Tobacco User	58	1238.26	1362.18
22444PA0010135 Rating Area 6	Tobacco User/Non-Tobacco User	59	1264.99	1391.34
22444PA0010135 Rating Area 6	Tobacco User/Non-Tobacco User	60	1318.93	1450.63
22444PA0010135 Rating Area 6	Tobacco User/Non-Tobacco User	61	1365.58	1502.14
22444PA0010135 Rating Area 6	Tobacco User/Non-Tobacco User	62	1396.20	1535.67
22444PA0010135 Rating Area 6	Tobacco User/Non-Tobacco User	63	1434.59	1577.95
22444PA0010135 Rating Area 6	Tobacco User/Non-Tobacco User	64 and over	1457.92	1603.71
22444PA0010136 Rating Area 6	Tobacco User/Non-Tobacco User	0-14	414.85	414.85
22444PA0010136 Rating Area 6	Tobacco User/Non-Tobacco User	15	451.73	451.73
22444PA0010136 Rating Area 6	Tobacco User/Non-Tobacco User	16	465.83	465.83
22444PA0010136 Rating Area 6	Tobacco User/Non-Tobacco User	17	479.93	479.93
22444PA0010136 Rating Area 6	Tobacco User/Non-Tobacco User	18	495.11	495.11
22444PA0010136 Rating Area 6	Tobacco User/Non-Tobacco User	19	510.30	510.30
22444PA0010136 Rating Area 6	Tobacco User/Non-Tobacco User	20	526.03	526.03
22444PA0010136 Rating Area 6	Tobacco User/Non-Tobacco User	21	542.30	596.53
22444PA0010136 Rating Area 6	Tobacco User/Non-Tobacco User	22	542.30	596.53
22444PA0010136 Rating Area 6	Tobacco User/Non-Tobacco User	23	542.30	596.53
22444PA0010136 Rating Area 6	Tobacco User/Non-Tobacco User	24	542.30	596.53
22444PA0010136 Rating Area 6	Tobacco User/Non-Tobacco User	25	544.46	598.69
22444PA0010136 Rating Area 6	Tobacco User/Non-Tobacco User	26	555.31	610.62
22444PA0010136 Rating Area 6	Tobacco User/Non-Tobacco User	27	568.32	625.26
22444PA0010136 Rating Area 6	Tobacco User/Non-Tobacco User	28	589.47	648.58
22444PA0010136 Rating Area 6	Tobacco User/Non-Tobacco User	29	606.83	667.56
22444PA0010136 Rating Area 6	Tobacco User/Non-Tobacco User	30	615.50	677.33
22444PA0010136 Rating Area 6	Tobacco User/Non-Tobacco User	31	628.52	691.42
22444PA0010136 Rating Area 6	Tobacco User/Non-Tobacco User	32	641.53	705.52
22444PA0010136 Rating Area 6	Tobacco User/Non-Tobacco User	33	649.67	714.74
22444PA0010136 Rating Area 6	Tobacco User/Non-Tobacco User	34	658.34	723.96
22444PA0010136 Rating Area 6	Tobacco User/Non-Tobacco User	35	662.68	728.84
22444PA0010136 Rating Area 6	Tobacco User/Non-Tobacco User	36	667.02	733.72
22444PA0010136 Rating Area 6	Tobacco User/Non-Tobacco User	37	671.36	738.60
22444PA0010136 Rating Area 6	Tobacco User/Non-Tobacco User	38	675.70	743.49
22444PA0010136 Rating Area 6	Tobacco User/Non-Tobacco User	39	684.38	752.70
22444PA0010136 Rating Area 6	Tobacco User/Non-Tobacco User	40	693.05	762.47
22444PA0010136 Rating Area 6	Tobacco User/Non-Tobacco User	41	706.07	776.57
22444PA0010136 Rating Area 6	Tobacco User/Non-Tobacco User	42	718.54	790.66
22444PA0010136 Rating Area 6	Tobacco User/Non-Tobacco User	43	735.89	809.64
22444PA0010136 Rating Area 6	Tobacco User/Non-Tobacco User	44	757.58	833.51
22444PA0010136 Rating Area 6	Tobacco User/Non-Tobacco User	45	783.07	861.16
22444PA0010136 Rating Area 6	Tobacco User/Non-Tobacco User	46	813.44	894.79
22444PA0010136 Rating Area 6	Tobacco User/Non-Tobacco User	47	847.61	932.20
22444PA0010136 Rating Area 6	Tobacco User/Non-Tobacco User	48	886.65	975.59
22444PA0010136 Rating Area 6	Tobacco User/Non-Tobacco User	49	925.15	1017.89
22444PA0010136 Rating Area 6	Tobacco User/Non-Tobacco User	50	968.54	1065.61
22444PA0010136 Rating Area 6	Tobacco User/Non-Tobacco User	51	1011.38	1112.79

22444PA0010136	Rating Area 6	Tobacco User/Non-Tobacco User	52	1058.56	1164.31
22444PA0010136	Rating Area 6	Tobacco User/Non-Tobacco User	53	1106.28	1216.91
22444PA0010136	Rating Area 6	Tobacco User/Non-Tobacco User	54	1157.80	1273.31
22444PA0010136	Rating Area 6	Tobacco User/Non-Tobacco User	55	1209.32	1330.25
22444PA0010136	Rating Area 6	Tobacco User/Non-Tobacco User	56	1265.17	1391.53
22444PA0010136	Rating Area 6	Tobacco User/Non-Tobacco User	57	1321.57	1453.89
22444PA0010136	Rating Area 6	Tobacco User/Non-Tobacco User	58	1381.77	1520.05
22444PA0010136	Rating Area 6	Tobacco User/Non-Tobacco User	59	1411.59	1552.59
22444PA0010136	Rating Area 6	Tobacco User/Non-Tobacco User	60	1471.79	1618.75
22444PA0010136	Rating Area 6	Tobacco User/Non-Tobacco User	61	1523.85	1676.23
22444PA0010136	Rating Area 6	Tobacco User/Non-Tobacco User	62	1558.01	1713.65
22444PA0010136	Rating Area 6	Tobacco User/Non-Tobacco User	63	1600.85	1760.83
22444PA0010136	Rating Area 6	Tobacco User/Non-Tobacco User	64 and over	1626.88	1789.57
22444PA0010137	Rating Area 6	Tobacco User/Non-Tobacco User	0-14	265.19	265.19
22444PA0010137	Rating Area 6	Tobacco User/Non-Tobacco User	15	288.76	288.76
22444PA0010137	Rating Area 6	Tobacco User/Non-Tobacco User	16	297.78	297.78
22444PA0010137	Rating Area 6	Tobacco User/Non-Tobacco User	17	306.79	306.79
22444PA0010137	Rating Area 6	Tobacco User/Non-Tobacco User	18	316.50	316.50
22444PA0010137	Rating Area 6	Tobacco User/Non-Tobacco User	19	326.20	326.20
22444PA0010137	Rating Area 6	Tobacco User/Non-Tobacco User	20	336.25	336.25
22444PA0010137	Rating Area 6	Tobacco User/Non-Tobacco User	21	346.66	381.32
22444PA0010137	Rating Area 6	Tobacco User/Non-Tobacco User	22	346.66	381.32
22444PA0010137	Rating Area 6	Tobacco User/Non-Tobacco User	23	346.66	381.32
22444PA0010137	Rating Area 6	Tobacco User/Non-Tobacco User	24	346.66	381.32
22444PA0010137	Rating Area 6	Tobacco User/Non-Tobacco User	25	348.04	382.71
22444PA0010137	Rating Area 6	Tobacco User/Non-Tobacco User	26	354.97	390.33
22444PA0010137	Rating Area 6	Tobacco User/Non-Tobacco User	27	363.29	399.69
22444PA0010137	Rating Area 6	Tobacco User/Non-Tobacco User	28	376.81	414.60
22444PA0010137	Rating Area 6	Tobacco User/Non-Tobacco User	29	387.91	426.73
22444PA0010137	Rating Area 6	Tobacco User/Non-Tobacco User	30	393.45	432.97
22444PA0010137	Rating Area 6	Tobacco User/Non-Tobacco User	31	401.77	441.98
22444PA0010137	Rating Area 6	Tobacco User/Non-Tobacco User	32	410.09	451.00
22444PA0010137	Rating Area 6	Tobacco User/Non-Tobacco User	33	415.29	456.89
22444PA0010137	Rating Area 6	Tobacco User/Non-Tobacco User	34	420.84	462.78
22444PA0010137	Rating Area 6	Tobacco User/Non-Tobacco User	35	423.61	465.90
22444PA0010137	Rating Area 6	Tobacco User/Non-Tobacco User	36	426.38	469.02
22444PA0010137	Rating Area 6	Tobacco User/Non-Tobacco User	37	429.16	472.14
22444PA0010137	Rating Area 6	Tobacco User/Non-Tobacco User	38	431.93	475.26
22444PA0010137	Rating Area 6	Tobacco User/Non-Tobacco User	39	437.48	481.16
22444PA0010137	Rating Area 6	Tobacco User/Non-Tobacco User	40	443.02	487.40
22444PA0010137	Rating Area 6	Tobacco User/Non-Tobacco User	41	451.34	496.41
22444PA0010137	Rating Area 6	Tobacco User/Non-Tobacco User	42	459.32	505.42
22444PA0010137	Rating Area 6	Tobacco User/Non-Tobacco User	43	470.41	517.55
22444PA0010137	Rating Area 6	Tobacco User/Non-Tobacco User	44	484.28	532.81
22444PA0010137	Rating Area 6	Tobacco User/Non-Tobacco User	45	500.57	550.49
22444PA0010137	Rating Area 6	Tobacco User/Non-Tobacco User	46	519.98	571.98
22444PA0010137	Rating Area 6	Tobacco User/Non-Tobacco User	47	541.82	595.90
22444PA0010137	Rating Area 6	Tobacco User/Non-Tobacco User	48	566.78	623.63
22444PA0010137	Rating Area 6	Tobacco User/Non-Tobacco User	49	591.39	650.67
22444PA0010137	Rating Area 6	Tobacco User/Non-Tobacco User	50	619.12	681.18
22444PA0010137	Rating Area 6	Tobacco User/Non-Tobacco User	51	646.51	711.33
22444PA0010137	Rating Area 6	Tobacco User/Non-Tobacco User	52	676.67	744.27
22444PA0010137	Rating Area 6	Tobacco User/Non-Tobacco User	53	707.17	777.89
22444PA0010137	Rating Area 6	Tobacco User/Non-Tobacco User	54	740.11	813.94
22444PA0010137	Rating Area 6	Tobacco User/Non-Tobacco User	55	773.04	850.34
22444PA0010137	Rating Area 6	Tobacco User/Non-Tobacco User	56	808.74	889.51
22444PA0010137	Rating Area 6	Tobacco User/Non-Tobacco User	57	844.80	929.38
22444PA0010137	Rating Area 6	Tobacco User/Non-Tobacco User	58	883.27	971.67
22444PA0010137	Rating Area 6	Tobacco User/Non-Tobacco User	59	902.34	992.47
22444PA0010137	Rating Area 6	Tobacco User/Non-Tobacco User	60	940.82	1034.76
22444PA0010137	Rating Area 6	Tobacco User/Non-Tobacco User	61	974.10	1071.51
22444PA0010137	Rating Area 6	Tobacco User/Non-Tobacco User	62	995.94	1095.43
22444PA0010137	Rating Area 6	Tobacco User/Non-Tobacco User	63	1023.32	1125.59
22444PA0010137	Rating Area 6	Tobacco User/Non-Tobacco User	64 and over	1039.96	1143.96
22444PA0010138	Rating Area 3	Tobacco User/Non-Tobacco User	0-14	353.18	353.18
22444PA0010138	Rating Area 3	Tobacco User/Non-Tobacco User	15	384.57	384.57

22444PA0010138	Rating Area 3	Tobacco User/Non-Tobacco User	16	396.58	396.58
22444PA0010138	Rating Area 3	Tobacco User/Non-Tobacco User	17	408.58	408.58
22444PA0010138	Rating Area 3	Tobacco User/Non-Tobacco User	18	421.51	421.51
22444PA0010138	Rating Area 3	Tobacco User/Non-Tobacco User	19	434.43	434.43
22444PA0010138	Rating Area 3	Tobacco User/Non-Tobacco User	20	447.82	447.82
22444PA0010138	Rating Area 3	Tobacco User/Non-Tobacco User	21	461.68	507.85
22444PA0010138	Rating Area 3	Tobacco User/Non-Tobacco User	22	461.68	507.85
22444PA0010138	Rating Area 3	Tobacco User/Non-Tobacco User	23	461.68	507.85
22444PA0010138	Rating Area 3	Tobacco User/Non-Tobacco User	24	461.68	507.85
22444PA0010138	Rating Area 3	Tobacco User/Non-Tobacco User	25	463.52	509.69
22444PA0010138	Rating Area 3	Tobacco User/Non-Tobacco User	26	472.75	519.84
22444PA0010138	Rating Area 3	Tobacco User/Non-Tobacco User	27	483.83	532.31
22444PA0010138	Rating Area 3	Tobacco User/Non-Tobacco User	28	501.84	552.16
22444PA0010138	Rating Area 3	Tobacco User/Non-Tobacco User	29	516.61	568.32
22444PA0010138	Rating Area 3	Tobacco User/Non-Tobacco User	30	524.00	576.63
22444PA0010138	Rating Area 3	Tobacco User/Non-Tobacco User	31	535.08	588.63
22444PA0010138	Rating Area 3	Tobacco User/Non-Tobacco User	32	546.16	600.64
22444PA0010138	Rating Area 3	Tobacco User/Non-Tobacco User	33	553.08	608.49
22444PA0010138	Rating Area 3	Tobacco User/Non-Tobacco User	34	560.47	616.33
22444PA0010138	Rating Area 3	Tobacco User/Non-Tobacco User	35	564.16	620.49
22444PA0010138	Rating Area 3	Tobacco User/Non-Tobacco User	36	567.86	624.64
22444PA0010138	Rating Area 3	Tobacco User/Non-Tobacco User	37	571.55	628.80
22444PA0010138	Rating Area 3	Tobacco User/Non-Tobacco User	38	575.25	632.95
22444PA0010138	Rating Area 3	Tobacco User/Non-Tobacco User	39	582.63	640.80
22444PA0010138	Rating Area 3	Tobacco User/Non-Tobacco User	40	590.02	649.11
22444PA0010138	Rating Area 3	Tobacco User/Non-Tobacco User	41	601.10	661.12
22444PA0010138	Rating Area 3	Tobacco User/Non-Tobacco User	42	611.72	673.12
22444PA0010138	Rating Area 3	Tobacco User/Non-Tobacco User	43	626.49	689.28
22444PA0010138	Rating Area 3	Tobacco User/Non-Tobacco User	44	644.96	709.59
22444PA0010138	Rating Area 3	Tobacco User/Non-Tobacco User	45	666.66	733.14
22444PA0010138	Rating Area 3	Tobacco User/Non-Tobacco User	46	692.51	761.76
22444PA0010138	Rating Area 3	Tobacco User/Non-Tobacco User	47	721.60	793.62
22444PA0010138	Rating Area 3	Tobacco User/Non-Tobacco User	48	754.84	830.55
22444PA0010138	Rating Area 3	Tobacco User/Non-Tobacco User	49	787.61	866.56
22444PA0010138	Rating Area 3	Tobacco User/Non-Tobacco User	50	824.55	907.19
22444PA0010138	Rating Area 3	Tobacco User/Non-Tobacco User	51	861.02	947.35
22444PA0010138	Rating Area 3	Tobacco User/Non-Tobacco User	52	901.19	991.21
22444PA0010138	Rating Area 3	Tobacco User/Non-Tobacco User	53	941.81	1036.00
22444PA0010138	Rating Area 3	Tobacco User/Non-Tobacco User	54	985.67	1084.01
22444PA0010138	Rating Area 3	Tobacco User/Non-Tobacco User	55	1029.53	1132.48
22444PA0010138	Rating Area 3	Tobacco User/Non-Tobacco User	56	1077.08	1184.65
22444PA0010138	Rating Area 3	Tobacco User/Non-Tobacco User	57	1125.10	1237.75
22444PA0010138	Rating Area 3	Tobacco User/Non-Tobacco User	58	1176.34	1294.07
22444PA0010138	Rating Area 3	Tobacco User/Non-Tobacco User	59	1201.74	1321.77
22444PA0010138	Rating Area 3	Tobacco User/Non-Tobacco User	60	1252.98	1378.10
22444PA0010138	Rating Area 3	Tobacco User/Non-Tobacco User	61	1297.30	1427.03
22444PA0010138	Rating Area 3	Tobacco User/Non-Tobacco User	62	1326.39	1458.89
22444PA0010138	Rating Area 3	Tobacco User/Non-Tobacco User	63	1362.86	1499.05
22444PA0010138	Rating Area 3	Tobacco User/Non-Tobacco User	64 and over	1385.02	1523.52
22444PA0010138	Rating Area 6	Tobacco User/Non-Tobacco User	0-14	371.77	371.77
22444PA0010138	Rating Area 6	Tobacco User/Non-Tobacco User	15	404.81	404.81
22444PA0010138	Rating Area 6	Tobacco User/Non-Tobacco User	16	417.45	417.45
22444PA0010138	Rating Area 6	Tobacco User/Non-Tobacco User	17	430.09	430.09
22444PA0010138	Rating Area 6	Tobacco User/Non-Tobacco User	18	443.69	443.69
22444PA0010138	Rating Area 6	Tobacco User/Non-Tobacco User	19	457.30	457.30
22444PA0010138	Rating Area 6	Tobacco User/Non-Tobacco User	20	471.39	471.39
22444PA0010138	Rating Area 6	Tobacco User/Non-Tobacco User	21	485.98	534.57
22444PA0010138	Rating Area 6	Tobacco User/Non-Tobacco User	22	485.98	534.57
22444PA0010138	Rating Area 6	Tobacco User/Non-Tobacco User	23	485.98	534.57
22444PA0010138	Rating Area 6	Tobacco User/Non-Tobacco User	24	485.98	534.57
22444PA0010138	Rating Area 6	Tobacco User/Non-Tobacco User	25	487.92	536.51
22444PA0010138	Rating Area 6	Tobacco User/Non-Tobacco User	26	497.64	547.20
22444PA0010138	Rating Area 6	Tobacco User/Non-Tobacco User	27	509.30	560.33
22444PA0010138	Rating Area 6	Tobacco User/Non-Tobacco User	28	528.25	581.22
22444PA0010138	Rating Area 6	Tobacco User/Non-Tobacco User	29	543.80	598.23
22444PA0010138	Rating Area 6	Tobacco User/Non-Tobacco User	30	551.58	606.98

22444PA0010138	Rating Area 6	Tobacco User/Non-Tobacco User	31	563.24	619.61
22444PA0010138	Rating Area 6	Tobacco User/Non-Tobacco User	32	574.90	632.25
22444PA0010138	Rating Area 6	Tobacco User/Non-Tobacco User	33	582.19	640.51
22444PA0010138	Rating Area 6	Tobacco User/Non-Tobacco User	34	589.97	648.77
22444PA0010138	Rating Area 6	Tobacco User/Non-Tobacco User	35	593.86	653.15
22444PA0010138	Rating Area 6	Tobacco User/Non-Tobacco User	36	597.75	657.52
22444PA0010138	Rating Area 6	Tobacco User/Non-Tobacco User	37	601.63	661.89
22444PA0010138	Rating Area 6	Tobacco User/Non-Tobacco User	38	605.52	666.27
22444PA0010138	Rating Area 6	Tobacco User/Non-Tobacco User	39	613.30	674.53
22444PA0010138	Rating Area 6	Tobacco User/Non-Tobacco User	40	621.07	683.28
22444PA0010138	Rating Area 6	Tobacco User/Non-Tobacco User	41	632.74	695.91
22444PA0010138	Rating Area 6	Tobacco User/Non-Tobacco User	42	643.91	708.55
22444PA0010138	Rating Area 6	Tobacco User/Non-Tobacco User	43	659.46	725.56
22444PA0010138	Rating Area 6	Tobacco User/Non-Tobacco User	44	678.90	746.94
22444PA0010138	Rating Area 6	Tobacco User/Non-Tobacco User	45	701.74	771.72
22444PA0010138	Rating Area 6	Tobacco User/Non-Tobacco User	46	728.96	801.85
22444PA0010138	Rating Area 6	Tobacco User/Non-Tobacco User	47	759.57	835.39
22444PA0010138	Rating Area 6	Tobacco User/Non-Tobacco User	48	794.56	874.26
22444PA0010138	Rating Area 6	Tobacco User/Non-Tobacco User	49	829.07	912.17
22444PA0010138	Rating Area 6	Tobacco User/Non-Tobacco User	50	867.95	954.93
22444PA0010138	Rating Area 6	Tobacco User/Non-Tobacco User	51	906.34	997.21
22444PA0010138	Rating Area 6	Tobacco User/Non-Tobacco User	52	948.62	1043.38
22444PA0010138	Rating Area 6	Tobacco User/Non-Tobacco User	53	991.38	1090.52
22444PA0010138	Rating Area 6	Tobacco User/Non-Tobacco User	54	1037.55	1141.06
22444PA0010138	Rating Area 6	Tobacco User/Non-Tobacco User	55	1083.72	1192.09
22444PA0010138	Rating Area 6	Tobacco User/Non-Tobacco User	56	1133.77	1247.00
22444PA0010138	Rating Area 6	Tobacco User/Non-Tobacco User	57	1184.31	1302.89
22444PA0010138	Rating Area 6	Tobacco User/Non-Tobacco User	58	1238.26	1362.18
22444PA0010138	Rating Area 6	Tobacco User/Non-Tobacco User	59	1264.99	1391.34
22444PA0010138	Rating Area 6	Tobacco User/Non-Tobacco User	60	1318.93	1450.63
22444PA0010138	Rating Area 6	Tobacco User/Non-Tobacco User	61	1365.58	1502.14
22444PA0010138	Rating Area 6	Tobacco User/Non-Tobacco User	62	1396.20	1535.67
22444PA0010138	Rating Area 6	Tobacco User/Non-Tobacco User	63	1434.59	1577.95
22444PA0010138	Rating Area 6	Tobacco User/Non-Tobacco User	64 and over	1457.92	1603.71
22444PA0010139	Rating Area 3	Tobacco User/Non-Tobacco User	0-14	394.11	394.11
22444PA0010139	Rating Area 3	Tobacco User/Non-Tobacco User	15	429.14	429.14
22444PA0010139	Rating Area 3	Tobacco User/Non-Tobacco User	16	442.54	442.54
22444PA0010139	Rating Area 3	Tobacco User/Non-Tobacco User	17	455.93	455.93
22444PA0010139	Rating Area 3	Tobacco User/Non-Tobacco User	18	470.36	470.36
22444PA0010139	Rating Area 3	Tobacco User/Non-Tobacco User	19	484.78	484.78
22444PA0010139	Rating Area 3	Tobacco User/Non-Tobacco User	20	499.72	499.72
22444PA0010139	Rating Area 3	Tobacco User/Non-Tobacco User	21	515.18	566.70
22444PA0010139	Rating Area 3	Tobacco User/Non-Tobacco User	22	515.18	566.70
22444PA0010139	Rating Area 3	Tobacco User/Non-Tobacco User	23	515.18	566.70
22444PA0010139	Rating Area 3	Tobacco User/Non-Tobacco User	24	515.18	566.70
22444PA0010139	Rating Area 3	Tobacco User/Non-Tobacco User	25	517.24	568.76
22444PA0010139	Rating Area 3	Tobacco User/Non-Tobacco User	26	527.54	580.09
22444PA0010139	Rating Area 3	Tobacco User/Non-Tobacco User	27	539.91	594.00
22444PA0010139	Rating Area 3	Tobacco User/Non-Tobacco User	28	560.00	616.15
22444PA0010139	Rating Area 3	Tobacco User/Non-Tobacco User	29	576.49	634.19
22444PA0010139	Rating Area 3	Tobacco User/Non-Tobacco User	30	584.73	643.46
22444PA0010139	Rating Area 3	Tobacco User/Non-Tobacco User	31	597.09	656.85
22444PA0010139	Rating Area 3	Tobacco User/Non-Tobacco User	32	609.46	670.25
22444PA0010139	Rating Area 3	Tobacco User/Non-Tobacco User	33	617.18	679.01
22444PA0010139	Rating Area 3	Tobacco User/Non-Tobacco User	34	625.43	687.76
22444PA0010139	Rating Area 3	Tobacco User/Non-Tobacco User	35	629.55	692.40
22444PA0010139	Rating Area 3	Tobacco User/Non-Tobacco User	36	633.67	697.04
22444PA0010139	Rating Area 3	Tobacco User/Non-Tobacco User	37	637.79	701.67
22444PA0010139	Rating Area 3	Tobacco User/Non-Tobacco User	38	641.91	706.31
22444PA0010139	Rating Area 3	Tobacco User/Non-Tobacco User	39	650.16	715.07
22444PA0010139	Rating Area 3	Tobacco User/Non-Tobacco User	40	658.40	724.34
22444PA0010139	Rating Area 3	Tobacco User/Non-Tobacco User	41	670.76	737.74
22444PA0010139	Rating Area 3	Tobacco User/Non-Tobacco User	42	682.61	751.13
22444PA0010139	Rating Area 3	Tobacco User/Non-Tobacco User	43	699.10	769.16
22444PA0010139	Rating Area 3	Tobacco User/Non-Tobacco User	44	719.71	791.83
22444PA0010139	Rating Area 3	Tobacco User/Non-Tobacco User	45	743.92	818.10

22444PA0010139	Rating Area 3	Tobacco User/Non-Tobacco User	46	772.77	850.05
22444PA0010139	Rating Area 3	Tobacco User/Non-Tobacco User	47	805.23	885.59
22444PA0010139	Rating Area 3	Tobacco User/Non-Tobacco User	48	842.32	926.81
22444PA0010139	Rating Area 3	Tobacco User/Non-Tobacco User	49	878.90	966.99
22444PA0010139	Rating Area 3	Tobacco User/Non-Tobacco User	50	920.11	1012.33
22444PA0010139	Rating Area 3	Tobacco User/Non-Tobacco User	51	960.81	1057.15
22444PA0010139	Rating Area 3	Tobacco User/Non-Tobacco User	52	1005.63	1106.09
22444PA0010139	Rating Area 3	Tobacco User/Non-Tobacco User	53	1050.97	1156.06
22444PA0010139	Rating Area 3	Tobacco User/Non-Tobacco User	54	1099.91	1209.64
22444PA0010139	Rating Area 3	Tobacco User/Non-Tobacco User	55	1148.85	1263.73
22444PA0010139	Rating Area 3	Tobacco User/Non-Tobacco User	56	1201.91	1321.95
22444PA0010139	Rating Area 3	Tobacco User/Non-Tobacco User	57	1255.49	1381.20
22444PA0010139	Rating Area 3	Tobacco User/Non-Tobacco User	58	1312.68	1444.05
22444PA0010139	Rating Area 3	Tobacco User/Non-Tobacco User	59	1341.01	1474.96
22444PA0010139	Rating Area 3	Tobacco User/Non-Tobacco User	60	1398.20	1537.81
22444PA0010139	Rating Area 3	Tobacco User/Non-Tobacco User	61	1447.65	1592.42
22444PA0010139	Rating Area 3	Tobacco User/Non-Tobacco User	62	1480.11	1627.97
22444PA0010139	Rating Area 3	Tobacco User/Non-Tobacco User	63	1520.81	1672.79
22444PA0010139	Rating Area 3	Tobacco User/Non-Tobacco User	64 and over	1545.54	1700.09
22444PA0010139	Rating Area 6	Tobacco User/Non-Tobacco User	0-14	414.85	414.85
22444PA0010139	Rating Area 6	Tobacco User/Non-Tobacco User	15	451.73	451.73
22444PA0010139	Rating Area 6	Tobacco User/Non-Tobacco User	16	465.83	465.83
22444PA0010139	Rating Area 6	Tobacco User/Non-Tobacco User	17	479.93	479.93
22444PA0010139	Rating Area 6	Tobacco User/Non-Tobacco User	18	495.11	495.11
22444PA0010139	Rating Area 6	Tobacco User/Non-Tobacco User	19	510.30	510.30
22444PA0010139	Rating Area 6	Tobacco User/Non-Tobacco User	20	526.03	526.03
22444PA0010139	Rating Area 6	Tobacco User/Non-Tobacco User	21	542.30	596.53
22444PA0010139	Rating Area 6	Tobacco User/Non-Tobacco User	22	542.30	596.53
22444PA0010139	Rating Area 6	Tobacco User/Non-Tobacco User	23	542.30	596.53
22444PA0010139	Rating Area 6	Tobacco User/Non-Tobacco User	24	542.30	596.53
22444PA0010139	Rating Area 6	Tobacco User/Non-Tobacco User	25	544.46	598.69
22444PA0010139	Rating Area 6	Tobacco User/Non-Tobacco User	26	555.31	610.62
22444PA0010139	Rating Area 6	Tobacco User/Non-Tobacco User	27	568.32	625.26
22444PA0010139	Rating Area 6	Tobacco User/Non-Tobacco User	28	589.47	648.58
22444PA0010139	Rating Area 6	Tobacco User/Non-Tobacco User	29	606.83	667.56
22444PA0010139	Rating Area 6	Tobacco User/Non-Tobacco User	30	615.50	677.33
22444PA0010139	Rating Area 6	Tobacco User/Non-Tobacco User	31	628.52	691.42
22444PA0010139	Rating Area 6	Tobacco User/Non-Tobacco User	32	641.53	705.52
22444PA0010139	Rating Area 6	Tobacco User/Non-Tobacco User	33	649.67	714.74
22444PA0010139	Rating Area 6	Tobacco User/Non-Tobacco User	34	658.34	723.96
22444PA0010139	Rating Area 6	Tobacco User/Non-Tobacco User	35	662.68	728.84
22444PA0010139	Rating Area 6	Tobacco User/Non-Tobacco User	36	667.02	733.72
22444PA0010139	Rating Area 6	Tobacco User/Non-Tobacco User	37	671.36	738.60
22444PA0010139	Rating Area 6	Tobacco User/Non-Tobacco User	38	675.70	743.49
22444PA0010139	Rating Area 6	Tobacco User/Non-Tobacco User	39	684.38	752.70
22444PA0010139	Rating Area 6	Tobacco User/Non-Tobacco User	40	693.05	762.47
22444PA0010139	Rating Area 6	Tobacco User/Non-Tobacco User	41	706.07	776.57
22444PA0010139	Rating Area 6	Tobacco User/Non-Tobacco User	42	718.54	790.66
22444PA0010139	Rating Area 6	Tobacco User/Non-Tobacco User	43	735.89	809.64
22444PA0010139	Rating Area 6	Tobacco User/Non-Tobacco User	44	757.58	833.51
22444PA0010139	Rating Area 6	Tobacco User/Non-Tobacco User	45	783.07	861.16
22444PA0010139	Rating Area 6	Tobacco User/Non-Tobacco User	46	813.44	894.79
22444PA0010139	Rating Area 6	Tobacco User/Non-Tobacco User	47	847.61	932.20
22444PA0010139	Rating Area 6	Tobacco User/Non-Tobacco User	48	886.65	975.59
22444PA0010139	Rating Area 6	Tobacco User/Non-Tobacco User	49	925.15	1017.89
22444PA0010139	Rating Area 6	Tobacco User/Non-Tobacco User	50	968.54	1065.61
22444PA0010139	Rating Area 6	Tobacco User/Non-Tobacco User	51	1011.38	1112.79
22444PA0010139	Rating Area 6	Tobacco User/Non-Tobacco User	52	1058.56	1164.31
22444PA0010139	Rating Area 6	Tobacco User/Non-Tobacco User	53	1106.28	1216.91
22444PA0010139	Rating Area 6	Tobacco User/Non-Tobacco User	54	1157.80	1273.31
22444PA0010139	Rating Area 6	Tobacco User/Non-Tobacco User	55	1209.32	1330.25
22444PA0010139	Rating Area 6	Tobacco User/Non-Tobacco User	56	1265.17	1391.53
22444PA0010139	Rating Area 6	Tobacco User/Non-Tobacco User	57	1321.57	1453.89
22444PA0010139	Rating Area 6	Tobacco User/Non-Tobacco User	58	1381.77	1520.05
22444PA0010139	Rating Area 6	Tobacco User/Non-Tobacco User	59	1411.59	1552.59
22444PA0010139	Rating Area 6	Tobacco User/Non-Tobacco User	60	1471.79	1618.75

22444PA0010139	Rating Area 6	Tobacco User/Non-Tobacco User	61	1523.85	1676.23
22444PA0010139	Rating Area 6	Tobacco User/Non-Tobacco User	62	1558.01	1713.65
22444PA0010139	Rating Area 6	Tobacco User/Non-Tobacco User	63	1600.85	1760.83
22444PA0010139	Rating Area 6	Tobacco User/Non-Tobacco User	64 and over	1626.88	1789.57
22444PA0010140	Rating Area 3	Tobacco User/Non-Tobacco User	0-14	251.93	251.93
22444PA0010140	Rating Area 3	Tobacco User/Non-Tobacco User	15	274.32	274.32
22444PA0010140	Rating Area 3	Tobacco User/Non-Tobacco User	16	282.89	282.89
22444PA0010140	Rating Area 3	Tobacco User/Non-Tobacco User	17	291.45	291.45
22444PA0010140	Rating Area 3	Tobacco User/Non-Tobacco User	18	300.67	300.67
22444PA0010140	Rating Area 3	Tobacco User/Non-Tobacco User	19	309.89	309.89
22444PA0010140	Rating Area 3	Tobacco User/Non-Tobacco User	20	319.44	319.44
22444PA0010140	Rating Area 3	Tobacco User/Non-Tobacco User	21	329.33	362.26
22444PA0010140	Rating Area 3	Tobacco User/Non-Tobacco User	22	329.33	362.26
22444PA0010140	Rating Area 3	Tobacco User/Non-Tobacco User	23	329.33	362.26
22444PA0010140	Rating Area 3	Tobacco User/Non-Tobacco User	24	329.33	362.26
22444PA0010140	Rating Area 3	Tobacco User/Non-Tobacco User	25	330.64	363.57
22444PA0010140	Rating Area 3	Tobacco User/Non-Tobacco User	26	337.23	370.82
22444PA0010140	Rating Area 3	Tobacco User/Non-Tobacco User	27	345.13	379.71
22444PA0010140	Rating Area 3	Tobacco User/Non-Tobacco User	28	357.97	393.87
22444PA0010140	Rating Area 3	Tobacco User/Non-Tobacco User	29	368.51	405.39
22444PA0010140	Rating Area 3	Tobacco User/Non-Tobacco User	30	373.78	411.32
22444PA0010140	Rating Area 3	Tobacco User/Non-Tobacco User	31	381.68	419.88
22444PA0010140	Rating Area 3	Tobacco User/Non-Tobacco User	32	389.59	428.45
22444PA0010140	Rating Area 3	Tobacco User/Non-Tobacco User	33	394.53	434.05
22444PA0010140	Rating Area 3	Tobacco User/Non-Tobacco User	34	399.80	439.64
22444PA0010140	Rating Area 3	Tobacco User/Non-Tobacco User	35	402.43	442.61
22444PA0010140	Rating Area 3	Tobacco User/Non-Tobacco User	36	405.07	445.57
22444PA0010140	Rating Area 3	Tobacco User/Non-Tobacco User	37	407.70	448.54
22444PA0010140	Rating Area 3	Tobacco User/Non-Tobacco User	38	410.33	451.50
22444PA0010140	Rating Area 3	Tobacco User/Non-Tobacco User	39	415.60	457.10
22444PA0010140	Rating Area 3	Tobacco User/Non-Tobacco User	40	420.87	463.03
22444PA0010140	Rating Area 3	Tobacco User/Non-Tobacco User	41	428.78	471.59
22444PA0010140	Rating Area 3	Tobacco User/Non-Tobacco User	42	436.35	480.15
22444PA0010140	Rating Area 3	Tobacco User/Non-Tobacco User	43	446.89	491.68
22444PA0010140	Rating Area 3	Tobacco User/Non-Tobacco User	44	460.06	506.17
22444PA0010140	Rating Area 3	Tobacco User/Non-Tobacco User	45	475.54	522.96
22444PA0010140	Rating Area 3	Tobacco User/Non-Tobacco User	46	493.98	543.38
22444PA0010140	Rating Area 3	Tobacco User/Non-Tobacco User	47	514.73	566.10
22444PA0010140	Rating Area 3	Tobacco User/Non-Tobacco User	48	538.44	592.45
22444PA0010140	Rating Area 3	Tobacco User/Non-Tobacco User	49	561.82	618.14
22444PA0010140	Rating Area 3	Tobacco User/Non-Tobacco User	50	588.17	647.12
22444PA0010140	Rating Area 3	Tobacco User/Non-Tobacco User	51	614.18	675.77
22444PA0010140	Rating Area 3	Tobacco User/Non-Tobacco User	52	642.84	707.05
22444PA0010140	Rating Area 3	Tobacco User/Non-Tobacco User	53	671.82	739.00
22444PA0010140	Rating Area 3	Tobacco User/Non-Tobacco User	54	703.10	773.25
22444PA0010140	Rating Area 3	Tobacco User/Non-Tobacco User	55	734.39	807.83
22444PA0010140	Rating Area 3	Tobacco User/Non-Tobacco User	56	768.31	845.04
22444PA0010140	Rating Area 3	Tobacco User/Non-Tobacco User	57	802.56	882.91
22444PA0010140	Rating Area 3	Tobacco User/Non-Tobacco User	58	839.11	923.09
22444PA0010140	Rating Area 3	Tobacco User/Non-Tobacco User	59	857.22	942.85
22444PA0010140	Rating Area 3	Tobacco User/Non-Tobacco User	60	893.78	983.02
22444PA0010140	Rating Area 3	Tobacco User/Non-Tobacco User	61	925.39	1017.93
22444PA0010140	Rating Area 3	Tobacco User/Non-Tobacco User	62	946.14	1040.66
22444PA0010140	Rating Area 3	Tobacco User/Non-Tobacco User	63	972.16	1069.31
22444PA0010140	Rating Area 3	Tobacco User/Non-Tobacco User	64 and over	987.96	1086.76
22444PA0010140	Rating Area 6	Tobacco User/Non-Tobacco User	0-14	265.19	265.19
22444PA0010140	Rating Area 6	Tobacco User/Non-Tobacco User	15	288.76	288.76
22444PA0010140	Rating Area 6	Tobacco User/Non-Tobacco User	16	297.78	297.78
22444PA0010140	Rating Area 6	Tobacco User/Non-Tobacco User	17	306.79	306.79
22444PA0010140	Rating Area 6	Tobacco User/Non-Tobacco User	18	316.50	316.50
22444PA0010140	Rating Area 6	Tobacco User/Non-Tobacco User	19	326.20	326.20
22444PA0010140	Rating Area 6	Tobacco User/Non-Tobacco User	20	336.25	336.25
22444PA0010140	Rating Area 6	Tobacco User/Non-Tobacco User	21	346.66	381.32
22444PA0010140	Rating Area 6	Tobacco User/Non-Tobacco User	22	346.66	381.32
22444PA0010140	Rating Area 6	Tobacco User/Non-Tobacco User	23	346.66	381.32
22444PA0010140	Rating Area 6	Tobacco User/Non-Tobacco User	24	346.66	381.32

22444PA0010140	Rating Area 6	Tobacco User/Non-Tobacco User	25	348.04	382.71
22444PA0010140	Rating Area 6	Tobacco User/Non-Tobacco User	26	354.97	390.33
22444PA0010140	Rating Area 6	Tobacco User/Non-Tobacco User	27	363.29	399.69
22444PA0010140	Rating Area 6	Tobacco User/Non-Tobacco User	28	376.81	414.60
22444PA0010140	Rating Area 6	Tobacco User/Non-Tobacco User	29	387.91	426.73
22444PA0010140	Rating Area 6	Tobacco User/Non-Tobacco User	30	393.45	432.97
22444PA0010140	Rating Area 6	Tobacco User/Non-Tobacco User	31	401.77	441.98
22444PA0010140	Rating Area 6	Tobacco User/Non-Tobacco User	32	410.09	451.00
22444PA0010140	Rating Area 6	Tobacco User/Non-Tobacco User	33	415.29	456.89
22444PA0010140	Rating Area 6	Tobacco User/Non-Tobacco User	34	420.84	462.78
22444PA0010140	Rating Area 6	Tobacco User/Non-Tobacco User	35	423.61	465.90
22444PA0010140	Rating Area 6	Tobacco User/Non-Tobacco User	36	426.38	469.02
22444PA0010140	Rating Area 6	Tobacco User/Non-Tobacco User	37	429.16	472.14
22444PA0010140	Rating Area 6	Tobacco User/Non-Tobacco User	38	431.93	475.26
22444PA0010140	Rating Area 6	Tobacco User/Non-Tobacco User	39	437.48	481.16
22444PA0010140	Rating Area 6	Tobacco User/Non-Tobacco User	40	443.02	487.40
22444PA0010140	Rating Area 6	Tobacco User/Non-Tobacco User	41	451.34	496.41
22444PA0010140	Rating Area 6	Tobacco User/Non-Tobacco User	42	459.32	505.42
22444PA0010140	Rating Area 6	Tobacco User/Non-Tobacco User	43	470.41	517.55
22444PA0010140	Rating Area 6	Tobacco User/Non-Tobacco User	44	484.28	532.81
22444PA0010140	Rating Area 6	Tobacco User/Non-Tobacco User	45	500.57	550.49
22444PA0010140	Rating Area 6	Tobacco User/Non-Tobacco User	46	519.98	571.98
22444PA0010140	Rating Area 6	Tobacco User/Non-Tobacco User	47	541.82	595.90
22444PA0010140	Rating Area 6	Tobacco User/Non-Tobacco User	48	566.78	623.63
22444PA0010140	Rating Area 6	Tobacco User/Non-Tobacco User	49	591.39	650.67
22444PA0010140	Rating Area 6	Tobacco User/Non-Tobacco User	50	619.12	681.18
22444PA0010140	Rating Area 6	Tobacco User/Non-Tobacco User	51	646.51	711.33
22444PA0010140	Rating Area 6	Tobacco User/Non-Tobacco User	52	676.67	744.27
22444PA0010140	Rating Area 6	Tobacco User/Non-Tobacco User	53	707.17	777.89
22444PA0010140	Rating Area 6	Tobacco User/Non-Tobacco User	54	740.11	813.94
22444PA0010140	Rating Area 6	Tobacco User/Non-Tobacco User	55	773.04	850.34
22444PA0010140	Rating Area 6	Tobacco User/Non-Tobacco User	56	808.74	889.51
22444PA0010140	Rating Area 6	Tobacco User/Non-Tobacco User	57	844.80	929.38
22444PA0010140	Rating Area 6	Tobacco User/Non-Tobacco User	58	883.27	971.67
22444PA0010140	Rating Area 6	Tobacco User/Non-Tobacco User	59	902.34	992.47
22444PA0010140	Rating Area 6	Tobacco User/Non-Tobacco User	60	940.82	1034.76
22444PA0010140	Rating Area 6	Tobacco User/Non-Tobacco User	61	974.10	1071.51
22444PA0010140	Rating Area 6	Tobacco User/Non-Tobacco User	62	995.94	1095.43
22444PA0010140	Rating Area 6	Tobacco User/Non-Tobacco User	63	1023.32	1125.59
22444PA0010140	Rating Area 6	Tobacco User/Non-Tobacco User	64 and over	1039.96	1143.96
22444PA0010141	Rating Area 3	Tobacco User/Non-Tobacco User	0-14	353.18	353.18
22444PA0010141	Rating Area 3	Tobacco User/Non-Tobacco User	15	384.57	384.57
22444PA0010141	Rating Area 3	Tobacco User/Non-Tobacco User	16	396.58	396.58
22444PA0010141	Rating Area 3	Tobacco User/Non-Tobacco User	17	408.58	408.58
22444PA0010141	Rating Area 3	Tobacco User/Non-Tobacco User	18	421.51	421.51
22444PA0010141	Rating Area 3	Tobacco User/Non-Tobacco User	19	434.43	434.43
22444PA0010141	Rating Area 3	Tobacco User/Non-Tobacco User	20	447.82	447.82
22444PA0010141	Rating Area 3	Tobacco User/Non-Tobacco User	21	461.68	507.85
22444PA0010141	Rating Area 3	Tobacco User/Non-Tobacco User	22	461.68	507.85
22444PA0010141	Rating Area 3	Tobacco User/Non-Tobacco User	23	461.68	507.85
22444PA0010141	Rating Area 3	Tobacco User/Non-Tobacco User	24	461.68	507.85
22444PA0010141	Rating Area 3	Tobacco User/Non-Tobacco User	25	463.52	509.69
22444PA0010141	Rating Area 3	Tobacco User/Non-Tobacco User	26	472.75	519.84
22444PA0010141	Rating Area 3	Tobacco User/Non-Tobacco User	27	483.83	532.31
22444PA0010141	Rating Area 3	Tobacco User/Non-Tobacco User	28	501.84	552.16
22444PA0010141	Rating Area 3	Tobacco User/Non-Tobacco User	29	516.61	568.32
22444PA0010141	Rating Area 3	Tobacco User/Non-Tobacco User	30	524.00	576.63
22444PA0010141	Rating Area 3	Tobacco User/Non-Tobacco User	31	535.08	588.63
22444PA0010141	Rating Area 3	Tobacco User/Non-Tobacco User	32	546.16	600.64
22444PA0010141	Rating Area 3	Tobacco User/Non-Tobacco User	33	553.08	608.49
22444PA0010141	Rating Area 3	Tobacco User/Non-Tobacco User	34	560.47	616.33
22444PA0010141	Rating Area 3	Tobacco User/Non-Tobacco User	35	564.16	620.49
22444PA0010141	Rating Area 3	Tobacco User/Non-Tobacco User	36	567.86	624.64
22444PA0010141	Rating Area 3	Tobacco User/Non-Tobacco User	37	571.55	628.80
22444PA0010141	Rating Area 3	Tobacco User/Non-Tobacco User	38	575.25	632.95
22444PA0010141	Rating Area 3	Tobacco User/Non-Tobacco User	39	582.63	640.80

22444PA0010141	Rating Area 3	Tobacco User/Non-Tobacco User	40	590.02	649.11
22444PA0010141	Rating Area 3	Tobacco User/Non-Tobacco User	41	601.10	661.12
22444PA0010141	Rating Area 3	Tobacco User/Non-Tobacco User	42	611.72	673.12
22444PA0010141	Rating Area 3	Tobacco User/Non-Tobacco User	43	626.49	689.28
22444PA0010141	Rating Area 3	Tobacco User/Non-Tobacco User	44	644.96	709.59
22444PA0010141	Rating Area 3	Tobacco User/Non-Tobacco User	45	666.66	733.14
22444PA0010141	Rating Area 3	Tobacco User/Non-Tobacco User	46	692.51	761.76
22444PA0010141	Rating Area 3	Tobacco User/Non-Tobacco User	47	721.60	793.62
22444PA0010141	Rating Area 3	Tobacco User/Non-Tobacco User	48	754.84	830.55
22444PA0010141	Rating Area 3	Tobacco User/Non-Tobacco User	49	787.61	866.56
22444PA0010141	Rating Area 3	Tobacco User/Non-Tobacco User	50	824.55	907.19
22444PA0010141	Rating Area 3	Tobacco User/Non-Tobacco User	51	861.02	947.35
22444PA0010141	Rating Area 3	Tobacco User/Non-Tobacco User	52	901.19	991.21
22444PA0010141	Rating Area 3	Tobacco User/Non-Tobacco User	53	941.81	1036.00
22444PA0010141	Rating Area 3	Tobacco User/Non-Tobacco User	54	985.67	1084.01
22444PA0010141	Rating Area 3	Tobacco User/Non-Tobacco User	55	1029.53	1132.48
22444PA0010141	Rating Area 3	Tobacco User/Non-Tobacco User	56	1077.08	1184.65
22444PA0010141	Rating Area 3	Tobacco User/Non-Tobacco User	57	1125.10	1237.75
22444PA0010141	Rating Area 3	Tobacco User/Non-Tobacco User	58	1176.34	1294.07
22444PA0010141	Rating Area 3	Tobacco User/Non-Tobacco User	59	1201.74	1321.77
22444PA0010141	Rating Area 3	Tobacco User/Non-Tobacco User	60	1252.98	1378.10
22444PA0010141	Rating Area 3	Tobacco User/Non-Tobacco User	61	1297.30	1427.03
22444PA0010141	Rating Area 3	Tobacco User/Non-Tobacco User	62	1326.39	1458.89
22444PA0010141	Rating Area 3	Tobacco User/Non-Tobacco User	63	1362.86	1499.05
22444PA0010141	Rating Area 3	Tobacco User/Non-Tobacco User	64 and over	1385.02	1523.52
22444PA0010142	Rating Area 3	Tobacco User/Non-Tobacco User	0-14	394.11	394.11
22444PA0010142	Rating Area 3	Tobacco User/Non-Tobacco User	15	429.14	429.14
22444PA0010142	Rating Area 3	Tobacco User/Non-Tobacco User	16	442.54	442.54
22444PA0010142	Rating Area 3	Tobacco User/Non-Tobacco User	17	455.93	455.93
22444PA0010142	Rating Area 3	Tobacco User/Non-Tobacco User	18	470.36	470.36
22444PA0010142	Rating Area 3	Tobacco User/Non-Tobacco User	19	484.78	484.78
22444PA0010142	Rating Area 3	Tobacco User/Non-Tobacco User	20	499.72	499.72
22444PA0010142	Rating Area 3	Tobacco User/Non-Tobacco User	21	515.18	566.70
22444PA0010142	Rating Area 3	Tobacco User/Non-Tobacco User	22	515.18	566.70
22444PA0010142	Rating Area 3	Tobacco User/Non-Tobacco User	23	515.18	566.70
22444PA0010142	Rating Area 3	Tobacco User/Non-Tobacco User	24	515.18	566.70
22444PA0010142	Rating Area 3	Tobacco User/Non-Tobacco User	25	517.24	568.76
22444PA0010142	Rating Area 3	Tobacco User/Non-Tobacco User	26	527.54	580.09
22444PA0010142	Rating Area 3	Tobacco User/Non-Tobacco User	27	539.91	594.00
22444PA0010142	Rating Area 3	Tobacco User/Non-Tobacco User	28	560.00	616.15
22444PA0010142	Rating Area 3	Tobacco User/Non-Tobacco User	29	576.49	634.19
22444PA0010142	Rating Area 3	Tobacco User/Non-Tobacco User	30	584.73	643.46
22444PA0010142	Rating Area 3	Tobacco User/Non-Tobacco User	31	597.09	656.85
22444PA0010142	Rating Area 3	Tobacco User/Non-Tobacco User	32	609.46	670.25
22444PA0010142	Rating Area 3	Tobacco User/Non-Tobacco User	33	617.18	679.01
22444PA0010142	Rating Area 3	Tobacco User/Non-Tobacco User	34	625.43	687.76
22444PA0010142	Rating Area 3	Tobacco User/Non-Tobacco User	35	629.55	692.40
22444PA0010142	Rating Area 3	Tobacco User/Non-Tobacco User	36	633.67	697.04
22444PA0010142	Rating Area 3	Tobacco User/Non-Tobacco User	37	637.79	701.67
22444PA0010142	Rating Area 3	Tobacco User/Non-Tobacco User	38	641.91	706.31
22444PA0010142	Rating Area 3	Tobacco User/Non-Tobacco User	39	650.16	715.07
22444PA0010142	Rating Area 3	Tobacco User/Non-Tobacco User	40	658.40	724.34
22444PA0010142	Rating Area 3	Tobacco User/Non-Tobacco User	41	670.76	737.74
22444PA0010142	Rating Area 3	Tobacco User/Non-Tobacco User	42	682.61	751.13
22444PA0010142	Rating Area 3	Tobacco User/Non-Tobacco User	43	699.10	769.16
22444PA0010142	Rating Area 3	Tobacco User/Non-Tobacco User	44	719.71	791.83
22444PA0010142	Rating Area 3	Tobacco User/Non-Tobacco User	45	743.92	818.10
22444PA0010142	Rating Area 3	Tobacco User/Non-Tobacco User	46	772.77	850.05
22444PA0010142	Rating Area 3	Tobacco User/Non-Tobacco User	47	805.23	885.59
22444PA0010142	Rating Area 3	Tobacco User/Non-Tobacco User	48	842.32	926.81
22444PA0010142	Rating Area 3	Tobacco User/Non-Tobacco User	49	878.90	966.99
22444PA0010142	Rating Area 3	Tobacco User/Non-Tobacco User	50	920.11	1012.33
22444PA0010142	Rating Area 3	Tobacco User/Non-Tobacco User	51	960.81	1057.15
22444PA0010142	Rating Area 3	Tobacco User/Non-Tobacco User	52	1005.63	1106.09
22444PA0010142	Rating Area 3	Tobacco User/Non-Tobacco User	53	1050.97	1156.06
22444PA0010142	Rating Area 3	Tobacco User/Non-Tobacco User	54	1099.91	1209.64

22444PA0010142	Rating Area 3	Tobacco User/Non-Tobacco User	55	1148.85	1263.73
22444PA0010142	Rating Area 3	Tobacco User/Non-Tobacco User	56	1201.91	1321.95
22444PA0010142	Rating Area 3	Tobacco User/Non-Tobacco User	57	1255.49	1381.20
22444PA0010142	Rating Area 3	Tobacco User/Non-Tobacco User	58	1312.68	1444.05
22444PA0010142	Rating Area 3	Tobacco User/Non-Tobacco User	59	1341.01	1474.96
22444PA0010142	Rating Area 3	Tobacco User/Non-Tobacco User	60	1398.20	1537.81
22444PA0010142	Rating Area 3	Tobacco User/Non-Tobacco User	61	1447.65	1592.42
22444PA0010142	Rating Area 3	Tobacco User/Non-Tobacco User	62	1480.11	1627.97
22444PA0010142	Rating Area 3	Tobacco User/Non-Tobacco User	63	1520.81	1672.79
22444PA0010142	Rating Area 3	Tobacco User/Non-Tobacco User	64 and over	1545.54	1700.09
22444PA0010143	Rating Area 3	Tobacco User/Non-Tobacco User	0-14	251.93	251.93
22444PA0010143	Rating Area 3	Tobacco User/Non-Tobacco User	15	274.32	274.32
22444PA0010143	Rating Area 3	Tobacco User/Non-Tobacco User	16	282.89	282.89
22444PA0010143	Rating Area 3	Tobacco User/Non-Tobacco User	17	291.45	291.45
22444PA0010143	Rating Area 3	Tobacco User/Non-Tobacco User	18	300.67	300.67
22444PA0010143	Rating Area 3	Tobacco User/Non-Tobacco User	19	309.89	309.89
22444PA0010143	Rating Area 3	Tobacco User/Non-Tobacco User	20	319.44	319.44
22444PA0010143	Rating Area 3	Tobacco User/Non-Tobacco User	21	329.33	362.26
22444PA0010143	Rating Area 3	Tobacco User/Non-Tobacco User	22	329.33	362.26
22444PA0010143	Rating Area 3	Tobacco User/Non-Tobacco User	23	329.33	362.26
22444PA0010143	Rating Area 3	Tobacco User/Non-Tobacco User	24	329.33	362.26
22444PA0010143	Rating Area 3	Tobacco User/Non-Tobacco User	25	330.64	363.57
22444PA0010143	Rating Area 3	Tobacco User/Non-Tobacco User	26	337.23	370.82
22444PA0010143	Rating Area 3	Tobacco User/Non-Tobacco User	27	345.13	379.71
22444PA0010143	Rating Area 3	Tobacco User/Non-Tobacco User	28	357.97	393.87
22444PA0010143	Rating Area 3	Tobacco User/Non-Tobacco User	29	368.51	405.39
22444PA0010143	Rating Area 3	Tobacco User/Non-Tobacco User	30	373.78	411.32
22444PA0010143	Rating Area 3	Tobacco User/Non-Tobacco User	31	381.68	419.88
22444PA0010143	Rating Area 3	Tobacco User/Non-Tobacco User	32	389.59	428.45
22444PA0010143	Rating Area 3	Tobacco User/Non-Tobacco User	33	394.53	434.05
22444PA0010143	Rating Area 3	Tobacco User/Non-Tobacco User	34	399.80	439.64
22444PA0010143	Rating Area 3	Tobacco User/Non-Tobacco User	35	402.43	442.61
22444PA0010143	Rating Area 3	Tobacco User/Non-Tobacco User	36	405.07	445.57
22444PA0010143	Rating Area 3	Tobacco User/Non-Tobacco User	37	407.70	448.54
22444PA0010143	Rating Area 3	Tobacco User/Non-Tobacco User	38	410.33	451.50
22444PA0010143	Rating Area 3	Tobacco User/Non-Tobacco User	39	415.60	457.10
22444PA0010143	Rating Area 3	Tobacco User/Non-Tobacco User	40	420.87	463.03
22444PA0010143	Rating Area 3	Tobacco User/Non-Tobacco User	41	428.78	471.59
22444PA0010143	Rating Area 3	Tobacco User/Non-Tobacco User	42	436.35	480.15
22444PA0010143	Rating Area 3	Tobacco User/Non-Tobacco User	43	446.89	491.68
22444PA0010143	Rating Area 3	Tobacco User/Non-Tobacco User	44	460.06	506.17
22444PA0010143	Rating Area 3	Tobacco User/Non-Tobacco User	45	475.54	522.96
22444PA0010143	Rating Area 3	Tobacco User/Non-Tobacco User	46	493.98	543.38
22444PA0010143	Rating Area 3	Tobacco User/Non-Tobacco User	47	514.73	566.10
22444PA0010143	Rating Area 3	Tobacco User/Non-Tobacco User	48	538.44	592.45
22444PA0010143	Rating Area 3	Tobacco User/Non-Tobacco User	49	561.82	618.14
22444PA0010143	Rating Area 3	Tobacco User/Non-Tobacco User	50	588.17	647.12
22444PA0010143	Rating Area 3	Tobacco User/Non-Tobacco User	51	614.18	675.77
22444PA0010143	Rating Area 3	Tobacco User/Non-Tobacco User	52	642.84	707.05
22444PA0010143	Rating Area 3	Tobacco User/Non-Tobacco User	53	671.82	739.00
22444PA0010143	Rating Area 3	Tobacco User/Non-Tobacco User	54	703.10	773.25
22444PA0010143	Rating Area 3	Tobacco User/Non-Tobacco User	55	734.39	807.83
22444PA0010143	Rating Area 3	Tobacco User/Non-Tobacco User	56	768.31	845.04
22444PA0010143	Rating Area 3	Tobacco User/Non-Tobacco User	57	802.56	882.91
22444PA0010143	Rating Area 3	Tobacco User/Non-Tobacco User	58	839.11	923.09
22444PA0010143	Rating Area 3	Tobacco User/Non-Tobacco User	59	857.22	942.85
22444PA0010143	Rating Area 3	Tobacco User/Non-Tobacco User	60	893.78	983.02
22444PA0010143	Rating Area 3	Tobacco User/Non-Tobacco User	61	925.39	1017.93
22444PA0010143	Rating Area 3	Tobacco User/Non-Tobacco User	62	946.14	1040.66
22444PA0010143	Rating Area 3	Tobacco User/Non-Tobacco User	63	972.16	1069.31
22444PA0010143	Rating Area 3	Tobacco User/Non-Tobacco User	64 and over	987.96	1086.76
22444PA0010144	Rating Area 2	Tobacco User/Non-Tobacco User	0-14	408.58	408.58
22444PA0010144	Rating Area 2	Tobacco User/Non-Tobacco User	15	444.89	444.89
22444PA0010144	Rating Area 2	Tobacco User/Non-Tobacco User	16	458.78	458.78
22444PA0010144	Rating Area 2	Tobacco User/Non-Tobacco User	17	472.67	472.67
22444PA0010144	Rating Area 2	Tobacco User/Non-Tobacco User	18	487.62	487.62

22444PA0010144	Rating Area 2	Tobacco User/Non-Tobacco User	19	502.57	502.57
22444PA0010144	Rating Area 2	Tobacco User/Non-Tobacco User	20	518.06	518.06
22444PA0010144	Rating Area 2	Tobacco User/Non-Tobacco User	21	534.09	587.50
22444PA0010144	Rating Area 2	Tobacco User/Non-Tobacco User	22	534.09	587.50
22444PA0010144	Rating Area 2	Tobacco User/Non-Tobacco User	23	534.09	587.50
22444PA0010144	Rating Area 2	Tobacco User/Non-Tobacco User	24	534.09	587.50
22444PA0010144	Rating Area 2	Tobacco User/Non-Tobacco User	25	536.22	589.63
22444PA0010144	Rating Area 2	Tobacco User/Non-Tobacco User	26	546.90	601.38
22444PA0010144	Rating Area 2	Tobacco User/Non-Tobacco User	27	559.72	615.80
22444PA0010144	Rating Area 2	Tobacco User/Non-Tobacco User	28	580.55	638.77
22444PA0010144	Rating Area 2	Tobacco User/Non-Tobacco User	29	597.64	657.46
22444PA0010144	Rating Area 2	Tobacco User/Non-Tobacco User	30	606.19	667.07
22444PA0010144	Rating Area 2	Tobacco User/Non-Tobacco User	31	619.01	680.96
22444PA0010144	Rating Area 2	Tobacco User/Non-Tobacco User	32	631.82	694.85
22444PA0010144	Rating Area 2	Tobacco User/Non-Tobacco User	33	639.84	703.93
22444PA0010144	Rating Area 2	Tobacco User/Non-Tobacco User	34	648.38	713.00
22444PA0010144	Rating Area 2	Tobacco User/Non-Tobacco User	35	652.65	717.81
22444PA0010144	Rating Area 2	Tobacco User/Non-Tobacco User	36	656.93	722.62
22444PA0010144	Rating Area 2	Tobacco User/Non-Tobacco User	37	661.20	727.43
22444PA0010144	Rating Area 2	Tobacco User/Non-Tobacco User	38	665.47	732.23
22444PA0010144	Rating Area 2	Tobacco User/Non-Tobacco User	39	674.02	741.31
22444PA0010144	Rating Area 2	Tobacco User/Non-Tobacco User	40	682.56	750.92
22444PA0010144	Rating Area 2	Tobacco User/Non-Tobacco User	41	695.38	764.81
22444PA0010144	Rating Area 2	Tobacco User/Non-Tobacco User	42	707.66	778.70
22444PA0010144	Rating Area 2	Tobacco User/Non-Tobacco User	43	724.75	797.39
22444PA0010144	Rating Area 2	Tobacco User/Non-Tobacco User	44	746.12	820.89
22444PA0010144	Rating Area 2	Tobacco User/Non-Tobacco User	45	771.22	848.13
22444PA0010144	Rating Area 2	Tobacco User/Non-Tobacco User	46	801.13	881.24
22444PA0010144	Rating Area 2	Tobacco User/Non-Tobacco User	47	834.78	918.09
22444PA0010144	Rating Area 2	Tobacco User/Non-Tobacco User	48	873.23	960.82
22444PA0010144	Rating Area 2	Tobacco User/Non-Tobacco User	49	911.15	1002.48
22444PA0010144	Rating Area 2	Tobacco User/Non-Tobacco User	50	953.88	1049.48
22444PA0010144	Rating Area 2	Tobacco User/Non-Tobacco User	51	996.07	1095.94
22444PA0010144	Rating Area 2	Tobacco User/Non-Tobacco User	52	1042.54	1146.68
22444PA0010144	Rating Area 2	Tobacco User/Non-Tobacco User	53	1089.54	1198.49
22444PA0010144	Rating Area 2	Tobacco User/Non-Tobacco User	54	1140.27	1254.03
22444PA0010144	Rating Area 2	Tobacco User/Non-Tobacco User	55	1191.01	1310.11
22444PA0010144	Rating Area 2	Tobacco User/Non-Tobacco User	56	1246.02	1370.46
22444PA0010144	Rating Area 2	Tobacco User/Non-Tobacco User	57	1301.57	1431.88
22444PA0010144	Rating Area 2	Tobacco User/Non-Tobacco User	58	1360.85	1497.04
22444PA0010144	Rating Area 2	Tobacco User/Non-Tobacco User	59	1390.23	1529.09
22444PA0010144	Rating Area 2	Tobacco User/Non-Tobacco User	60	1449.51	1594.25
22444PA0010144	Rating Area 2	Tobacco User/Non-Tobacco User	61	1500.78	1650.86
22444PA0010144	Rating Area 2	Tobacco User/Non-Tobacco User	62	1534.43	1687.71
22444PA0010144	Rating Area 2	Tobacco User/Non-Tobacco User	63	1576.62	1734.18
22444PA0010144	Rating Area 2	Tobacco User/Non-Tobacco User	64 and over	1602.26	1762.48
22444PA0010144	Rating Area 5	Tobacco User/Non-Tobacco User	0-14	388.15	388.15
22444PA0010144	Rating Area 5	Tobacco User/Non-Tobacco User	15	422.65	422.65
22444PA0010144	Rating Area 5	Tobacco User/Non-Tobacco User	16	435.84	435.84
22444PA0010144	Rating Area 5	Tobacco User/Non-Tobacco User	17	449.03	449.03
22444PA0010144	Rating Area 5	Tobacco User/Non-Tobacco User	18	463.24	463.24
22444PA0010144	Rating Area 5	Tobacco User/Non-Tobacco User	19	477.45	477.45
22444PA0010144	Rating Area 5	Tobacco User/Non-Tobacco User	20	492.16	492.16
22444PA0010144	Rating Area 5	Tobacco User/Non-Tobacco User	21	507.39	558.12
22444PA0010144	Rating Area 5	Tobacco User/Non-Tobacco User	22	507.39	558.12
22444PA0010144	Rating Area 5	Tobacco User/Non-Tobacco User	23	507.39	558.12
22444PA0010144	Rating Area 5	Tobacco User/Non-Tobacco User	24	507.39	558.12
22444PA0010144	Rating Area 5	Tobacco User/Non-Tobacco User	25	509.41	560.15
22444PA0010144	Rating Area 5	Tobacco User/Non-Tobacco User	26	519.56	571.31
22444PA0010144	Rating Area 5	Tobacco User/Non-Tobacco User	27	531.74	585.01
22444PA0010144	Rating Area 5	Tobacco User/Non-Tobacco User	28	551.52	606.83
22444PA0010144	Rating Area 5	Tobacco User/Non-Tobacco User	29	567.76	624.59
22444PA0010144	Rating Area 5	Tobacco User/Non-Tobacco User	30	575.88	633.72
22444PA0010144	Rating Area 5	Tobacco User/Non-Tobacco User	31	588.06	646.91
22444PA0010144	Rating Area 5	Tobacco User/Non-Tobacco User	32	600.23	660.10
22444PA0010144	Rating Area 5	Tobacco User/Non-Tobacco User	33	607.84	668.73

22444PA0010144	Rating Area 5	Tobacco User/Non-Tobacco User	34	615.96	677.35
22444PA0010144	Rating Area 5	Tobacco User/Non-Tobacco User	35	620.02	681.92
22444PA0010144	Rating Area 5	Tobacco User/Non-Tobacco User	36	624.08	686.49
22444PA0010144	Rating Area 5	Tobacco User/Non-Tobacco User	37	628.14	691.05
22444PA0010144	Rating Area 5	Tobacco User/Non-Tobacco User	38	632.20	695.62
22444PA0010144	Rating Area 5	Tobacco User/Non-Tobacco User	39	640.32	704.25
22444PA0010144	Rating Area 5	Tobacco User/Non-Tobacco User	40	648.43	713.38
22444PA0010144	Rating Area 5	Tobacco User/Non-Tobacco User	41	660.61	726.57
22444PA0010144	Rating Area 5	Tobacco User/Non-Tobacco User	42	672.28	739.76
22444PA0010144	Rating Area 5	Tobacco User/Non-Tobacco User	43	688.52	757.52
22444PA0010144	Rating Area 5	Tobacco User/Non-Tobacco User	44	708.81	779.85
22444PA0010144	Rating Area 5	Tobacco User/Non-Tobacco User	45	732.66	805.72
22444PA0010144	Rating Area 5	Tobacco User/Non-Tobacco User	46	761.07	837.18
22444PA0010144	Rating Area 5	Tobacco User/Non-Tobacco User	47	793.04	872.19
22444PA0010144	Rating Area 5	Tobacco User/Non-Tobacco User	48	829.57	912.78
22444PA0010144	Rating Area 5	Tobacco User/Non-Tobacco User	49	865.59	952.36
22444PA0010144	Rating Area 5	Tobacco User/Non-Tobacco User	50	906.18	997.01
22444PA0010144	Rating Area 5	Tobacco User/Non-Tobacco User	51	946.27	1041.15
22444PA0010144	Rating Area 5	Tobacco User/Non-Tobacco User	52	990.41	1089.35
22444PA0010144	Rating Area 5	Tobacco User/Non-Tobacco User	53	1035.06	1138.56
22444PA0010144	Rating Area 5	Tobacco User/Non-Tobacco User	54	1083.26	1191.33
22444PA0010144	Rating Area 5	Tobacco User/Non-Tobacco User	55	1131.46	1244.61
22444PA0010144	Rating Area 5	Tobacco User/Non-Tobacco User	56	1183.72	1301.94
22444PA0010144	Rating Area 5	Tobacco User/Non-Tobacco User	57	1236.49	1360.29
22444PA0010144	Rating Area 5	Tobacco User/Non-Tobacco User	58	1292.81	1422.19
22444PA0010144	Rating Area 5	Tobacco User/Non-Tobacco User	59	1320.71	1452.63
22444PA0010144	Rating Area 5	Tobacco User/Non-Tobacco User	60	1377.03	1514.53
22444PA0010144	Rating Area 5	Tobacco User/Non-Tobacco User	61	1425.74	1568.32
22444PA0010144	Rating Area 5	Tobacco User/Non-Tobacco User	62	1457.71	1603.33
22444PA0010144	Rating Area 5	Tobacco User/Non-Tobacco User	63	1497.79	1647.47
22444PA0010144	Rating Area 5	Tobacco User/Non-Tobacco User	64 and over	1522.15	1674.36
22444PA0010146	Rating Area 3	Tobacco User/Non-Tobacco User	0-14	388.15	388.15
22444PA0010146	Rating Area 3	Tobacco User/Non-Tobacco User	15	422.65	422.65
22444PA0010146	Rating Area 3	Tobacco User/Non-Tobacco User	16	435.84	435.84
22444PA0010146	Rating Area 3	Tobacco User/Non-Tobacco User	17	449.03	449.03
22444PA0010146	Rating Area 3	Tobacco User/Non-Tobacco User	18	463.24	463.24
22444PA0010146	Rating Area 3	Tobacco User/Non-Tobacco User	19	477.45	477.45
22444PA0010146	Rating Area 3	Tobacco User/Non-Tobacco User	20	492.16	492.16
22444PA0010146	Rating Area 3	Tobacco User/Non-Tobacco User	21	507.39	558.12
22444PA0010146	Rating Area 3	Tobacco User/Non-Tobacco User	22	507.39	558.12
22444PA0010146	Rating Area 3	Tobacco User/Non-Tobacco User	23	507.39	558.12
22444PA0010146	Rating Area 3	Tobacco User/Non-Tobacco User	24	507.39	558.12
22444PA0010146	Rating Area 3	Tobacco User/Non-Tobacco User	25	509.41	560.15
22444PA0010146	Rating Area 3	Tobacco User/Non-Tobacco User	26	519.56	571.31
22444PA0010146	Rating Area 3	Tobacco User/Non-Tobacco User	27	531.74	585.01
22444PA0010146	Rating Area 3	Tobacco User/Non-Tobacco User	28	551.52	606.83
22444PA0010146	Rating Area 3	Tobacco User/Non-Tobacco User	29	567.76	624.59
22444PA0010146	Rating Area 3	Tobacco User/Non-Tobacco User	30	575.88	633.72
22444PA0010146	Rating Area 3	Tobacco User/Non-Tobacco User	31	588.06	646.91
22444PA0010146	Rating Area 3	Tobacco User/Non-Tobacco User	32	600.23	660.10
22444PA0010146	Rating Area 3	Tobacco User/Non-Tobacco User	33	607.84	668.73
22444PA0010146	Rating Area 3	Tobacco User/Non-Tobacco User	34	615.96	677.35
22444PA0010146	Rating Area 3	Tobacco User/Non-Tobacco User	35	620.02	681.92
22444PA0010146	Rating Area 3	Tobacco User/Non-Tobacco User	36	624.08	686.49
22444PA0010146	Rating Area 3	Tobacco User/Non-Tobacco User	37	628.14	691.05
22444PA0010146	Rating Area 3	Tobacco User/Non-Tobacco User	38	632.20	695.62
22444PA0010146	Rating Area 3	Tobacco User/Non-Tobacco User	39	640.32	704.25
22444PA0010146	Rating Area 3	Tobacco User/Non-Tobacco User	40	648.43	713.38
22444PA0010146	Rating Area 3	Tobacco User/Non-Tobacco User	41	660.61	726.57
22444PA0010146	Rating Area 3	Tobacco User/Non-Tobacco User	42	672.28	739.76
22444PA0010146	Rating Area 3	Tobacco User/Non-Tobacco User	43	688.52	757.52
22444PA0010146	Rating Area 3	Tobacco User/Non-Tobacco User	44	708.81	779.85
22444PA0010146	Rating Area 3	Tobacco User/Non-Tobacco User	45	732.66	805.72
22444PA0010146	Rating Area 3	Tobacco User/Non-Tobacco User	46	761.07	837.18
22444PA0010146	Rating Area 3	Tobacco User/Non-Tobacco User	47	793.04	872.19
22444PA0010146	Rating Area 3	Tobacco User/Non-Tobacco User	48	829.57	912.78

22444PA0010146	Rating Area 3	Tobacco User/Non-Tobacco User	49	865.59	952.36
22444PA0010146	Rating Area 3	Tobacco User/Non-Tobacco User	50	906.18	997.01
22444PA0010146	Rating Area 3	Tobacco User/Non-Tobacco User	51	946.27	1041.15
22444PA0010146	Rating Area 3	Tobacco User/Non-Tobacco User	52	990.41	1089.35
22444PA0010146	Rating Area 3	Tobacco User/Non-Tobacco User	53	1035.06	1138.56
22444PA0010146	Rating Area 3	Tobacco User/Non-Tobacco User	54	1083.26	1191.33
22444PA0010146	Rating Area 3	Tobacco User/Non-Tobacco User	55	1131.46	1244.61
22444PA0010146	Rating Area 3	Tobacco User/Non-Tobacco User	56	1183.72	1301.94
22444PA0010146	Rating Area 3	Tobacco User/Non-Tobacco User	57	1236.49	1360.29
22444PA0010146	Rating Area 3	Tobacco User/Non-Tobacco User	58	1292.81	1422.19
22444PA0010146	Rating Area 3	Tobacco User/Non-Tobacco User	59	1320.71	1452.63
22444PA0010146	Rating Area 3	Tobacco User/Non-Tobacco User	60	1377.03	1514.53
22444PA0010146	Rating Area 3	Tobacco User/Non-Tobacco User	61	1425.74	1568.32
22444PA0010146	Rating Area 3	Tobacco User/Non-Tobacco User	62	1457.71	1603.33
22444PA0010146	Rating Area 3	Tobacco User/Non-Tobacco User	63	1497.79	1647.47
22444PA0010146	Rating Area 3	Tobacco User/Non-Tobacco User	64 and over	1522.15	1674.36
22444PA0010146	Rating Area 6	Tobacco User/Non-Tobacco User	0-14	408.58	408.58
22444PA0010146	Rating Area 6	Tobacco User/Non-Tobacco User	15	444.89	444.89
22444PA0010146	Rating Area 6	Tobacco User/Non-Tobacco User	16	458.78	458.78
22444PA0010146	Rating Area 6	Tobacco User/Non-Tobacco User	17	472.67	472.67
22444PA0010146	Rating Area 6	Tobacco User/Non-Tobacco User	18	487.62	487.62
22444PA0010146	Rating Area 6	Tobacco User/Non-Tobacco User	19	502.57	502.57
22444PA0010146	Rating Area 6	Tobacco User/Non-Tobacco User	20	518.06	518.06
22444PA0010146	Rating Area 6	Tobacco User/Non-Tobacco User	21	534.09	587.50
22444PA0010146	Rating Area 6	Tobacco User/Non-Tobacco User	22	534.09	587.50
22444PA0010146	Rating Area 6	Tobacco User/Non-Tobacco User	23	534.09	587.50
22444PA0010146	Rating Area 6	Tobacco User/Non-Tobacco User	24	534.09	587.50
22444PA0010146	Rating Area 6	Tobacco User/Non-Tobacco User	25	536.22	589.63
22444PA0010146	Rating Area 6	Tobacco User/Non-Tobacco User	26	546.90	601.38
22444PA0010146	Rating Area 6	Tobacco User/Non-Tobacco User	27	559.72	615.80
22444PA0010146	Rating Area 6	Tobacco User/Non-Tobacco User	28	580.55	638.77
22444PA0010146	Rating Area 6	Tobacco User/Non-Tobacco User	29	597.64	657.46
22444PA0010146	Rating Area 6	Tobacco User/Non-Tobacco User	30	606.19	667.07
22444PA0010146	Rating Area 6	Tobacco User/Non-Tobacco User	31	619.01	680.96
22444PA0010146	Rating Area 6	Tobacco User/Non-Tobacco User	32	631.82	694.85
22444PA0010146	Rating Area 6	Tobacco User/Non-Tobacco User	33	639.84	703.93
22444PA0010146	Rating Area 6	Tobacco User/Non-Tobacco User	34	648.38	713.00
22444PA0010146	Rating Area 6	Tobacco User/Non-Tobacco User	35	652.65	717.81
22444PA0010146	Rating Area 6	Tobacco User/Non-Tobacco User	36	656.93	722.62
22444PA0010146	Rating Area 6	Tobacco User/Non-Tobacco User	37	661.20	727.43
22444PA0010146	Rating Area 6	Tobacco User/Non-Tobacco User	38	665.47	732.23
22444PA0010146	Rating Area 6	Tobacco User/Non-Tobacco User	39	674.02	741.31
22444PA0010146	Rating Area 6	Tobacco User/Non-Tobacco User	40	682.56	750.92
22444PA0010146	Rating Area 6	Tobacco User/Non-Tobacco User	41	695.38	764.81
22444PA0010146	Rating Area 6	Tobacco User/Non-Tobacco User	42	707.66	778.70
22444PA0010146	Rating Area 6	Tobacco User/Non-Tobacco User	43	724.75	797.39
22444PA0010146	Rating Area 6	Tobacco User/Non-Tobacco User	44	746.12	820.89
22444PA0010146	Rating Area 6	Tobacco User/Non-Tobacco User	45	771.22	848.13
22444PA0010146	Rating Area 6	Tobacco User/Non-Tobacco User	46	801.13	881.24
22444PA0010146	Rating Area 6	Tobacco User/Non-Tobacco User	47	834.78	918.09
22444PA0010146	Rating Area 6	Tobacco User/Non-Tobacco User	48	873.23	960.82
22444PA0010146	Rating Area 6	Tobacco User/Non-Tobacco User	49	911.15	1002.48
22444PA0010146	Rating Area 6	Tobacco User/Non-Tobacco User	50	953.88	1049.48
22444PA0010146	Rating Area 6	Tobacco User/Non-Tobacco User	51	996.07	1095.94
22444PA0010146	Rating Area 6	Tobacco User/Non-Tobacco User	52	1042.54	1146.68
22444PA0010146	Rating Area 6	Tobacco User/Non-Tobacco User	53	1089.54	1198.49
22444PA0010146	Rating Area 6	Tobacco User/Non-Tobacco User	54	1140.27	1254.03
22444PA0010146	Rating Area 6	Tobacco User/Non-Tobacco User	55	1191.01	1310.11
22444PA0010146	Rating Area 6	Tobacco User/Non-Tobacco User	56	1246.02	1370.46
22444PA0010146	Rating Area 6	Tobacco User/Non-Tobacco User	57	1301.57	1431.88
22444PA0010146	Rating Area 6	Tobacco User/Non-Tobacco User	58	1360.85	1497.04
22444PA0010146	Rating Area 6	Tobacco User/Non-Tobacco User	59	1390.23	1529.09
22444PA0010146	Rating Area 6	Tobacco User/Non-Tobacco User	60	1449.51	1594.25
22444PA0010146	Rating Area 6	Tobacco User/Non-Tobacco User	61	1500.78	1650.86
22444PA0010146	Rating Area 6	Tobacco User/Non-Tobacco User	62	1534.43	1687.71
22444PA0010146	Rating Area 6	Tobacco User/Non-Tobacco User	63	1576.62	1734.18

22444PA0010146	Rating Area 6	Tobacco User/Non-Tobacco User	64 and over	1602.26	1762.48
22444PA0010146	Rating Area 9	Tobacco User/Non-Tobacco User	0-14	490.29	490.29
22444PA0010146	Rating Area 9	Tobacco User/Non-Tobacco User	15	533.87	533.87
22444PA0010146	Rating Area 9	Tobacco User/Non-Tobacco User	16	550.54	550.54
22444PA0010146	Rating Area 9	Tobacco User/Non-Tobacco User	17	567.20	567.20
22444PA0010146	Rating Area 9	Tobacco User/Non-Tobacco User	18	585.14	585.14
22444PA0010146	Rating Area 9	Tobacco User/Non-Tobacco User	19	603.09	603.09
22444PA0010146	Rating Area 9	Tobacco User/Non-Tobacco User	20	621.68	621.68
22444PA0010146	Rating Area 9	Tobacco User/Non-Tobacco User	21	640.91	705.00
22444PA0010146	Rating Area 9	Tobacco User/Non-Tobacco User	22	640.91	705.00
22444PA0010146	Rating Area 9	Tobacco User/Non-Tobacco User	23	640.91	705.00
22444PA0010146	Rating Area 9	Tobacco User/Non-Tobacco User	24	640.91	705.00
22444PA0010146	Rating Area 9	Tobacco User/Non-Tobacco User	25	643.47	707.56
22444PA0010146	Rating Area 9	Tobacco User/Non-Tobacco User	26	656.28	721.66
22444PA0010146	Rating Area 9	Tobacco User/Non-Tobacco User	27	671.67	738.96
22444PA0010146	Rating Area 9	Tobacco User/Non-Tobacco User	28	696.66	766.52
22444PA0010146	Rating Area 9	Tobacco User/Non-Tobacco User	29	717.17	788.95
22444PA0010146	Rating Area 9	Tobacco User/Non-Tobacco User	30	727.43	800.49
22444PA0010146	Rating Area 9	Tobacco User/Non-Tobacco User	31	742.81	817.15
22444PA0010146	Rating Area 9	Tobacco User/Non-Tobacco User	32	758.19	833.82
22444PA0010146	Rating Area 9	Tobacco User/Non-Tobacco User	33	767.80	844.71
22444PA0010146	Rating Area 9	Tobacco User/Non-Tobacco User	34	778.06	855.61
22444PA0010146	Rating Area 9	Tobacco User/Non-Tobacco User	35	783.18	861.37
22444PA0010146	Rating Area 9	Tobacco User/Non-Tobacco User	36	788.31	867.14
22444PA0010146	Rating Area 9	Tobacco User/Non-Tobacco User	37	793.44	872.91
22444PA0010146	Rating Area 9	Tobacco User/Non-Tobacco User	38	798.57	878.68
22444PA0010146	Rating Area 9	Tobacco User/Non-Tobacco User	39	808.82	889.57
22444PA0010146	Rating Area 9	Tobacco User/Non-Tobacco User	40	819.07	901.11
22444PA0010146	Rating Area 9	Tobacco User/Non-Tobacco User	41	834.46	917.77
22444PA0010146	Rating Area 9	Tobacco User/Non-Tobacco User	42	849.20	934.44
22444PA0010146	Rating Area 9	Tobacco User/Non-Tobacco User	43	869.71	956.87
22444PA0010146	Rating Area 9	Tobacco User/Non-Tobacco User	44	895.34	985.07
22444PA0010146	Rating Area 9	Tobacco User/Non-Tobacco User	45	925.46	1017.75
22444PA0010146	Rating Area 9	Tobacco User/Non-Tobacco User	46	961.35	1057.49
22444PA0010146	Rating Area 9	Tobacco User/Non-Tobacco User	47	1001.73	1101.71
22444PA0010146	Rating Area 9	Tobacco User/Non-Tobacco User	48	1047.88	1152.98
22444PA0010146	Rating Area 9	Tobacco User/Non-Tobacco User	49	1093.38	1202.98
22444PA0010146	Rating Area 9	Tobacco User/Non-Tobacco User	50	1144.65	1259.37
22444PA0010146	Rating Area 9	Tobacco User/Non-Tobacco User	51	1195.28	1315.13
22444PA0010146	Rating Area 9	Tobacco User/Non-Tobacco User	52	1251.04	1376.02
22444PA0010146	Rating Area 9	Tobacco User/Non-Tobacco User	53	1307.44	1438.19
22444PA0010146	Rating Area 9	Tobacco User/Non-Tobacco User	54	1368.33	1504.84
22444PA0010146	Rating Area 9	Tobacco User/Non-Tobacco User	55	1429.21	1572.14
22444PA0010146	Rating Area 9	Tobacco User/Non-Tobacco User	56	1495.23	1644.56
22444PA0010146	Rating Area 9	Tobacco User/Non-Tobacco User	57	1561.88	1718.26
22444PA0010146	Rating Area 9	Tobacco User/Non-Tobacco User	58	1633.02	1796.45
22444PA0010146	Rating Area 9	Tobacco User/Non-Tobacco User	59	1668.27	1834.91
22444PA0010146	Rating Area 9	Tobacco User/Non-Tobacco User	60	1739.41	1913.10
22444PA0010146	Rating Area 9	Tobacco User/Non-Tobacco User	61	1800.94	1981.03
22444PA0010146	Rating Area 9	Tobacco User/Non-Tobacco User	62	1841.31	2025.25
22444PA0010146	Rating Area 9	Tobacco User/Non-Tobacco User	63	1891.95	2081.01
22444PA0010146	Rating Area 9	Tobacco User/Non-Tobacco User	64 and over	1922.71	2114.98
22444PA0010152	Rating Area 6	Tobacco User/Non-Tobacco User	0-14	408.58	408.58
22444PA0010152	Rating Area 6	Tobacco User/Non-Tobacco User	15	444.89	444.89
22444PA0010152	Rating Area 6	Tobacco User/Non-Tobacco User	16	458.78	458.78
22444PA0010152	Rating Area 6	Tobacco User/Non-Tobacco User	17	472.67	472.67
22444PA0010152	Rating Area 6	Tobacco User/Non-Tobacco User	18	487.62	487.62
22444PA0010152	Rating Area 6	Tobacco User/Non-Tobacco User	19	502.57	502.57
22444PA0010152	Rating Area 6	Tobacco User/Non-Tobacco User	20	518.06	518.06
22444PA0010152	Rating Area 6	Tobacco User/Non-Tobacco User	21	534.09	587.50
22444PA0010152	Rating Area 6	Tobacco User/Non-Tobacco User	22	534.09	587.50
22444PA0010152	Rating Area 6	Tobacco User/Non-Tobacco User	23	534.09	587.50
22444PA0010152	Rating Area 6	Tobacco User/Non-Tobacco User	24	534.09	587.50
22444PA0010152	Rating Area 6	Tobacco User/Non-Tobacco User	25	536.22	589.63
22444PA0010152	Rating Area 6	Tobacco User/Non-Tobacco User	26	546.90	601.38
22444PA0010152	Rating Area 6	Tobacco User/Non-Tobacco User	27	559.72	615.80

22444PA0010152	Rating Area 6	Tobacco User/Non-Tobacco User	28	580.55	638.77
22444PA0010152	Rating Area 6	Tobacco User/Non-Tobacco User	29	597.64	657.46
22444PA0010152	Rating Area 6	Tobacco User/Non-Tobacco User	30	606.19	667.07
22444PA0010152	Rating Area 6	Tobacco User/Non-Tobacco User	31	619.01	680.96
22444PA0010152	Rating Area 6	Tobacco User/Non-Tobacco User	32	631.82	694.85
22444PA0010152	Rating Area 6	Tobacco User/Non-Tobacco User	33	639.84	703.93
22444PA0010152	Rating Area 6	Tobacco User/Non-Tobacco User	34	648.38	713.00
22444PA0010152	Rating Area 6	Tobacco User/Non-Tobacco User	35	652.65	717.81
22444PA0010152	Rating Area 6	Tobacco User/Non-Tobacco User	36	656.93	722.62
22444PA0010152	Rating Area 6	Tobacco User/Non-Tobacco User	37	661.20	727.43
22444PA0010152	Rating Area 6	Tobacco User/Non-Tobacco User	38	665.47	732.23
22444PA0010152	Rating Area 6	Tobacco User/Non-Tobacco User	39	674.02	741.31
22444PA0010152	Rating Area 6	Tobacco User/Non-Tobacco User	40	682.56	750.92
22444PA0010152	Rating Area 6	Tobacco User/Non-Tobacco User	41	695.38	764.81
22444PA0010152	Rating Area 6	Tobacco User/Non-Tobacco User	42	707.66	778.70
22444PA0010152	Rating Area 6	Tobacco User/Non-Tobacco User	43	724.75	797.39
22444PA0010152	Rating Area 6	Tobacco User/Non-Tobacco User	44	746.12	820.89
22444PA0010152	Rating Area 6	Tobacco User/Non-Tobacco User	45	771.22	848.13
22444PA0010152	Rating Area 6	Tobacco User/Non-Tobacco User	46	801.13	881.24
22444PA0010152	Rating Area 6	Tobacco User/Non-Tobacco User	47	834.78	918.09
22444PA0010152	Rating Area 6	Tobacco User/Non-Tobacco User	48	873.23	960.82
22444PA0010152	Rating Area 6	Tobacco User/Non-Tobacco User	49	911.15	1002.48
22444PA0010152	Rating Area 6	Tobacco User/Non-Tobacco User	50	953.88	1049.48
22444PA0010152	Rating Area 6	Tobacco User/Non-Tobacco User	51	996.07	1095.94
22444PA0010152	Rating Area 6	Tobacco User/Non-Tobacco User	52	1042.54	1146.68
22444PA0010152	Rating Area 6	Tobacco User/Non-Tobacco User	53	1089.54	1198.49
22444PA0010152	Rating Area 6	Tobacco User/Non-Tobacco User	54	1140.27	1254.03
22444PA0010152	Rating Area 6	Tobacco User/Non-Tobacco User	55	1191.01	1310.11
22444PA0010152	Rating Area 6	Tobacco User/Non-Tobacco User	56	1246.02	1370.46
22444PA0010152	Rating Area 6	Tobacco User/Non-Tobacco User	57	1301.57	1431.88
22444PA0010152	Rating Area 6	Tobacco User/Non-Tobacco User	58	1360.85	1497.04
22444PA0010152	Rating Area 6	Tobacco User/Non-Tobacco User	59	1390.23	1529.09
22444PA0010152	Rating Area 6	Tobacco User/Non-Tobacco User	60	1449.51	1594.25
22444PA0010152	Rating Area 6	Tobacco User/Non-Tobacco User	61	1500.78	1650.86
22444PA0010152	Rating Area 6	Tobacco User/Non-Tobacco User	62	1534.43	1687.71
22444PA0010152	Rating Area 6	Tobacco User/Non-Tobacco User	63	1576.62	1734.18
22444PA0010152	Rating Area 6	Tobacco User/Non-Tobacco User	64 and over	1602.26	1762.48
22444PA0010153	Rating Area 7	Tobacco User/Non-Tobacco User	0-14	510.72	510.72
22444PA0010153	Rating Area 7	Tobacco User/Non-Tobacco User	15	556.12	556.12
22444PA0010153	Rating Area 7	Tobacco User/Non-Tobacco User	16	573.47	573.47
22444PA0010153	Rating Area 7	Tobacco User/Non-Tobacco User	17	590.83	590.83
22444PA0010153	Rating Area 7	Tobacco User/Non-Tobacco User	18	609.53	609.53
22444PA0010153	Rating Area 7	Tobacco User/Non-Tobacco User	19	628.22	628.22
22444PA0010153	Rating Area 7	Tobacco User/Non-Tobacco User	20	647.58	647.58
22444PA0010153	Rating Area 7	Tobacco User/Non-Tobacco User	21	667.61	734.37
22444PA0010153	Rating Area 7	Tobacco User/Non-Tobacco User	22	667.61	734.37
22444PA0010153	Rating Area 7	Tobacco User/Non-Tobacco User	23	667.61	734.37
22444PA0010153	Rating Area 7	Tobacco User/Non-Tobacco User	24	667.61	734.37
22444PA0010153	Rating Area 7	Tobacco User/Non-Tobacco User	25	670.28	737.04
22444PA0010153	Rating Area 7	Tobacco User/Non-Tobacco User	26	683.63	751.73
22444PA0010153	Rating Area 7	Tobacco User/Non-Tobacco User	27	699.65	769.75
22444PA0010153	Rating Area 7	Tobacco User/Non-Tobacco User	28	725.69	798.46
22444PA0010153	Rating Area 7	Tobacco User/Non-Tobacco User	29	747.05	821.82
22444PA0010153	Rating Area 7	Tobacco User/Non-Tobacco User	30	757.73	833.84
22444PA0010153	Rating Area 7	Tobacco User/Non-Tobacco User	31	773.76	851.20
22444PA0010153	Rating Area 7	Tobacco User/Non-Tobacco User	32	789.78	868.56
22444PA0010153	Rating Area 7	Tobacco User/Non-Tobacco User	33	799.79	879.91
22444PA0010153	Rating Area 7	Tobacco User/Non-Tobacco User	34	810.48	891.26
22444PA0010153	Rating Area 7	Tobacco User/Non-Tobacco User	35	815.82	897.26
22444PA0010153	Rating Area 7	Tobacco User/Non-Tobacco User	36	821.16	903.27
22444PA0010153	Rating Area 7	Tobacco User/Non-Tobacco User	37	826.50	909.28
22444PA0010153	Rating Area 7	Tobacco User/Non-Tobacco User	38	831.84	915.29
22444PA0010153	Rating Area 7	Tobacco User/Non-Tobacco User	39	842.52	926.64
22444PA0010153	Rating Area 7	Tobacco User/Non-Tobacco User	40	853.20	938.66
22444PA0010153	Rating Area 7	Tobacco User/Non-Tobacco User	41	869.22	956.01
22444PA0010153	Rating Area 7	Tobacco User/Non-Tobacco User	42	884.58	973.37

22444PA0010153	Rating Area 7	Tobacco User/Non-Tobacco User	43	905.94	996.74
22444PA0010153	Rating Area 7	Tobacco User/Non-Tobacco User	44	932.65	1026.11
22444PA0010153	Rating Area 7	Tobacco User/Non-Tobacco User	45	964.03	1060.16
22444PA0010153	Rating Area 7	Tobacco User/Non-Tobacco User	46	1001.41	1101.55
22444PA0010153	Rating Area 7	Tobacco User/Non-Tobacco User	47	1043.47	1147.62
22444PA0010153	Rating Area 7	Tobacco User/Non-Tobacco User	48	1091.54	1201.03
22444PA0010153	Rating Area 7	Tobacco User/Non-Tobacco User	49	1138.94	1253.10
22444PA0010153	Rating Area 7	Tobacco User/Non-Tobacco User	50	1192.35	1311.85
22444PA0010153	Rating Area 7	Tobacco User/Non-Tobacco User	51	1245.09	1369.93
22444PA0010153	Rating Area 7	Tobacco User/Non-Tobacco User	52	1303.17	1433.35
22444PA0010153	Rating Area 7	Tobacco User/Non-Tobacco User	53	1361.92	1498.11
22444PA0010153	Rating Area 7	Tobacco User/Non-Tobacco User	54	1425.34	1567.54
22444PA0010153	Rating Area 7	Tobacco User/Non-Tobacco User	55	1488.76	1637.64
22444PA0010153	Rating Area 7	Tobacco User/Non-Tobacco User	56	1557.53	1713.08
22444PA0010153	Rating Area 7	Tobacco User/Non-Tobacco User	57	1626.96	1789.86
22444PA0010153	Rating Area 7	Tobacco User/Non-Tobacco User	58	1701.06	1871.30
22444PA0010153	Rating Area 7	Tobacco User/Non-Tobacco User	59	1737.78	1911.36
22444PA0010153	Rating Area 7	Tobacco User/Non-Tobacco User	60	1811.89	1992.81
22444PA0010153	Rating Area 7	Tobacco User/Non-Tobacco User	61	1875.98	2063.57
22444PA0010153	Rating Area 7	Tobacco User/Non-Tobacco User	62	1918.04	2109.64
22444PA0010153	Rating Area 7	Tobacco User/Non-Tobacco User	63	1970.78	2167.72
22444PA0010153	Rating Area 7	Tobacco User/Non-Tobacco User	64 and over	2002.82	2203.10
22444PA0010153	Rating Area 9	Tobacco User/Non-Tobacco User	0-14	490.29	490.29
22444PA0010153	Rating Area 9	Tobacco User/Non-Tobacco User	15	533.87	533.87
22444PA0010153	Rating Area 9	Tobacco User/Non-Tobacco User	16	550.54	550.54
22444PA0010153	Rating Area 9	Tobacco User/Non-Tobacco User	17	567.20	567.20
22444PA0010153	Rating Area 9	Tobacco User/Non-Tobacco User	18	585.14	585.14
22444PA0010153	Rating Area 9	Tobacco User/Non-Tobacco User	19	603.09	603.09
22444PA0010153	Rating Area 9	Tobacco User/Non-Tobacco User	20	621.68	621.68
22444PA0010153	Rating Area 9	Tobacco User/Non-Tobacco User	21	640.91	705.00
22444PA0010153	Rating Area 9	Tobacco User/Non-Tobacco User	22	640.91	705.00
22444PA0010153	Rating Area 9	Tobacco User/Non-Tobacco User	23	640.91	705.00
22444PA0010153	Rating Area 9	Tobacco User/Non-Tobacco User	24	640.91	705.00
22444PA0010153	Rating Area 9	Tobacco User/Non-Tobacco User	25	643.47	707.56
22444PA0010153	Rating Area 9	Tobacco User/Non-Tobacco User	26	656.28	721.66
22444PA0010153	Rating Area 9	Tobacco User/Non-Tobacco User	27	671.67	738.96
22444PA0010153	Rating Area 9	Tobacco User/Non-Tobacco User	28	696.66	766.52
22444PA0010153	Rating Area 9	Tobacco User/Non-Tobacco User	29	717.17	788.95
22444PA0010153	Rating Area 9	Tobacco User/Non-Tobacco User	30	727.43	800.49
22444PA0010153	Rating Area 9	Tobacco User/Non-Tobacco User	31	742.81	817.15
22444PA0010153	Rating Area 9	Tobacco User/Non-Tobacco User	32	758.19	833.82
22444PA0010153	Rating Area 9	Tobacco User/Non-Tobacco User	33	767.80	844.71
22444PA0010153	Rating Area 9	Tobacco User/Non-Tobacco User	34	778.06	855.61
22444PA0010153	Rating Area 9	Tobacco User/Non-Tobacco User	35	783.18	861.37
22444PA0010153	Rating Area 9	Tobacco User/Non-Tobacco User	36	788.31	867.14
22444PA0010153	Rating Area 9	Tobacco User/Non-Tobacco User	37	793.44	872.91
22444PA0010153	Rating Area 9	Tobacco User/Non-Tobacco User	38	798.57	878.68
22444PA0010153	Rating Area 9	Tobacco User/Non-Tobacco User	39	808.82	889.57
22444PA0010153	Rating Area 9	Tobacco User/Non-Tobacco User	40	819.07	901.11
22444PA0010153	Rating Area 9	Tobacco User/Non-Tobacco User	41	834.46	917.77
22444PA0010153	Rating Area 9	Tobacco User/Non-Tobacco User	42	849.20	934.44
22444PA0010153	Rating Area 9	Tobacco User/Non-Tobacco User	43	869.71	956.87
22444PA0010153	Rating Area 9	Tobacco User/Non-Tobacco User	44	895.34	985.07
22444PA0010153	Rating Area 9	Tobacco User/Non-Tobacco User	45	925.46	1017.75
22444PA0010153	Rating Area 9	Tobacco User/Non-Tobacco User	46	961.35	1057.49
22444PA0010153	Rating Area 9	Tobacco User/Non-Tobacco User	47	1001.73	1101.71
22444PA0010153	Rating Area 9	Tobacco User/Non-Tobacco User	48	1047.88	1152.98
22444PA0010153	Rating Area 9	Tobacco User/Non-Tobacco User	49	1093.38	1202.98
22444PA0010153	Rating Area 9	Tobacco User/Non-Tobacco User	50	1144.65	1259.37
22444PA0010153	Rating Area 9	Tobacco User/Non-Tobacco User	51	1195.28	1315.13
22444PA0010153	Rating Area 9	Tobacco User/Non-Tobacco User	52	1251.04	1376.02
22444PA0010153	Rating Area 9	Tobacco User/Non-Tobacco User	53	1307.44	1438.19
22444PA0010153	Rating Area 9	Tobacco User/Non-Tobacco User	54	1368.33	1504.84
22444PA0010153	Rating Area 9	Tobacco User/Non-Tobacco User	55	1429.21	1572.14
22444PA0010153	Rating Area 9	Tobacco User/Non-Tobacco User	56	1495.23	1644.56
22444PA0010153	Rating Area 9	Tobacco User/Non-Tobacco User	57	1561.88	1718.26

22444PA0010153	Rating Area 9	Tobacco User/Non-Tobacco User	58	1633.02	1796.45
22444PA0010153	Rating Area 9	Tobacco User/Non-Tobacco User	59	1668.27	1834.91
22444PA0010153	Rating Area 9	Tobacco User/Non-Tobacco User	60	1739.41	1913.10
22444PA0010153	Rating Area 9	Tobacco User/Non-Tobacco User	61	1800.94	1981.03
22444PA0010153	Rating Area 9	Tobacco User/Non-Tobacco User	62	1841.31	2025.25
22444PA0010153	Rating Area 9	Tobacco User/Non-Tobacco User	63	1891.95	2081.01
22444PA0010153	Rating Area 9	Tobacco User/Non-Tobacco User	64 and over	1922.71	2114.98
22444PA0010157	Rating Area 2	Tobacco User/Non-Tobacco User	0-14	377.35	377.35
22444PA0010157	Rating Area 2	Tobacco User/Non-Tobacco User	15	410.89	410.89
22444PA0010157	Rating Area 2	Tobacco User/Non-Tobacco User	16	423.72	423.72
22444PA0010157	Rating Area 2	Tobacco User/Non-Tobacco User	17	436.54	436.54
22444PA0010157	Rating Area 2	Tobacco User/Non-Tobacco User	18	450.35	450.35
22444PA0010157	Rating Area 2	Tobacco User/Non-Tobacco User	19	464.16	464.16
22444PA0010157	Rating Area 2	Tobacco User/Non-Tobacco User	20	478.47	478.47
22444PA0010157	Rating Area 2	Tobacco User/Non-Tobacco User	21	493.27	542.60
22444PA0010157	Rating Area 2	Tobacco User/Non-Tobacco User	22	493.27	542.60
22444PA0010157	Rating Area 2	Tobacco User/Non-Tobacco User	23	493.27	542.60
22444PA0010157	Rating Area 2	Tobacco User/Non-Tobacco User	24	493.27	542.60
22444PA0010157	Rating Area 2	Tobacco User/Non-Tobacco User	25	495.24	544.57
22444PA0010157	Rating Area 2	Tobacco User/Non-Tobacco User	26	505.10	555.42
22444PA0010157	Rating Area 2	Tobacco User/Non-Tobacco User	27	516.94	568.74
22444PA0010157	Rating Area 2	Tobacco User/Non-Tobacco User	28	536.18	589.95
22444PA0010157	Rating Area 2	Tobacco User/Non-Tobacco User	29	551.96	607.21
22444PA0010157	Rating Area 2	Tobacco User/Non-Tobacco User	30	559.86	616.09
22444PA0010157	Rating Area 2	Tobacco User/Non-Tobacco User	31	571.70	628.91
22444PA0010157	Rating Area 2	Tobacco User/Non-Tobacco User	32	583.53	641.74
22444PA0010157	Rating Area 2	Tobacco User/Non-Tobacco User	33	590.93	650.12
22444PA0010157	Rating Area 2	Tobacco User/Non-Tobacco User	34	598.82	658.51
22444PA0010157	Rating Area 2	Tobacco User/Non-Tobacco User	35	602.77	662.95
22444PA0010157	Rating Area 2	Tobacco User/Non-Tobacco User	36	606.72	667.39
22444PA0010157	Rating Area 2	Tobacco User/Non-Tobacco User	37	610.66	671.83
22444PA0010157	Rating Area 2	Tobacco User/Non-Tobacco User	38	614.61	676.27
22444PA0010157	Rating Area 2	Tobacco User/Non-Tobacco User	39	622.50	684.65
22444PA0010157	Rating Area 2	Tobacco User/Non-Tobacco User	40	630.39	693.53
22444PA0010157	Rating Area 2	Tobacco User/Non-Tobacco User	41	642.23	706.36
22444PA0010157	Rating Area 2	Tobacco User/Non-Tobacco User	42	653.58	719.18
22444PA0010157	Rating Area 2	Tobacco User/Non-Tobacco User	43	669.36	736.45
22444PA0010157	Rating Area 2	Tobacco User/Non-Tobacco User	44	689.09	758.15
22444PA0010157	Rating Area 2	Tobacco User/Non-Tobacco User	45	712.28	783.31
22444PA0010157	Rating Area 2	Tobacco User/Non-Tobacco User	46	739.90	813.89
22444PA0010157	Rating Area 2	Tobacco User/Non-Tobacco User	47	770.97	847.92
22444PA0010157	Rating Area 2	Tobacco User/Non-Tobacco User	48	806.49	887.39
22444PA0010157	Rating Area 2	Tobacco User/Non-Tobacco User	49	841.51	925.86
22444PA0010157	Rating Area 2	Tobacco User/Non-Tobacco User	50	880.97	969.27
22444PA0010157	Rating Area 2	Tobacco User/Non-Tobacco User	51	919.94	1012.18
22444PA0010157	Rating Area 2	Tobacco User/Non-Tobacco User	52	962.86	1059.04
22444PA0010157	Rating Area 2	Tobacco User/Non-Tobacco User	53	1006.26	1106.89
22444PA0010157	Rating Area 2	Tobacco User/Non-Tobacco User	54	1053.12	1158.19
22444PA0010157	Rating Area 2	Tobacco User/Non-Tobacco User	55	1099.98	1209.98
22444PA0010157	Rating Area 2	Tobacco User/Non-Tobacco User	56	1150.79	1265.72
22444PA0010157	Rating Area 2	Tobacco User/Non-Tobacco User	57	1202.09	1322.45
22444PA0010157	Rating Area 2	Tobacco User/Non-Tobacco User	58	1256.84	1382.62
22444PA0010157	Rating Area 2	Tobacco User/Non-Tobacco User	59	1283.97	1412.22
22444PA0010157	Rating Area 2	Tobacco User/Non-Tobacco User	60	1338.72	1472.40
22444PA0010157	Rating Area 2	Tobacco User/Non-Tobacco User	61	1386.08	1524.69
22444PA0010157	Rating Area 2	Tobacco User/Non-Tobacco User	62	1417.15	1558.72
22444PA0010157	Rating Area 2	Tobacco User/Non-Tobacco User	63	1456.12	1601.63
22444PA0010157	Rating Area 2	Tobacco User/Non-Tobacco User	64 and over	1479.80	1627.78
22444PA0010157	Rating Area 5	Tobacco User/Non-Tobacco User	0-14	358.48	358.48
22444PA0010157	Rating Area 5	Tobacco User/Non-Tobacco User	15	390.35	390.35
22444PA0010157	Rating Area 5	Tobacco User/Non-Tobacco User	16	402.53	402.53
22444PA0010157	Rating Area 5	Tobacco User/Non-Tobacco User	17	414.71	414.71
22444PA0010157	Rating Area 5	Tobacco User/Non-Tobacco User	18	427.83	427.83
22444PA0010157	Rating Area 5	Tobacco User/Non-Tobacco User	19	440.96	440.96
22444PA0010157	Rating Area 5	Tobacco User/Non-Tobacco User	20	454.54	454.54
22444PA0010157	Rating Area 5	Tobacco User/Non-Tobacco User	21	468.61	515.47

22444PA0010157	Rating Area 5	Tobacco User/Non-Tobacco User	22	468.61	515.47
22444PA0010157	Rating Area 5	Tobacco User/Non-Tobacco User	23	468.61	515.47
22444PA0010157	Rating Area 5	Tobacco User/Non-Tobacco User	24	468.61	515.47
22444PA0010157	Rating Area 5	Tobacco User/Non-Tobacco User	25	470.48	517.34
22444PA0010157	Rating Area 5	Tobacco User/Non-Tobacco User	26	479.85	527.65
22444PA0010157	Rating Area 5	Tobacco User/Non-Tobacco User	27	491.10	540.30
22444PA0010157	Rating Area 5	Tobacco User/Non-Tobacco User	28	509.37	560.45
22444PA0010157	Rating Area 5	Tobacco User/Non-Tobacco User	29	524.37	576.85
22444PA0010157	Rating Area 5	Tobacco User/Non-Tobacco User	30	531.86	585.28
22444PA0010157	Rating Area 5	Tobacco User/Non-Tobacco User	31	543.11	597.47
22444PA0010157	Rating Area 5	Tobacco User/Non-Tobacco User	32	554.36	609.65
22444PA0010157	Rating Area 5	Tobacco User/Non-Tobacco User	33	561.39	617.62
22444PA0010157	Rating Area 5	Tobacco User/Non-Tobacco User	34	568.88	625.58
22444PA0010157	Rating Area 5	Tobacco User/Non-Tobacco User	35	572.63	629.80
22444PA0010157	Rating Area 5	Tobacco User/Non-Tobacco User	36	576.38	634.02
22444PA0010157	Rating Area 5	Tobacco User/Non-Tobacco User	37	580.13	638.24
22444PA0010157	Rating Area 5	Tobacco User/Non-Tobacco User	38	583.88	642.45
22444PA0010157	Rating Area 5	Tobacco User/Non-Tobacco User	39	591.38	650.42
22444PA0010157	Rating Area 5	Tobacco User/Non-Tobacco User	40	598.87	658.86
22444PA0010157	Rating Area 5	Tobacco User/Non-Tobacco User	41	610.12	671.04
22444PA0010157	Rating Area 5	Tobacco User/Non-Tobacco User	42	620.90	683.22
22444PA0010157	Rating Area 5	Tobacco User/Non-Tobacco User	43	635.89	699.62
22444PA0010157	Rating Area 5	Tobacco User/Non-Tobacco User	44	654.64	720.24
22444PA0010157	Rating Area 5	Tobacco User/Non-Tobacco User	45	676.66	744.14
22444PA0010157	Rating Area 5	Tobacco User/Non-Tobacco User	46	702.90	773.19
22444PA0010157	Rating Area 5	Tobacco User/Non-Tobacco User	47	732.43	805.53
22444PA0010157	Rating Area 5	Tobacco User/Non-Tobacco User	48	766.17	843.02
22444PA0010157	Rating Area 5	Tobacco User/Non-Tobacco User	49	799.44	879.57
22444PA0010157	Rating Area 5	Tobacco User/Non-Tobacco User	50	836.92	920.80
22444PA0010157	Rating Area 5	Tobacco User/Non-Tobacco User	51	873.94	961.57
22444PA0010157	Rating Area 5	Tobacco User/Non-Tobacco User	52	914.71	1006.09
22444PA0010157	Rating Area 5	Tobacco User/Non-Tobacco User	53	955.95	1051.54
22444PA0010157	Rating Area 5	Tobacco User/Non-Tobacco User	54	1000.47	1100.28
22444PA0010157	Rating Area 5	Tobacco User/Non-Tobacco User	55	1044.98	1149.48
22444PA0010157	Rating Area 5	Tobacco User/Non-Tobacco User	56	1093.25	1202.43
22444PA0010157	Rating Area 5	Tobacco User/Non-Tobacco User	57	1141.98	1256.32
22444PA0010157	Rating Area 5	Tobacco User/Non-Tobacco User	58	1194.00	1313.49
22444PA0010157	Rating Area 5	Tobacco User/Non-Tobacco User	59	1219.77	1341.61
22444PA0010157	Rating Area 5	Tobacco User/Non-Tobacco User	60	1271.79	1398.78
22444PA0010157	Rating Area 5	Tobacco User/Non-Tobacco User	61	1316.77	1448.45
22444PA0010157	Rating Area 5	Tobacco User/Non-Tobacco User	62	1346.30	1480.78
22444PA0010157	Rating Area 5	Tobacco User/Non-Tobacco User	63	1383.32	1521.55
22444PA0010157	Rating Area 5	Tobacco User/Non-Tobacco User	64 and over	1405.81	1546.39
22444PA0010159	Rating Area 3	Tobacco User/Non-Tobacco User	0-14	358.48	358.48
22444PA0010159	Rating Area 3	Tobacco User/Non-Tobacco User	15	390.35	390.35
22444PA0010159	Rating Area 3	Tobacco User/Non-Tobacco User	16	402.53	402.53
22444PA0010159	Rating Area 3	Tobacco User/Non-Tobacco User	17	414.71	414.71
22444PA0010159	Rating Area 3	Tobacco User/Non-Tobacco User	18	427.83	427.83
22444PA0010159	Rating Area 3	Tobacco User/Non-Tobacco User	19	440.96	440.96
22444PA0010159	Rating Area 3	Tobacco User/Non-Tobacco User	20	454.54	454.54
22444PA0010159	Rating Area 3	Tobacco User/Non-Tobacco User	21	468.61	515.47
22444PA0010159	Rating Area 3	Tobacco User/Non-Tobacco User	22	468.61	515.47
22444PA0010159	Rating Area 3	Tobacco User/Non-Tobacco User	23	468.61	515.47
22444PA0010159	Rating Area 3	Tobacco User/Non-Tobacco User	24	468.61	515.47
22444PA0010159	Rating Area 3	Tobacco User/Non-Tobacco User	25	470.48	517.34
22444PA0010159	Rating Area 3	Tobacco User/Non-Tobacco User	26	479.85	527.65
22444PA0010159	Rating Area 3	Tobacco User/Non-Tobacco User	27	491.10	540.30
22444PA0010159	Rating Area 3	Tobacco User/Non-Tobacco User	28	509.37	560.45
22444PA0010159	Rating Area 3	Tobacco User/Non-Tobacco User	29	524.37	576.85
22444PA0010159	Rating Area 3	Tobacco User/Non-Tobacco User	30	531.86	585.28
22444PA0010159	Rating Area 3	Tobacco User/Non-Tobacco User	31	543.11	597.47
22444PA0010159	Rating Area 3	Tobacco User/Non-Tobacco User	32	554.36	609.65
22444PA0010159	Rating Area 3	Tobacco User/Non-Tobacco User	33	561.39	617.62
22444PA0010159	Rating Area 3	Tobacco User/Non-Tobacco User	34	568.88	625.58
22444PA0010159	Rating Area 3	Tobacco User/Non-Tobacco User	35	572.63	629.80
22444PA0010159	Rating Area 3	Tobacco User/Non-Tobacco User	36	576.38	634.02

22444PA0010159	Rating Area 3	Tobacco User/Non-Tobacco User	37	580.13	638.24
22444PA0010159	Rating Area 3	Tobacco User/Non-Tobacco User	38	583.88	642.45
22444PA0010159	Rating Area 3	Tobacco User/Non-Tobacco User	39	591.38	650.42
22444PA0010159	Rating Area 3	Tobacco User/Non-Tobacco User	40	598.87	658.86
22444PA0010159	Rating Area 3	Tobacco User/Non-Tobacco User	41	610.12	671.04
22444PA0010159	Rating Area 3	Tobacco User/Non-Tobacco User	42	620.90	683.22
22444PA0010159	Rating Area 3	Tobacco User/Non-Tobacco User	43	635.89	699.62
22444PA0010159	Rating Area 3	Tobacco User/Non-Tobacco User	44	654.64	720.24
22444PA0010159	Rating Area 3	Tobacco User/Non-Tobacco User	45	676.66	744.14
22444PA0010159	Rating Area 3	Tobacco User/Non-Tobacco User	46	702.90	773.19
22444PA0010159	Rating Area 3	Tobacco User/Non-Tobacco User	47	732.43	805.53
22444PA0010159	Rating Area 3	Tobacco User/Non-Tobacco User	48	766.17	843.02
22444PA0010159	Rating Area 3	Tobacco User/Non-Tobacco User	49	799.44	879.57
22444PA0010159	Rating Area 3	Tobacco User/Non-Tobacco User	50	836.92	920.80
22444PA0010159	Rating Area 3	Tobacco User/Non-Tobacco User	51	873.94	961.57
22444PA0010159	Rating Area 3	Tobacco User/Non-Tobacco User	52	914.71	1006.09
22444PA0010159	Rating Area 3	Tobacco User/Non-Tobacco User	53	955.95	1051.54
22444PA0010159	Rating Area 3	Tobacco User/Non-Tobacco User	54	1000.47	1100.28
22444PA0010159	Rating Area 3	Tobacco User/Non-Tobacco User	55	1044.98	1149.48
22444PA0010159	Rating Area 3	Tobacco User/Non-Tobacco User	56	1093.25	1202.43
22444PA0010159	Rating Area 3	Tobacco User/Non-Tobacco User	57	1141.98	1256.32
22444PA0010159	Rating Area 3	Tobacco User/Non-Tobacco User	58	1194.00	1313.49
22444PA0010159	Rating Area 3	Tobacco User/Non-Tobacco User	59	1219.77	1341.61
22444PA0010159	Rating Area 3	Tobacco User/Non-Tobacco User	60	1271.79	1398.78
22444PA0010159	Rating Area 3	Tobacco User/Non-Tobacco User	61	1316.77	1448.45
22444PA0010159	Rating Area 3	Tobacco User/Non-Tobacco User	62	1346.30	1480.78
22444PA0010159	Rating Area 3	Tobacco User/Non-Tobacco User	63	1383.32	1521.55
22444PA0010159	Rating Area 3	Tobacco User/Non-Tobacco User	64 and over	1405.81	1546.39
22444PA0010159	Rating Area 6	Tobacco User/Non-Tobacco User	0-14	377.35	377.35
22444PA0010159	Rating Area 6	Tobacco User/Non-Tobacco User	15	410.89	410.89
22444PA0010159	Rating Area 6	Tobacco User/Non-Tobacco User	16	423.72	423.72
22444PA0010159	Rating Area 6	Tobacco User/Non-Tobacco User	17	436.54	436.54
22444PA0010159	Rating Area 6	Tobacco User/Non-Tobacco User	18	450.35	450.35
22444PA0010159	Rating Area 6	Tobacco User/Non-Tobacco User	19	464.16	464.16
22444PA0010159	Rating Area 6	Tobacco User/Non-Tobacco User	20	478.47	478.47
22444PA0010159	Rating Area 6	Tobacco User/Non-Tobacco User	21	493.27	542.60
22444PA0010159	Rating Area 6	Tobacco User/Non-Tobacco User	22	493.27	542.60
22444PA0010159	Rating Area 6	Tobacco User/Non-Tobacco User	23	493.27	542.60
22444PA0010159	Rating Area 6	Tobacco User/Non-Tobacco User	24	493.27	542.60
22444PA0010159	Rating Area 6	Tobacco User/Non-Tobacco User	25	495.24	544.57
22444PA0010159	Rating Area 6	Tobacco User/Non-Tobacco User	26	505.10	555.42
22444PA0010159	Rating Area 6	Tobacco User/Non-Tobacco User	27	516.94	568.74
22444PA0010159	Rating Area 6	Tobacco User/Non-Tobacco User	28	536.18	589.95
22444PA0010159	Rating Area 6	Tobacco User/Non-Tobacco User	29	551.96	607.21
22444PA0010159	Rating Area 6	Tobacco User/Non-Tobacco User	30	559.86	616.09
22444PA0010159	Rating Area 6	Tobacco User/Non-Tobacco User	31	571.70	628.91
22444PA0010159	Rating Area 6	Tobacco User/Non-Tobacco User	32	583.53	641.74
22444PA0010159	Rating Area 6	Tobacco User/Non-Tobacco User	33	590.93	650.12
22444PA0010159	Rating Area 6	Tobacco User/Non-Tobacco User	34	598.82	658.51
22444PA0010159	Rating Area 6	Tobacco User/Non-Tobacco User	35	602.77	662.95
22444PA0010159	Rating Area 6	Tobacco User/Non-Tobacco User	36	606.72	667.39
22444PA0010159	Rating Area 6	Tobacco User/Non-Tobacco User	37	610.66	671.83
22444PA0010159	Rating Area 6	Tobacco User/Non-Tobacco User	38	614.61	676.27
22444PA0010159	Rating Area 6	Tobacco User/Non-Tobacco User	39	622.50	684.65
22444PA0010159	Rating Area 6	Tobacco User/Non-Tobacco User	40	630.39	693.53
22444PA0010159	Rating Area 6	Tobacco User/Non-Tobacco User	41	642.23	706.36
22444PA0010159	Rating Area 6	Tobacco User/Non-Tobacco User	42	653.58	719.18
22444PA0010159	Rating Area 6	Tobacco User/Non-Tobacco User	43	669.36	736.45
22444PA0010159	Rating Area 6	Tobacco User/Non-Tobacco User	44	689.09	758.15
22444PA0010159	Rating Area 6	Tobacco User/Non-Tobacco User	45	712.28	783.31
22444PA0010159	Rating Area 6	Tobacco User/Non-Tobacco User	46	739.90	813.89
22444PA0010159	Rating Area 6	Tobacco User/Non-Tobacco User	47	770.97	847.92
22444PA0010159	Rating Area 6	Tobacco User/Non-Tobacco User	48	806.49	887.39
22444PA0010159	Rating Area 6	Tobacco User/Non-Tobacco User	49	841.51	925.86
22444PA0010159	Rating Area 6	Tobacco User/Non-Tobacco User	50	880.97	969.27
22444PA0010159	Rating Area 6	Tobacco User/Non-Tobacco User	51	919.94	1012.18

22444PA0010159	Rating Area 6	Tobacco User/Non-Tobacco User	52	962.86	1059.04
22444PA0010159	Rating Area 6	Tobacco User/Non-Tobacco User	53	1006.26	1106.89
22444PA0010159	Rating Area 6	Tobacco User/Non-Tobacco User	54	1053.12	1158.19
22444PA0010159	Rating Area 6	Tobacco User/Non-Tobacco User	55	1099.98	1209.98
22444PA0010159	Rating Area 6	Tobacco User/Non-Tobacco User	56	1150.79	1265.72
22444PA0010159	Rating Area 6	Tobacco User/Non-Tobacco User	57	1202.09	1322.45
22444PA0010159	Rating Area 6	Tobacco User/Non-Tobacco User	58	1256.84	1382.62
22444PA0010159	Rating Area 6	Tobacco User/Non-Tobacco User	59	1283.97	1412.22
22444PA0010159	Rating Area 6	Tobacco User/Non-Tobacco User	60	1338.72	1472.40
22444PA0010159	Rating Area 6	Tobacco User/Non-Tobacco User	61	1386.08	1524.69
22444PA0010159	Rating Area 6	Tobacco User/Non-Tobacco User	62	1417.15	1558.72
22444PA0010159	Rating Area 6	Tobacco User/Non-Tobacco User	63	1456.12	1601.63
22444PA0010159	Rating Area 6	Tobacco User/Non-Tobacco User	64 and over	1479.80	1627.78
22444PA0010159	Rating Area 9	Tobacco User/Non-Tobacco User	0-14	452.82	452.82
22444PA0010159	Rating Area 9	Tobacco User/Non-Tobacco User	15	493.07	493.07
22444PA0010159	Rating Area 9	Tobacco User/Non-Tobacco User	16	508.46	508.46
22444PA0010159	Rating Area 9	Tobacco User/Non-Tobacco User	17	523.85	523.85
22444PA0010159	Rating Area 9	Tobacco User/Non-Tobacco User	18	540.42	540.42
22444PA0010159	Rating Area 9	Tobacco User/Non-Tobacco User	19	557.00	557.00
22444PA0010159	Rating Area 9	Tobacco User/Non-Tobacco User	20	574.16	574.16
22444PA0010159	Rating Area 9	Tobacco User/Non-Tobacco User	21	591.92	651.12
22444PA0010159	Rating Area 9	Tobacco User/Non-Tobacco User	22	591.92	651.12
22444PA0010159	Rating Area 9	Tobacco User/Non-Tobacco User	23	591.92	651.12
22444PA0010159	Rating Area 9	Tobacco User/Non-Tobacco User	24	591.92	651.12
22444PA0010159	Rating Area 9	Tobacco User/Non-Tobacco User	25	594.29	653.48
22444PA0010159	Rating Area 9	Tobacco User/Non-Tobacco User	26	606.13	666.50
22444PA0010159	Rating Area 9	Tobacco User/Non-Tobacco User	27	620.33	682.48
22444PA0010159	Rating Area 9	Tobacco User/Non-Tobacco User	28	643.42	707.94
22444PA0010159	Rating Area 9	Tobacco User/Non-Tobacco User	29	662.36	728.65
22444PA0010159	Rating Area 9	Tobacco User/Non-Tobacco User	30	671.83	739.31
22444PA0010159	Rating Area 9	Tobacco User/Non-Tobacco User	31	686.03	754.70
22444PA0010159	Rating Area 9	Tobacco User/Non-Tobacco User	32	700.24	770.09
22444PA0010159	Rating Area 9	Tobacco User/Non-Tobacco User	33	709.12	780.15
22444PA0010159	Rating Area 9	Tobacco User/Non-Tobacco User	34	718.59	790.21
22444PA0010159	Rating Area 9	Tobacco User/Non-Tobacco User	35	723.33	795.54
22444PA0010159	Rating Area 9	Tobacco User/Non-Tobacco User	36	728.06	800.87
22444PA0010159	Rating Area 9	Tobacco User/Non-Tobacco User	37	732.80	806.19
22444PA0010159	Rating Area 9	Tobacco User/Non-Tobacco User	38	737.53	811.52
22444PA0010159	Rating Area 9	Tobacco User/Non-Tobacco User	39	747.00	821.58
22444PA0010159	Rating Area 9	Tobacco User/Non-Tobacco User	40	756.47	832.24
22444PA0010159	Rating Area 9	Tobacco User/Non-Tobacco User	41	770.68	847.63
22444PA0010159	Rating Area 9	Tobacco User/Non-Tobacco User	42	784.29	863.02
22444PA0010159	Rating Area 9	Tobacco User/Non-Tobacco User	43	803.23	883.74
22444PA0010159	Rating Area 9	Tobacco User/Non-Tobacco User	44	826.91	909.78
22444PA0010159	Rating Area 9	Tobacco User/Non-Tobacco User	45	854.73	939.97
22444PA0010159	Rating Area 9	Tobacco User/Non-Tobacco User	46	887.88	976.67
22444PA0010159	Rating Area 9	Tobacco User/Non-Tobacco User	47	925.17	1017.51
22444PA0010159	Rating Area 9	Tobacco User/Non-Tobacco User	48	967.79	1064.86
22444PA0010159	Rating Area 9	Tobacco User/Non-Tobacco User	49	1009.81	1111.03
22444PA0010159	Rating Area 9	Tobacco User/Non-Tobacco User	50	1057.17	1163.12
22444PA0010159	Rating Area 9	Tobacco User/Non-Tobacco User	51	1103.93	1214.62
22444PA0010159	Rating Area 9	Tobacco User/Non-Tobacco User	52	1155.43	1270.85
22444PA0010159	Rating Area 9	Tobacco User/Non-Tobacco User	53	1207.52	1328.27
22444PA0010159	Rating Area 9	Tobacco User/Non-Tobacco User	54	1263.75	1389.83
22444PA0010159	Rating Area 9	Tobacco User/Non-Tobacco User	55	1319.98	1451.98
22444PA0010159	Rating Area 9	Tobacco User/Non-Tobacco User	56	1380.95	1518.86
22444PA0010159	Rating Area 9	Tobacco User/Non-Tobacco User	57	1442.51	1586.94
22444PA0010159	Rating Area 9	Tobacco User/Non-Tobacco User	58	1508.21	1659.15
22444PA0010159	Rating Area 9	Tobacco User/Non-Tobacco User	59	1540.77	1694.66
22444PA0010159	Rating Area 9	Tobacco User/Non-Tobacco User	60	1606.47	1766.88
22444PA0010159	Rating Area 9	Tobacco User/Non-Tobacco User	61	1663.29	1829.62
22444PA0010159	Rating Area 9	Tobacco User/Non-Tobacco User	62	1700.58	1870.46
22444PA0010159	Rating Area 9	Tobacco User/Non-Tobacco User	63	1747.35	1921.96
22444PA0010159	Rating Area 9	Tobacco User/Non-Tobacco User	64 and over	1775.76	1953.33
22444PA0010166	Rating Area 6	Tobacco User/Non-Tobacco User	0-14	377.35	377.35
22444PA0010166	Rating Area 6	Tobacco User/Non-Tobacco User	15	410.89	410.89

22444PA0010166	Rating Area 6	Tobacco User/Non-Tobacco User	16	423.72	423.72
22444PA0010166	Rating Area 6	Tobacco User/Non-Tobacco User	17	436.54	436.54
22444PA0010166	Rating Area 6	Tobacco User/Non-Tobacco User	18	450.35	450.35
22444PA0010166	Rating Area 6	Tobacco User/Non-Tobacco User	19	464.16	464.16
22444PA0010166	Rating Area 6	Tobacco User/Non-Tobacco User	20	478.47	478.47
22444PA0010166	Rating Area 6	Tobacco User/Non-Tobacco User	21	493.27	542.60
22444PA0010166	Rating Area 6	Tobacco User/Non-Tobacco User	22	493.27	542.60
22444PA0010166	Rating Area 6	Tobacco User/Non-Tobacco User	23	493.27	542.60
22444PA0010166	Rating Area 6	Tobacco User/Non-Tobacco User	24	493.27	542.60
22444PA0010166	Rating Area 6	Tobacco User/Non-Tobacco User	25	495.24	544.57
22444PA0010166	Rating Area 6	Tobacco User/Non-Tobacco User	26	505.10	555.42
22444PA0010166	Rating Area 6	Tobacco User/Non-Tobacco User	27	516.94	568.74
22444PA0010166	Rating Area 6	Tobacco User/Non-Tobacco User	28	536.18	589.95
22444PA0010166	Rating Area 6	Tobacco User/Non-Tobacco User	29	551.96	607.21
22444PA0010166	Rating Area 6	Tobacco User/Non-Tobacco User	30	559.86	616.09
22444PA0010166	Rating Area 6	Tobacco User/Non-Tobacco User	31	571.70	628.91
22444PA0010166	Rating Area 6	Tobacco User/Non-Tobacco User	32	583.53	641.74
22444PA0010166	Rating Area 6	Tobacco User/Non-Tobacco User	33	590.93	650.12
22444PA0010166	Rating Area 6	Tobacco User/Non-Tobacco User	34	598.82	658.51
22444PA0010166	Rating Area 6	Tobacco User/Non-Tobacco User	35	602.77	662.95
22444PA0010166	Rating Area 6	Tobacco User/Non-Tobacco User	36	606.72	667.39
22444PA0010166	Rating Area 6	Tobacco User/Non-Tobacco User	37	610.66	671.83
22444PA0010166	Rating Area 6	Tobacco User/Non-Tobacco User	38	614.61	676.27
22444PA0010166	Rating Area 6	Tobacco User/Non-Tobacco User	39	622.50	684.65
22444PA0010166	Rating Area 6	Tobacco User/Non-Tobacco User	40	630.39	693.53
22444PA0010166	Rating Area 6	Tobacco User/Non-Tobacco User	41	642.23	706.36
22444PA0010166	Rating Area 6	Tobacco User/Non-Tobacco User	42	653.58	719.18
22444PA0010166	Rating Area 6	Tobacco User/Non-Tobacco User	43	669.36	736.45
22444PA0010166	Rating Area 6	Tobacco User/Non-Tobacco User	44	689.09	758.15
22444PA0010166	Rating Area 6	Tobacco User/Non-Tobacco User	45	712.28	783.31
22444PA0010166	Rating Area 6	Tobacco User/Non-Tobacco User	46	739.90	813.89
22444PA0010166	Rating Area 6	Tobacco User/Non-Tobacco User	47	770.97	847.92
22444PA0010166	Rating Area 6	Tobacco User/Non-Tobacco User	48	806.49	887.39
22444PA0010166	Rating Area 6	Tobacco User/Non-Tobacco User	49	841.51	925.86
22444PA0010166	Rating Area 6	Tobacco User/Non-Tobacco User	50	880.97	969.27
22444PA0010166	Rating Area 6	Tobacco User/Non-Tobacco User	51	919.94	1012.18
22444PA0010166	Rating Area 6	Tobacco User/Non-Tobacco User	52	962.86	1059.04
22444PA0010166	Rating Area 6	Tobacco User/Non-Tobacco User	53	1006.26	1106.89
22444PA0010166	Rating Area 6	Tobacco User/Non-Tobacco User	54	1053.12	1158.19
22444PA0010166	Rating Area 6	Tobacco User/Non-Tobacco User	55	1099.98	1209.98
22444PA0010166	Rating Area 6	Tobacco User/Non-Tobacco User	56	1150.79	1265.72
22444PA0010166	Rating Area 6	Tobacco User/Non-Tobacco User	57	1202.09	1322.45
22444PA0010166	Rating Area 6	Tobacco User/Non-Tobacco User	58	1256.84	1382.62
22444PA0010166	Rating Area 6	Tobacco User/Non-Tobacco User	59	1283.97	1412.22
22444PA0010166	Rating Area 6	Tobacco User/Non-Tobacco User	60	1338.72	1472.40
22444PA0010166	Rating Area 6	Tobacco User/Non-Tobacco User	61	1386.08	1524.69
22444PA0010166	Rating Area 6	Tobacco User/Non-Tobacco User	62	1417.15	1558.72
22444PA0010166	Rating Area 6	Tobacco User/Non-Tobacco User	63	1456.12	1601.63
22444PA0010166	Rating Area 6	Tobacco User/Non-Tobacco User	64 and over	1479.80	1627.78
22444PA0010167	Rating Area 7	Tobacco User/Non-Tobacco User	0-14	471.69	471.69
22444PA0010167	Rating Area 7	Tobacco User/Non-Tobacco User	15	513.61	513.61
22444PA0010167	Rating Area 7	Tobacco User/Non-Tobacco User	16	529.64	529.64
22444PA0010167	Rating Area 7	Tobacco User/Non-Tobacco User	17	545.68	545.68
22444PA0010167	Rating Area 7	Tobacco User/Non-Tobacco User	18	562.94	562.94
22444PA0010167	Rating Area 7	Tobacco User/Non-Tobacco User	19	580.20	580.20
22444PA0010167	Rating Area 7	Tobacco User/Non-Tobacco User	20	598.09	598.09
22444PA0010167	Rating Area 7	Tobacco User/Non-Tobacco User	21	616.59	678.25
22444PA0010167	Rating Area 7	Tobacco User/Non-Tobacco User	22	616.59	678.25
22444PA0010167	Rating Area 7	Tobacco User/Non-Tobacco User	23	616.59	678.25
22444PA0010167	Rating Area 7	Tobacco User/Non-Tobacco User	24	616.59	678.25
22444PA0010167	Rating Area 7	Tobacco User/Non-Tobacco User	25	619.05	680.71
22444PA0010167	Rating Area 7	Tobacco User/Non-Tobacco User	26	631.38	694.27
22444PA0010167	Rating Area 7	Tobacco User/Non-Tobacco User	27	646.18	710.92
22444PA0010167	Rating Area 7	Tobacco User/Non-Tobacco User	28	670.23	737.43
22444PA0010167	Rating Area 7	Tobacco User/Non-Tobacco User	29	689.96	759.01
22444PA0010167	Rating Area 7	Tobacco User/Non-Tobacco User	30	699.82	770.11

22444PA0010167	Rating Area 7	Tobacco User/Non-Tobacco User	31	714.62	786.14
22444PA0010167	Rating Area 7	Tobacco User/Non-Tobacco User	32	729.42	802.17
22444PA0010167	Rating Area 7	Tobacco User/Non-Tobacco User	33	738.67	812.66
22444PA0010167	Rating Area 7	Tobacco User/Non-Tobacco User	34	748.53	823.14
22444PA0010167	Rating Area 7	Tobacco User/Non-Tobacco User	35	753.46	828.69
22444PA0010167	Rating Area 7	Tobacco User/Non-Tobacco User	36	758.40	834.24
22444PA0010167	Rating Area 7	Tobacco User/Non-Tobacco User	37	763.33	839.79
22444PA0010167	Rating Area 7	Tobacco User/Non-Tobacco User	38	768.26	845.33
22444PA0010167	Rating Area 7	Tobacco User/Non-Tobacco User	39	778.13	855.82
22444PA0010167	Rating Area 7	Tobacco User/Non-Tobacco User	40	787.99	866.91
22444PA0010167	Rating Area 7	Tobacco User/Non-Tobacco User	41	802.79	882.95
22444PA0010167	Rating Area 7	Tobacco User/Non-Tobacco User	42	816.97	898.98
22444PA0010167	Rating Area 7	Tobacco User/Non-Tobacco User	43	836.70	920.56
22444PA0010167	Rating Area 7	Tobacco User/Non-Tobacco User	44	861.37	947.69
22444PA0010167	Rating Area 7	Tobacco User/Non-Tobacco User	45	890.35	979.13
22444PA0010167	Rating Area 7	Tobacco User/Non-Tobacco User	46	924.87	1017.36
22444PA0010167	Rating Area 7	Tobacco User/Non-Tobacco User	47	963.72	1059.91
22444PA0010167	Rating Area 7	Tobacco User/Non-Tobacco User	48	1008.11	1109.23
22444PA0010167	Rating Area 7	Tobacco User/Non-Tobacco User	49	1051.89	1157.33
22444PA0010167	Rating Area 7	Tobacco User/Non-Tobacco User	50	1101.22	1211.58
22444PA0010167	Rating Area 7	Tobacco User/Non-Tobacco User	51	1149.93	1265.23
22444PA0010167	Rating Area 7	Tobacco User/Non-Tobacco User	52	1203.57	1323.80
22444PA0010167	Rating Area 7	Tobacco User/Non-Tobacco User	53	1257.83	1383.61
22444PA0010167	Rating Area 7	Tobacco User/Non-Tobacco User	54	1316.40	1447.74
22444PA0010167	Rating Area 7	Tobacco User/Non-Tobacco User	55	1374.98	1512.48
22444PA0010167	Rating Area 7	Tobacco User/Non-Tobacco User	56	1438.49	1582.15
22444PA0010167	Rating Area 7	Tobacco User/Non-Tobacco User	57	1502.61	1653.06
22444PA0010167	Rating Area 7	Tobacco User/Non-Tobacco User	58	1571.05	1728.28
22444PA0010167	Rating Area 7	Tobacco User/Non-Tobacco User	59	1604.96	1765.28
22444PA0010167	Rating Area 7	Tobacco User/Non-Tobacco User	60	1673.40	1840.50
22444PA0010167	Rating Area 7	Tobacco User/Non-Tobacco User	61	1732.60	1905.86
22444PA0010167	Rating Area 7	Tobacco User/Non-Tobacco User	62	1771.44	1948.40
22444PA0010167	Rating Area 7	Tobacco User/Non-Tobacco User	63	1820.15	2002.04
22444PA0010167	Rating Area 7	Tobacco User/Non-Tobacco User	64 and over	1849.75	2034.72
22444PA0010167	Rating Area 9	Tobacco User/Non-Tobacco User	0-14	452.82	452.82
22444PA0010167	Rating Area 9	Tobacco User/Non-Tobacco User	15	493.07	493.07
22444PA0010167	Rating Area 9	Tobacco User/Non-Tobacco User	16	508.46	508.46
22444PA0010167	Rating Area 9	Tobacco User/Non-Tobacco User	17	523.85	523.85
22444PA0010167	Rating Area 9	Tobacco User/Non-Tobacco User	18	540.42	540.42
22444PA0010167	Rating Area 9	Tobacco User/Non-Tobacco User	19	557.00	557.00
22444PA0010167	Rating Area 9	Tobacco User/Non-Tobacco User	20	574.16	574.16
22444PA0010167	Rating Area 9	Tobacco User/Non-Tobacco User	21	591.92	651.12
22444PA0010167	Rating Area 9	Tobacco User/Non-Tobacco User	22	591.92	651.12
22444PA0010167	Rating Area 9	Tobacco User/Non-Tobacco User	23	591.92	651.12
22444PA0010167	Rating Area 9	Tobacco User/Non-Tobacco User	24	591.92	651.12
22444PA0010167	Rating Area 9	Tobacco User/Non-Tobacco User	25	594.29	653.48
22444PA0010167	Rating Area 9	Tobacco User/Non-Tobacco User	26	606.13	666.50
22444PA0010167	Rating Area 9	Tobacco User/Non-Tobacco User	27	620.33	682.48
22444PA0010167	Rating Area 9	Tobacco User/Non-Tobacco User	28	643.42	707.94
22444PA0010167	Rating Area 9	Tobacco User/Non-Tobacco User	29	662.36	728.65
22444PA0010167	Rating Area 9	Tobacco User/Non-Tobacco User	30	671.83	739.31
22444PA0010167	Rating Area 9	Tobacco User/Non-Tobacco User	31	686.03	754.70
22444PA0010167	Rating Area 9	Tobacco User/Non-Tobacco User	32	700.24	770.09
22444PA0010167	Rating Area 9	Tobacco User/Non-Tobacco User	33	709.12	780.15
22444PA0010167	Rating Area 9	Tobacco User/Non-Tobacco User	34	718.59	790.21
22444PA0010167	Rating Area 9	Tobacco User/Non-Tobacco User	35	723.33	795.54
22444PA0010167	Rating Area 9	Tobacco User/Non-Tobacco User	36	728.06	800.87
22444PA0010167	Rating Area 9	Tobacco User/Non-Tobacco User	37	732.80	806.19
22444PA0010167	Rating Area 9	Tobacco User/Non-Tobacco User	38	737.53	811.52
22444PA0010167	Rating Area 9	Tobacco User/Non-Tobacco User	39	747.00	821.58
22444PA0010167	Rating Area 9	Tobacco User/Non-Tobacco User	40	756.47	832.24
22444PA0010167	Rating Area 9	Tobacco User/Non-Tobacco User	41	770.68	847.63
22444PA0010167	Rating Area 9	Tobacco User/Non-Tobacco User	42	784.29	863.02
22444PA0010167	Rating Area 9	Tobacco User/Non-Tobacco User	43	803.23	883.74
22444PA0010167	Rating Area 9	Tobacco User/Non-Tobacco User	44	826.91	909.78
22444PA0010167	Rating Area 9	Tobacco User/Non-Tobacco User	45	854.73	939.97

22444PA0010167	Rating Area 9	Tobacco User/Non-Tobacco User	46	887.88	976.67
22444PA0010167	Rating Area 9	Tobacco User/Non-Tobacco User	47	925.17	1017.51
22444PA0010167	Rating Area 9	Tobacco User/Non-Tobacco User	48	967.79	1064.86
22444PA0010167	Rating Area 9	Tobacco User/Non-Tobacco User	49	1009.81	1111.03
22444PA0010167	Rating Area 9	Tobacco User/Non-Tobacco User	50	1057.17	1163.12
22444PA0010167	Rating Area 9	Tobacco User/Non-Tobacco User	51	1103.93	1214.62
22444PA0010167	Rating Area 9	Tobacco User/Non-Tobacco User	52	1155.43	1270.85
22444PA0010167	Rating Area 9	Tobacco User/Non-Tobacco User	53	1207.52	1328.27
22444PA0010167	Rating Area 9	Tobacco User/Non-Tobacco User	54	1263.75	1389.83
22444PA0010167	Rating Area 9	Tobacco User/Non-Tobacco User	55	1319.98	1451.98
22444PA0010167	Rating Area 9	Tobacco User/Non-Tobacco User	56	1380.95	1518.86
22444PA0010167	Rating Area 9	Tobacco User/Non-Tobacco User	57	1442.51	1586.94
22444PA0010167	Rating Area 9	Tobacco User/Non-Tobacco User	58	1508.21	1659.15
22444PA0010167	Rating Area 9	Tobacco User/Non-Tobacco User	59	1540.77	1694.66
22444PA0010167	Rating Area 9	Tobacco User/Non-Tobacco User	60	1606.47	1766.88
22444PA0010167	Rating Area 9	Tobacco User/Non-Tobacco User	61	1663.29	1829.62
22444PA0010167	Rating Area 9	Tobacco User/Non-Tobacco User	62	1700.58	1870.46
22444PA0010167	Rating Area 9	Tobacco User/Non-Tobacco User	63	1747.35	1921.96
22444PA0010167	Rating Area 9	Tobacco User/Non-Tobacco User	64 and over	1775.76	1953.33
22444PA0010171	Rating Area 2	Tobacco User/Non-Tobacco User	0-14	366.60	366.60
22444PA0010171	Rating Area 2	Tobacco User/Non-Tobacco User	15	399.19	399.19
22444PA0010171	Rating Area 2	Tobacco User/Non-Tobacco User	16	411.64	411.64
22444PA0010171	Rating Area 2	Tobacco User/Non-Tobacco User	17	424.10	424.10
22444PA0010171	Rating Area 2	Tobacco User/Non-Tobacco User	18	437.52	437.52
22444PA0010171	Rating Area 2	Tobacco User/Non-Tobacco User	19	450.94	450.94
22444PA0010171	Rating Area 2	Tobacco User/Non-Tobacco User	20	464.84	464.84
22444PA0010171	Rating Area 2	Tobacco User/Non-Tobacco User	21	479.22	527.14
22444PA0010171	Rating Area 2	Tobacco User/Non-Tobacco User	22	479.22	527.14
22444PA0010171	Rating Area 2	Tobacco User/Non-Tobacco User	23	479.22	527.14
22444PA0010171	Rating Area 2	Tobacco User/Non-Tobacco User	24	479.22	527.14
22444PA0010171	Rating Area 2	Tobacco User/Non-Tobacco User	25	481.13	529.05
22444PA0010171	Rating Area 2	Tobacco User/Non-Tobacco User	26	490.72	539.59
22444PA0010171	Rating Area 2	Tobacco User/Non-Tobacco User	27	502.22	552.53
22444PA0010171	Rating Area 2	Tobacco User/Non-Tobacco User	28	520.91	573.14
22444PA0010171	Rating Area 2	Tobacco User/Non-Tobacco User	29	536.24	589.91
22444PA0010171	Rating Area 2	Tobacco User/Non-Tobacco User	30	543.91	598.54
22444PA0010171	Rating Area 2	Tobacco User/Non-Tobacco User	31	555.41	611.00
22444PA0010171	Rating Area 2	Tobacco User/Non-Tobacco User	32	566.91	623.46
22444PA0010171	Rating Area 2	Tobacco User/Non-Tobacco User	33	574.10	631.60
22444PA0010171	Rating Area 2	Tobacco User/Non-Tobacco User	34	581.77	639.75
22444PA0010171	Rating Area 2	Tobacco User/Non-Tobacco User	35	585.60	644.06
22444PA0010171	Rating Area 2	Tobacco User/Non-Tobacco User	36	589.43	648.38
22444PA0010171	Rating Area 2	Tobacco User/Non-Tobacco User	37	593.27	652.69
22444PA0010171	Rating Area 2	Tobacco User/Non-Tobacco User	38	597.10	657.00
22444PA0010171	Rating Area 2	Tobacco User/Non-Tobacco User	39	604.77	665.15
22444PA0010171	Rating Area 2	Tobacco User/Non-Tobacco User	40	612.44	673.77
22444PA0010171	Rating Area 2	Tobacco User/Non-Tobacco User	41	623.94	686.23
22444PA0010171	Rating Area 2	Tobacco User/Non-Tobacco User	42	634.96	698.69
22444PA0010171	Rating Area 2	Tobacco User/Non-Tobacco User	43	650.29	715.47
22444PA0010171	Rating Area 2	Tobacco User/Non-Tobacco User	44	669.46	736.55
22444PA0010171	Rating Area 2	Tobacco User/Non-Tobacco User	45	691.99	760.99
22444PA0010171	Rating Area 2	Tobacco User/Non-Tobacco User	46	718.82	790.70
22444PA0010171	Rating Area 2	Tobacco User/Non-Tobacco User	47	749.01	823.77
22444PA0010171	Rating Area 2	Tobacco User/Non-Tobacco User	48	783.51	862.11
22444PA0010171	Rating Area 2	Tobacco User/Non-Tobacco User	49	817.54	899.48
22444PA0010171	Rating Area 2	Tobacco User/Non-Tobacco User	50	855.88	941.66
22444PA0010171	Rating Area 2	Tobacco User/Non-Tobacco User	51	893.73	983.35
22444PA0010171	Rating Area 2	Tobacco User/Non-Tobacco User	52	935.43	1028.87
22444PA0010171	Rating Area 2	Tobacco User/Non-Tobacco User	53	977.60	1075.36
22444PA0010171	Rating Area 2	Tobacco User/Non-Tobacco User	54	1023.12	1125.19
22444PA0010171	Rating Area 2	Tobacco User/Non-Tobacco User	55	1068.65	1175.51
22444PA0010171	Rating Area 2	Tobacco User/Non-Tobacco User	56	1118.01	1229.66
22444PA0010171	Rating Area 2	Tobacco User/Non-Tobacco User	57	1167.84	1284.77
22444PA0010171	Rating Area 2	Tobacco User/Non-Tobacco User	58	1221.04	1343.24
22444PA0010171	Rating Area 2	Tobacco User/Non-Tobacco User	59	1247.39	1371.99
22444PA0010171	Rating Area 2	Tobacco User/Non-Tobacco User	60	1300.59	1430.45

22444PA0010171	Rating Area 2	Tobacco User/Non-Tobacco User	61	1346.59	1481.25
22444PA0010171	Rating Area 2	Tobacco User/Non-Tobacco User	62	1376.78	1514.32
22444PA0010171	Rating Area 2	Tobacco User/Non-Tobacco User	63	1414.64	1556.01
22444PA0010171	Rating Area 2	Tobacco User/Non-Tobacco User	64 and over	1437.64	1581.41
22444PA0010171	Rating Area 5	Tobacco User/Non-Tobacco User	0-14	348.27	348.27
22444PA0010171	Rating Area 5	Tobacco User/Non-Tobacco User	15	379.23	379.23
22444PA0010171	Rating Area 5	Tobacco User/Non-Tobacco User	16	391.06	391.06
22444PA0010171	Rating Area 5	Tobacco User/Non-Tobacco User	17	402.90	402.90
22444PA0010171	Rating Area 5	Tobacco User/Non-Tobacco User	18	415.65	415.65
22444PA0010171	Rating Area 5	Tobacco User/Non-Tobacco User	19	428.39	428.39
22444PA0010171	Rating Area 5	Tobacco User/Non-Tobacco User	20	441.60	441.60
22444PA0010171	Rating Area 5	Tobacco User/Non-Tobacco User	21	455.26	500.78
22444PA0010171	Rating Area 5	Tobacco User/Non-Tobacco User	22	455.26	500.78
22444PA0010171	Rating Area 5	Tobacco User/Non-Tobacco User	23	455.26	500.78
22444PA0010171	Rating Area 5	Tobacco User/Non-Tobacco User	24	455.26	500.78
22444PA0010171	Rating Area 5	Tobacco User/Non-Tobacco User	25	457.07	502.60
22444PA0010171	Rating Area 5	Tobacco User/Non-Tobacco User	26	466.18	512.62
22444PA0010171	Rating Area 5	Tobacco User/Non-Tobacco User	27	477.11	524.91
22444PA0010171	Rating Area 5	Tobacco User/Non-Tobacco User	28	494.86	544.48
22444PA0010171	Rating Area 5	Tobacco User/Non-Tobacco User	29	509.43	560.42
22444PA0010171	Rating Area 5	Tobacco User/Non-Tobacco User	30	516.71	568.61
22444PA0010171	Rating Area 5	Tobacco User/Non-Tobacco User	31	527.64	580.45
22444PA0010171	Rating Area 5	Tobacco User/Non-Tobacco User	32	538.56	592.28
22444PA0010171	Rating Area 5	Tobacco User/Non-Tobacco User	33	545.39	600.02
22444PA0010171	Rating Area 5	Tobacco User/Non-Tobacco User	34	552.68	607.76
22444PA0010171	Rating Area 5	Tobacco User/Non-Tobacco User	35	556.32	611.86
22444PA0010171	Rating Area 5	Tobacco User/Non-Tobacco User	36	559.96	615.96
22444PA0010171	Rating Area 5	Tobacco User/Non-Tobacco User	37	563.60	620.05
22444PA0010171	Rating Area 5	Tobacco User/Non-Tobacco User	38	567.25	624.15
22444PA0010171	Rating Area 5	Tobacco User/Non-Tobacco User	39	574.53	631.89
22444PA0010171	Rating Area 5	Tobacco User/Non-Tobacco User	40	581.81	640.09
22444PA0010171	Rating Area 5	Tobacco User/Non-Tobacco User	41	592.74	651.92
22444PA0010171	Rating Area 5	Tobacco User/Non-Tobacco User	42	603.21	663.76
22444PA0010171	Rating Area 5	Tobacco User/Non-Tobacco User	43	617.78	679.69
22444PA0010171	Rating Area 5	Tobacco User/Non-Tobacco User	44	635.99	699.72
22444PA0010171	Rating Area 5	Tobacco User/Non-Tobacco User	45	657.39	722.94
22444PA0010171	Rating Area 5	Tobacco User/Non-Tobacco User	46	682.88	751.17
22444PA0010171	Rating Area 5	Tobacco User/Non-Tobacco User	47	711.56	782.58
22444PA0010171	Rating Area 5	Tobacco User/Non-Tobacco User	48	744.34	819.00
22444PA0010171	Rating Area 5	Tobacco User/Non-Tobacco User	49	776.66	854.51
22444PA0010171	Rating Area 5	Tobacco User/Non-Tobacco User	50	813.08	894.57
22444PA0010171	Rating Area 5	Tobacco User/Non-Tobacco User	51	849.05	934.18
22444PA0010171	Rating Area 5	Tobacco User/Non-Tobacco User	52	888.65	977.43
22444PA0010171	Rating Area 5	Tobacco User/Non-Tobacco User	53	928.72	1021.59
22444PA0010171	Rating Area 5	Tobacco User/Non-Tobacco User	54	971.97	1068.93
22444PA0010171	Rating Area 5	Tobacco User/Non-Tobacco User	55	1015.21	1116.74
22444PA0010171	Rating Area 5	Tobacco User/Non-Tobacco User	56	1062.11	1168.18
22444PA0010171	Rating Area 5	Tobacco User/Non-Tobacco User	57	1109.45	1220.53
22444PA0010171	Rating Area 5	Tobacco User/Non-Tobacco User	58	1159.99	1276.07
22444PA0010171	Rating Area 5	Tobacco User/Non-Tobacco User	59	1185.02	1303.39
22444PA0010171	Rating Area 5	Tobacco User/Non-Tobacco User	60	1235.56	1358.93
22444PA0010171	Rating Area 5	Tobacco User/Non-Tobacco User	61	1279.26	1407.19
22444PA0010171	Rating Area 5	Tobacco User/Non-Tobacco User	62	1307.94	1438.60
22444PA0010171	Rating Area 5	Tobacco User/Non-Tobacco User	63	1343.91	1478.21
22444PA0010171	Rating Area 5	Tobacco User/Non-Tobacco User	64 and over	1365.76	1502.34
22444PA0010173	Rating Area 3	Tobacco User/Non-Tobacco User	0-14	348.27	348.27
22444PA0010173	Rating Area 3	Tobacco User/Non-Tobacco User	15	379.23	379.23
22444PA0010173	Rating Area 3	Tobacco User/Non-Tobacco User	16	391.06	391.06
22444PA0010173	Rating Area 3	Tobacco User/Non-Tobacco User	17	402.90	402.90
22444PA0010173	Rating Area 3	Tobacco User/Non-Tobacco User	18	415.65	415.65
22444PA0010173	Rating Area 3	Tobacco User/Non-Tobacco User	19	428.39	428.39
22444PA0010173	Rating Area 3	Tobacco User/Non-Tobacco User	20	441.60	441.60
22444PA0010173	Rating Area 3	Tobacco User/Non-Tobacco User	21	455.26	500.78
22444PA0010173	Rating Area 3	Tobacco User/Non-Tobacco User	22	455.26	500.78
22444PA0010173	Rating Area 3	Tobacco User/Non-Tobacco User	23	455.26	500.78
22444PA0010173	Rating Area 3	Tobacco User/Non-Tobacco User	24	455.26	500.78

22444PA0010173	Rating Area 3	Tobacco User/Non-Tobacco User	25	457.07	502.60
22444PA0010173	Rating Area 3	Tobacco User/Non-Tobacco User	26	466.18	512.62
22444PA0010173	Rating Area 3	Tobacco User/Non-Tobacco User	27	477.11	524.91
22444PA0010173	Rating Area 3	Tobacco User/Non-Tobacco User	28	494.86	544.48
22444PA0010173	Rating Area 3	Tobacco User/Non-Tobacco User	29	509.43	560.42
22444PA0010173	Rating Area 3	Tobacco User/Non-Tobacco User	30	516.71	568.61
22444PA0010173	Rating Area 3	Tobacco User/Non-Tobacco User	31	527.64	580.45
22444PA0010173	Rating Area 3	Tobacco User/Non-Tobacco User	32	538.56	592.28
22444PA0010173	Rating Area 3	Tobacco User/Non-Tobacco User	33	545.39	600.02
22444PA0010173	Rating Area 3	Tobacco User/Non-Tobacco User	34	552.68	607.76
22444PA0010173	Rating Area 3	Tobacco User/Non-Tobacco User	35	556.32	611.86
22444PA0010173	Rating Area 3	Tobacco User/Non-Tobacco User	36	559.96	615.96
22444PA0010173	Rating Area 3	Tobacco User/Non-Tobacco User	37	563.60	620.05
22444PA0010173	Rating Area 3	Tobacco User/Non-Tobacco User	38	567.25	624.15
22444PA0010173	Rating Area 3	Tobacco User/Non-Tobacco User	39	574.53	631.89
22444PA0010173	Rating Area 3	Tobacco User/Non-Tobacco User	40	581.81	640.09
22444PA0010173	Rating Area 3	Tobacco User/Non-Tobacco User	41	592.74	651.92
22444PA0010173	Rating Area 3	Tobacco User/Non-Tobacco User	42	603.21	663.76
22444PA0010173	Rating Area 3	Tobacco User/Non-Tobacco User	43	617.78	679.69
22444PA0010173	Rating Area 3	Tobacco User/Non-Tobacco User	44	635.99	699.72
22444PA0010173	Rating Area 3	Tobacco User/Non-Tobacco User	45	657.39	722.94
22444PA0010173	Rating Area 3	Tobacco User/Non-Tobacco User	46	682.88	751.17
22444PA0010173	Rating Area 3	Tobacco User/Non-Tobacco User	47	711.56	782.58
22444PA0010173	Rating Area 3	Tobacco User/Non-Tobacco User	48	744.34	819.00
22444PA0010173	Rating Area 3	Tobacco User/Non-Tobacco User	49	776.66	854.51
22444PA0010173	Rating Area 3	Tobacco User/Non-Tobacco User	50	813.08	894.57
22444PA0010173	Rating Area 3	Tobacco User/Non-Tobacco User	51	849.05	934.18
22444PA0010173	Rating Area 3	Tobacco User/Non-Tobacco User	52	888.65	977.43
22444PA0010173	Rating Area 3	Tobacco User/Non-Tobacco User	53	928.72	1021.59
22444PA0010173	Rating Area 3	Tobacco User/Non-Tobacco User	54	971.97	1068.93
22444PA0010173	Rating Area 3	Tobacco User/Non-Tobacco User	55	1015.21	1116.74
22444PA0010173	Rating Area 3	Tobacco User/Non-Tobacco User	56	1062.11	1168.18
22444PA0010173	Rating Area 3	Tobacco User/Non-Tobacco User	57	1109.45	1220.53
22444PA0010173	Rating Area 3	Tobacco User/Non-Tobacco User	58	1159.99	1276.07
22444PA0010173	Rating Area 3	Tobacco User/Non-Tobacco User	59	1185.02	1303.39
22444PA0010173	Rating Area 3	Tobacco User/Non-Tobacco User	60	1235.56	1358.93
22444PA0010173	Rating Area 3	Tobacco User/Non-Tobacco User	61	1279.26	1407.19
22444PA0010173	Rating Area 3	Tobacco User/Non-Tobacco User	62	1307.94	1438.60
22444PA0010173	Rating Area 3	Tobacco User/Non-Tobacco User	63	1343.91	1478.21
22444PA0010173	Rating Area 3	Tobacco User/Non-Tobacco User	64 and over	1365.76	1502.34
22444PA0010173	Rating Area 6	Tobacco User/Non-Tobacco User	0-14	366.60	366.60
22444PA0010173	Rating Area 6	Tobacco User/Non-Tobacco User	15	399.19	399.19
22444PA0010173	Rating Area 6	Tobacco User/Non-Tobacco User	16	411.64	411.64
22444PA0010173	Rating Area 6	Tobacco User/Non-Tobacco User	17	424.10	424.10
22444PA0010173	Rating Area 6	Tobacco User/Non-Tobacco User	18	437.52	437.52
22444PA0010173	Rating Area 6	Tobacco User/Non-Tobacco User	19	450.94	450.94
22444PA0010173	Rating Area 6	Tobacco User/Non-Tobacco User	20	464.84	464.84
22444PA0010173	Rating Area 6	Tobacco User/Non-Tobacco User	21	479.22	527.14
22444PA0010173	Rating Area 6	Tobacco User/Non-Tobacco User	22	479.22	527.14
22444PA0010173	Rating Area 6	Tobacco User/Non-Tobacco User	23	479.22	527.14
22444PA0010173	Rating Area 6	Tobacco User/Non-Tobacco User	24	479.22	527.14
22444PA0010173	Rating Area 6	Tobacco User/Non-Tobacco User	25	481.13	529.05
22444PA0010173	Rating Area 6	Tobacco User/Non-Tobacco User	26	490.72	539.59
22444PA0010173	Rating Area 6	Tobacco User/Non-Tobacco User	27	502.22	552.53
22444PA0010173	Rating Area 6	Tobacco User/Non-Tobacco User	28	520.91	573.14
22444PA0010173	Rating Area 6	Tobacco User/Non-Tobacco User	29	536.24	589.91
22444PA0010173	Rating Area 6	Tobacco User/Non-Tobacco User	30	543.91	598.54
22444PA0010173	Rating Area 6	Tobacco User/Non-Tobacco User	31	555.41	611.00
22444PA0010173	Rating Area 6	Tobacco User/Non-Tobacco User	32	566.91	623.46
22444PA0010173	Rating Area 6	Tobacco User/Non-Tobacco User	33	574.10	631.60
22444PA0010173	Rating Area 6	Tobacco User/Non-Tobacco User	34	581.77	639.75
22444PA0010173	Rating Area 6	Tobacco User/Non-Tobacco User	35	585.60	644.06
22444PA0010173	Rating Area 6	Tobacco User/Non-Tobacco User	36	589.43	648.38
22444PA0010173	Rating Area 6	Tobacco User/Non-Tobacco User	37	593.27	652.69
22444PA0010173	Rating Area 6	Tobacco User/Non-Tobacco User	38	597.10	657.00
22444PA0010173	Rating Area 6	Tobacco User/Non-Tobacco User	39	604.77	665.15

22444PA0010173	Rating Area 6	Tobacco User/Non-Tobacco User	40	612.44	673.77
22444PA0010173	Rating Area 6	Tobacco User/Non-Tobacco User	41	623.94	686.23
22444PA0010173	Rating Area 6	Tobacco User/Non-Tobacco User	42	634.96	698.69
22444PA0010173	Rating Area 6	Tobacco User/Non-Tobacco User	43	650.29	715.47
22444PA0010173	Rating Area 6	Tobacco User/Non-Tobacco User	44	669.46	736.55
22444PA0010173	Rating Area 6	Tobacco User/Non-Tobacco User	45	691.99	760.99
22444PA0010173	Rating Area 6	Tobacco User/Non-Tobacco User	46	718.82	790.70
22444PA0010173	Rating Area 6	Tobacco User/Non-Tobacco User	47	749.01	823.77
22444PA0010173	Rating Area 6	Tobacco User/Non-Tobacco User	48	783.51	862.11
22444PA0010173	Rating Area 6	Tobacco User/Non-Tobacco User	49	817.54	899.48
22444PA0010173	Rating Area 6	Tobacco User/Non-Tobacco User	50	855.88	941.66
22444PA0010173	Rating Area 6	Tobacco User/Non-Tobacco User	51	893.73	983.35
22444PA0010173	Rating Area 6	Tobacco User/Non-Tobacco User	52	935.43	1028.87
22444PA0010173	Rating Area 6	Tobacco User/Non-Tobacco User	53	977.60	1075.36
22444PA0010173	Rating Area 6	Tobacco User/Non-Tobacco User	54	1023.12	1125.19
22444PA0010173	Rating Area 6	Tobacco User/Non-Tobacco User	55	1068.65	1175.51
22444PA0010173	Rating Area 6	Tobacco User/Non-Tobacco User	56	1118.01	1229.66
22444PA0010173	Rating Area 6	Tobacco User/Non-Tobacco User	57	1167.84	1284.77
22444PA0010173	Rating Area 6	Tobacco User/Non-Tobacco User	58	1221.04	1343.24
22444PA0010173	Rating Area 6	Tobacco User/Non-Tobacco User	59	1247.39	1371.99
22444PA0010173	Rating Area 6	Tobacco User/Non-Tobacco User	60	1300.59	1430.45
22444PA0010173	Rating Area 6	Tobacco User/Non-Tobacco User	61	1346.59	1481.25
22444PA0010173	Rating Area 6	Tobacco User/Non-Tobacco User	62	1376.78	1514.32
22444PA0010173	Rating Area 6	Tobacco User/Non-Tobacco User	63	1414.64	1556.01
22444PA0010173	Rating Area 6	Tobacco User/Non-Tobacco User	64 and over	1437.64	1581.41
22444PA0010173	Rating Area 9	Tobacco User/Non-Tobacco User	0-14	439.92	439.92
22444PA0010173	Rating Area 9	Tobacco User/Non-Tobacco User	15	479.02	479.02
22444PA0010173	Rating Area 9	Tobacco User/Non-Tobacco User	16	493.97	493.97
22444PA0010173	Rating Area 9	Tobacco User/Non-Tobacco User	17	508.93	508.93
22444PA0010173	Rating Area 9	Tobacco User/Non-Tobacco User	18	525.03	525.03
22444PA0010173	Rating Area 9	Tobacco User/Non-Tobacco User	19	541.13	541.13
22444PA0010173	Rating Area 9	Tobacco User/Non-Tobacco User	20	557.81	557.81
22444PA0010173	Rating Area 9	Tobacco User/Non-Tobacco User	21	575.06	632.57
22444PA0010173	Rating Area 9	Tobacco User/Non-Tobacco User	22	575.06	632.57
22444PA0010173	Rating Area 9	Tobacco User/Non-Tobacco User	23	575.06	632.57
22444PA0010173	Rating Area 9	Tobacco User/Non-Tobacco User	24	575.06	632.57
22444PA0010173	Rating Area 9	Tobacco User/Non-Tobacco User	25	577.36	634.86
22444PA0010173	Rating Area 9	Tobacco User/Non-Tobacco User	26	588.86	647.51
22444PA0010173	Rating Area 9	Tobacco User/Non-Tobacco User	27	602.66	663.04
22444PA0010173	Rating Area 9	Tobacco User/Non-Tobacco User	28	625.09	687.77
22444PA0010173	Rating Area 9	Tobacco User/Non-Tobacco User	29	643.49	707.89
22444PA0010173	Rating Area 9	Tobacco User/Non-Tobacco User	30	652.69	718.25
22444PA0010173	Rating Area 9	Tobacco User/Non-Tobacco User	31	666.49	733.20
22444PA0010173	Rating Area 9	Tobacco User/Non-Tobacco User	32	680.29	748.15
22444PA0010173	Rating Area 9	Tobacco User/Non-Tobacco User	33	688.92	757.92
22444PA0010173	Rating Area 9	Tobacco User/Non-Tobacco User	34	698.12	767.70
22444PA0010173	Rating Area 9	Tobacco User/Non-Tobacco User	35	702.72	772.88
22444PA0010173	Rating Area 9	Tobacco User/Non-Tobacco User	36	707.32	778.05
22444PA0010173	Rating Area 9	Tobacco User/Non-Tobacco User	37	711.92	783.23
22444PA0010173	Rating Area 9	Tobacco User/Non-Tobacco User	38	716.52	788.40
22444PA0010173	Rating Area 9	Tobacco User/Non-Tobacco User	39	725.72	798.18
22444PA0010173	Rating Area 9	Tobacco User/Non-Tobacco User	40	734.92	808.53
22444PA0010173	Rating Area 9	Tobacco User/Non-Tobacco User	41	748.72	823.48
22444PA0010173	Rating Area 9	Tobacco User/Non-Tobacco User	42	761.95	838.43
22444PA0010173	Rating Area 9	Tobacco User/Non-Tobacco User	43	780.35	858.56
22444PA0010173	Rating Area 9	Tobacco User/Non-Tobacco User	44	803.35	883.86
22444PA0010173	Rating Area 9	Tobacco User/Non-Tobacco User	45	830.38	913.19
22444PA0010173	Rating Area 9	Tobacco User/Non-Tobacco User	46	862.59	948.84
22444PA0010173	Rating Area 9	Tobacco User/Non-Tobacco User	47	898.81	988.52
22444PA0010173	Rating Area 9	Tobacco User/Non-Tobacco User	48	940.22	1034.53
22444PA0010173	Rating Area 9	Tobacco User/Non-Tobacco User	49	981.05	1079.38
22444PA0010173	Rating Area 9	Tobacco User/Non-Tobacco User	50	1027.05	1129.99
22444PA0010173	Rating Area 9	Tobacco User/Non-Tobacco User	51	1072.48	1180.02
22444PA0010173	Rating Area 9	Tobacco User/Non-Tobacco User	52	1122.51	1234.65
22444PA0010173	Rating Area 9	Tobacco User/Non-Tobacco User	53	1173.12	1290.43
22444PA0010173	Rating Area 9	Tobacco User/Non-Tobacco User	54	1227.75	1350.23

22444PA0010173	Rating Area 9	Tobacco User/Non-Tobacco User	55	1282.38	1410.61
22444PA0010173	Rating Area 9	Tobacco User/Non-Tobacco User	56	1341.61	1475.60
22444PA0010173	Rating Area 9	Tobacco User/Non-Tobacco User	57	1401.41	1541.73
22444PA0010173	Rating Area 9	Tobacco User/Non-Tobacco User	58	1465.24	1611.88
22444PA0010173	Rating Area 9	Tobacco User/Non-Tobacco User	59	1496.87	1646.39
22444PA0010173	Rating Area 9	Tobacco User/Non-Tobacco User	60	1560.70	1716.54
22444PA0010173	Rating Area 9	Tobacco User/Non-Tobacco User	61	1615.91	1777.50
22444PA0010173	Rating Area 9	Tobacco User/Non-Tobacco User	62	1652.14	1817.18
22444PA0010173	Rating Area 9	Tobacco User/Non-Tobacco User	63	1697.57	1867.21
22444PA0010173	Rating Area 9	Tobacco User/Non-Tobacco User	64 and over	1725.17	1897.69
22444PA0010179	Rating Area 6	Tobacco User/Non-Tobacco User	0-14	366.60	366.60
22444PA0010179	Rating Area 6	Tobacco User/Non-Tobacco User	15	399.19	399.19
22444PA0010179	Rating Area 6	Tobacco User/Non-Tobacco User	16	411.64	411.64
22444PA0010179	Rating Area 6	Tobacco User/Non-Tobacco User	17	424.10	424.10
22444PA0010179	Rating Area 6	Tobacco User/Non-Tobacco User	18	437.52	437.52
22444PA0010179	Rating Area 6	Tobacco User/Non-Tobacco User	19	450.94	450.94
22444PA0010179	Rating Area 6	Tobacco User/Non-Tobacco User	20	464.84	464.84
22444PA0010179	Rating Area 6	Tobacco User/Non-Tobacco User	21	479.22	527.14
22444PA0010179	Rating Area 6	Tobacco User/Non-Tobacco User	22	479.22	527.14
22444PA0010179	Rating Area 6	Tobacco User/Non-Tobacco User	23	479.22	527.14
22444PA0010179	Rating Area 6	Tobacco User/Non-Tobacco User	24	479.22	527.14
22444PA0010179	Rating Area 6	Tobacco User/Non-Tobacco User	25	481.13	529.05
22444PA0010179	Rating Area 6	Tobacco User/Non-Tobacco User	26	490.72	539.59
22444PA0010179	Rating Area 6	Tobacco User/Non-Tobacco User	27	502.22	552.53
22444PA0010179	Rating Area 6	Tobacco User/Non-Tobacco User	28	520.91	573.14
22444PA0010179	Rating Area 6	Tobacco User/Non-Tobacco User	29	536.24	589.91
22444PA0010179	Rating Area 6	Tobacco User/Non-Tobacco User	30	543.91	598.54
22444PA0010179	Rating Area 6	Tobacco User/Non-Tobacco User	31	555.41	611.00
22444PA0010179	Rating Area 6	Tobacco User/Non-Tobacco User	32	566.91	623.46
22444PA0010179	Rating Area 6	Tobacco User/Non-Tobacco User	33	574.10	631.60
22444PA0010179	Rating Area 6	Tobacco User/Non-Tobacco User	34	581.77	639.75
22444PA0010179	Rating Area 6	Tobacco User/Non-Tobacco User	35	585.60	644.06
22444PA0010179	Rating Area 6	Tobacco User/Non-Tobacco User	36	589.43	648.38
22444PA0010179	Rating Area 6	Tobacco User/Non-Tobacco User	37	593.27	652.69
22444PA0010179	Rating Area 6	Tobacco User/Non-Tobacco User	38	597.10	657.00
22444PA0010179	Rating Area 6	Tobacco User/Non-Tobacco User	39	604.77	665.15
22444PA0010179	Rating Area 6	Tobacco User/Non-Tobacco User	40	612.44	673.77
22444PA0010179	Rating Area 6	Tobacco User/Non-Tobacco User	41	623.94	686.23
22444PA0010179	Rating Area 6	Tobacco User/Non-Tobacco User	42	634.96	698.69
22444PA0010179	Rating Area 6	Tobacco User/Non-Tobacco User	43	650.29	715.47
22444PA0010179	Rating Area 6	Tobacco User/Non-Tobacco User	44	669.46	736.55
22444PA0010179	Rating Area 6	Tobacco User/Non-Tobacco User	45	691.99	760.99
22444PA0010179	Rating Area 6	Tobacco User/Non-Tobacco User	46	718.82	790.70
22444PA0010179	Rating Area 6	Tobacco User/Non-Tobacco User	47	749.01	823.77
22444PA0010179	Rating Area 6	Tobacco User/Non-Tobacco User	48	783.51	862.11
22444PA0010179	Rating Area 6	Tobacco User/Non-Tobacco User	49	817.54	899.48
22444PA0010179	Rating Area 6	Tobacco User/Non-Tobacco User	50	855.88	941.66
22444PA0010179	Rating Area 6	Tobacco User/Non-Tobacco User	51	893.73	983.35
22444PA0010179	Rating Area 6	Tobacco User/Non-Tobacco User	52	935.43	1028.87
22444PA0010179	Rating Area 6	Tobacco User/Non-Tobacco User	53	977.60	1075.36
22444PA0010179	Rating Area 6	Tobacco User/Non-Tobacco User	54	1023.12	1125.19
22444PA0010179	Rating Area 6	Tobacco User/Non-Tobacco User	55	1068.65	1175.51
22444PA0010179	Rating Area 6	Tobacco User/Non-Tobacco User	56	1118.01	1229.66
22444PA0010179	Rating Area 6	Tobacco User/Non-Tobacco User	57	1167.84	1284.77
22444PA0010179	Rating Area 6	Tobacco User/Non-Tobacco User	58	1221.04	1343.24
22444PA0010179	Rating Area 6	Tobacco User/Non-Tobacco User	59	1247.39	1371.99
22444PA0010179	Rating Area 6	Tobacco User/Non-Tobacco User	60	1300.59	1430.45
22444PA0010179	Rating Area 6	Tobacco User/Non-Tobacco User	61	1346.59	1481.25
22444PA0010179	Rating Area 6	Tobacco User/Non-Tobacco User	62	1376.78	1514.32
22444PA0010179	Rating Area 6	Tobacco User/Non-Tobacco User	63	1414.64	1556.01
22444PA0010179	Rating Area 6	Tobacco User/Non-Tobacco User	64 and over	1437.64	1581.41
22444PA0010180	Rating Area 7	Tobacco User/Non-Tobacco User	0-14	458.25	458.25
22444PA0010180	Rating Area 7	Tobacco User/Non-Tobacco User	15	498.98	498.98
22444PA0010180	Rating Area 7	Tobacco User/Non-Tobacco User	16	514.56	514.56
22444PA0010180	Rating Area 7	Tobacco User/Non-Tobacco User	17	530.13	530.13
22444PA0010180	Rating Area 7	Tobacco User/Non-Tobacco User	18	546.90	546.90

22444PA0010180	Rating Area 7	Tobacco User/Non-Tobacco User	19	563.68	563.68
22444PA0010180	Rating Area 7	Tobacco User/Non-Tobacco User	20	581.05	581.05
22444PA0010180	Rating Area 7	Tobacco User/Non-Tobacco User	21	599.02	658.92
22444PA0010180	Rating Area 7	Tobacco User/Non-Tobacco User	22	599.02	658.92
22444PA0010180	Rating Area 7	Tobacco User/Non-Tobacco User	23	599.02	658.92
22444PA0010180	Rating Area 7	Tobacco User/Non-Tobacco User	24	599.02	658.92
22444PA0010180	Rating Area 7	Tobacco User/Non-Tobacco User	25	601.41	661.32
22444PA0010180	Rating Area 7	Tobacco User/Non-Tobacco User	26	613.39	674.49
22444PA0010180	Rating Area 7	Tobacco User/Non-Tobacco User	27	627.77	690.67
22444PA0010180	Rating Area 7	Tobacco User/Non-Tobacco User	28	651.13	716.42
22444PA0010180	Rating Area 7	Tobacco User/Non-Tobacco User	29	670.30	737.39
22444PA0010180	Rating Area 7	Tobacco User/Non-Tobacco User	30	679.88	748.17
22444PA0010180	Rating Area 7	Tobacco User/Non-Tobacco User	31	694.26	763.75
22444PA0010180	Rating Area 7	Tobacco User/Non-Tobacco User	32	708.64	779.32
22444PA0010180	Rating Area 7	Tobacco User/Non-Tobacco User	33	717.62	789.51
22444PA0010180	Rating Area 7	Tobacco User/Non-Tobacco User	34	727.21	799.69
22444PA0010180	Rating Area 7	Tobacco User/Non-Tobacco User	35	732.00	805.08
22444PA0010180	Rating Area 7	Tobacco User/Non-Tobacco User	36	736.79	810.47
22444PA0010180	Rating Area 7	Tobacco User/Non-Tobacco User	37	741.58	815.86
22444PA0010180	Rating Area 7	Tobacco User/Non-Tobacco User	38	746.38	821.25
22444PA0010180	Rating Area 7	Tobacco User/Non-Tobacco User	39	755.96	831.44
22444PA0010180	Rating Area 7	Tobacco User/Non-Tobacco User	40	765.54	842.22
22444PA0010180	Rating Area 7	Tobacco User/Non-Tobacco User	41	779.92	857.79
22444PA0010180	Rating Area 7	Tobacco User/Non-Tobacco User	42	793.70	873.37
22444PA0010180	Rating Area 7	Tobacco User/Non-Tobacco User	43	812.87	894.33
22444PA0010180	Rating Area 7	Tobacco User/Non-Tobacco User	44	836.83	920.69
22444PA0010180	Rating Area 7	Tobacco User/Non-Tobacco User	45	864.98	951.24
22444PA0010180	Rating Area 7	Tobacco User/Non-Tobacco User	46	898.53	988.38
22444PA0010180	Rating Area 7	Tobacco User/Non-Tobacco User	47	936.26	1029.71
22444PA0010180	Rating Area 7	Tobacco User/Non-Tobacco User	48	979.39	1077.63
22444PA0010180	Rating Area 7	Tobacco User/Non-Tobacco User	49	1021.92	1124.36
22444PA0010180	Rating Area 7	Tobacco User/Non-Tobacco User	50	1069.85	1177.07
22444PA0010180	Rating Area 7	Tobacco User/Non-Tobacco User	51	1117.17	1229.18
22444PA0010180	Rating Area 7	Tobacco User/Non-Tobacco User	52	1169.28	1286.09
22444PA0010180	Rating Area 7	Tobacco User/Non-Tobacco User	53	1222.00	1344.20
22444PA0010180	Rating Area 7	Tobacco User/Non-Tobacco User	54	1278.90	1406.49
22444PA0010180	Rating Area 7	Tobacco User/Non-Tobacco User	55	1335.81	1469.39
22444PA0010180	Rating Area 7	Tobacco User/Non-Tobacco User	56	1397.51	1537.08
22444PA0010180	Rating Area 7	Tobacco User/Non-Tobacco User	57	1459.81	1605.97
22444PA0010180	Rating Area 7	Tobacco User/Non-Tobacco User	58	1526.30	1679.05
22444PA0010180	Rating Area 7	Tobacco User/Non-Tobacco User	59	1559.24	1714.99
22444PA0010180	Rating Area 7	Tobacco User/Non-Tobacco User	60	1625.73	1788.07
22444PA0010180	Rating Area 7	Tobacco User/Non-Tobacco User	61	1683.24	1851.56
22444PA0010180	Rating Area 7	Tobacco User/Non-Tobacco User	62	1720.98	1892.90
22444PA0010180	Rating Area 7	Tobacco User/Non-Tobacco User	63	1768.30	1945.01
22444PA0010180	Rating Area 7	Tobacco User/Non-Tobacco User	64 and over	1797.05	1976.76
22444PA0010180	Rating Area 9	Tobacco User/Non-Tobacco User	0-14	439.92	439.92
22444PA0010180	Rating Area 9	Tobacco User/Non-Tobacco User	15	479.02	479.02
22444PA0010180	Rating Area 9	Tobacco User/Non-Tobacco User	16	493.97	493.97
22444PA0010180	Rating Area 9	Tobacco User/Non-Tobacco User	17	508.93	508.93
22444PA0010180	Rating Area 9	Tobacco User/Non-Tobacco User	18	525.03	525.03
22444PA0010180	Rating Area 9	Tobacco User/Non-Tobacco User	19	541.13	541.13
22444PA0010180	Rating Area 9	Tobacco User/Non-Tobacco User	20	557.81	557.81
22444PA0010180	Rating Area 9	Tobacco User/Non-Tobacco User	21	575.06	632.57
22444PA0010180	Rating Area 9	Tobacco User/Non-Tobacco User	22	575.06	632.57
22444PA0010180	Rating Area 9	Tobacco User/Non-Tobacco User	23	575.06	632.57
22444PA0010180	Rating Area 9	Tobacco User/Non-Tobacco User	24	575.06	632.57
22444PA0010180	Rating Area 9	Tobacco User/Non-Tobacco User	25	577.36	634.86
22444PA0010180	Rating Area 9	Tobacco User/Non-Tobacco User	26	588.86	647.51
22444PA0010180	Rating Area 9	Tobacco User/Non-Tobacco User	27	602.66	663.04
22444PA0010180	Rating Area 9	Tobacco User/Non-Tobacco User	28	625.09	687.77
22444PA0010180	Rating Area 9	Tobacco User/Non-Tobacco User	29	643.49	707.89
22444PA0010180	Rating Area 9	Tobacco User/Non-Tobacco User	30	652.69	718.25
22444PA0010180	Rating Area 9	Tobacco User/Non-Tobacco User	31	666.49	733.20
22444PA0010180	Rating Area 9	Tobacco User/Non-Tobacco User	32	680.29	748.15
22444PA0010180	Rating Area 9	Tobacco User/Non-Tobacco User	33	688.92	757.92

22444PA0010180	Rating Area 9	Tobacco User/Non-Tobacco User	34	698.12	767.70
22444PA0010180	Rating Area 9	Tobacco User/Non-Tobacco User	35	702.72	772.88
22444PA0010180	Rating Area 9	Tobacco User/Non-Tobacco User	36	707.32	778.05
22444PA0010180	Rating Area 9	Tobacco User/Non-Tobacco User	37	711.92	783.23
22444PA0010180	Rating Area 9	Tobacco User/Non-Tobacco User	38	716.52	788.40
22444PA0010180	Rating Area 9	Tobacco User/Non-Tobacco User	39	725.72	798.18
22444PA0010180	Rating Area 9	Tobacco User/Non-Tobacco User	40	734.92	808.53
22444PA0010180	Rating Area 9	Tobacco User/Non-Tobacco User	41	748.72	823.48
22444PA0010180	Rating Area 9	Tobacco User/Non-Tobacco User	42	761.95	838.43
22444PA0010180	Rating Area 9	Tobacco User/Non-Tobacco User	43	780.35	858.56
22444PA0010180	Rating Area 9	Tobacco User/Non-Tobacco User	44	803.35	883.86
22444PA0010180	Rating Area 9	Tobacco User/Non-Tobacco User	45	830.38	913.19
22444PA0010180	Rating Area 9	Tobacco User/Non-Tobacco User	46	862.59	948.84
22444PA0010180	Rating Area 9	Tobacco User/Non-Tobacco User	47	898.81	988.52
22444PA0010180	Rating Area 9	Tobacco User/Non-Tobacco User	48	940.22	1034.53
22444PA0010180	Rating Area 9	Tobacco User/Non-Tobacco User	49	981.05	1079.38
22444PA0010180	Rating Area 9	Tobacco User/Non-Tobacco User	50	1027.05	1129.99
22444PA0010180	Rating Area 9	Tobacco User/Non-Tobacco User	51	1072.48	1180.02
22444PA0010180	Rating Area 9	Tobacco User/Non-Tobacco User	52	1122.51	1234.65
22444PA0010180	Rating Area 9	Tobacco User/Non-Tobacco User	53	1173.12	1290.43
22444PA0010180	Rating Area 9	Tobacco User/Non-Tobacco User	54	1227.75	1350.23
22444PA0010180	Rating Area 9	Tobacco User/Non-Tobacco User	55	1282.38	1410.61
22444PA0010180	Rating Area 9	Tobacco User/Non-Tobacco User	56	1341.61	1475.60
22444PA0010180	Rating Area 9	Tobacco User/Non-Tobacco User	57	1401.41	1541.73
22444PA0010180	Rating Area 9	Tobacco User/Non-Tobacco User	58	1465.24	1611.88
22444PA0010180	Rating Area 9	Tobacco User/Non-Tobacco User	59	1496.87	1646.39
22444PA0010180	Rating Area 9	Tobacco User/Non-Tobacco User	60	1560.70	1716.54
22444PA0010180	Rating Area 9	Tobacco User/Non-Tobacco User	61	1615.91	1777.50
22444PA0010180	Rating Area 9	Tobacco User/Non-Tobacco User	62	1652.14	1817.18
22444PA0010180	Rating Area 9	Tobacco User/Non-Tobacco User	63	1697.57	1867.21
22444PA0010180	Rating Area 9	Tobacco User/Non-Tobacco User	64 and over	1725.17	1897.69
22444PA0010197	Rating Area 2	Tobacco User/Non-Tobacco User	0-14	272.07	272.07
22444PA0010197	Rating Area 2	Tobacco User/Non-Tobacco User	15	296.26	296.26
22444PA0010197	Rating Area 2	Tobacco User/Non-Tobacco User	16	305.50	305.50
22444PA0010197	Rating Area 2	Tobacco User/Non-Tobacco User	17	314.75	314.75
22444PA0010197	Rating Area 2	Tobacco User/Non-Tobacco User	18	324.71	324.71
22444PA0010197	Rating Area 2	Tobacco User/Non-Tobacco User	19	334.67	334.67
22444PA0010197	Rating Area 2	Tobacco User/Non-Tobacco User	20	344.98	344.98
22444PA0010197	Rating Area 2	Tobacco User/Non-Tobacco User	21	355.66	391.22
22444PA0010197	Rating Area 2	Tobacco User/Non-Tobacco User	22	355.66	391.22
22444PA0010197	Rating Area 2	Tobacco User/Non-Tobacco User	23	355.66	391.22
22444PA0010197	Rating Area 2	Tobacco User/Non-Tobacco User	24	355.66	391.22
22444PA0010197	Rating Area 2	Tobacco User/Non-Tobacco User	25	357.07	392.64
22444PA0010197	Rating Area 2	Tobacco User/Non-Tobacco User	26	364.19	400.46
22444PA0010197	Rating Area 2	Tobacco User/Non-Tobacco User	27	372.72	410.07
22444PA0010197	Rating Area 2	Tobacco User/Non-Tobacco User	28	386.59	425.36
22444PA0010197	Rating Area 2	Tobacco User/Non-Tobacco User	29	397.97	437.81
22444PA0010197	Rating Area 2	Tobacco User/Non-Tobacco User	30	403.66	444.21
22444PA0010197	Rating Area 2	Tobacco User/Non-Tobacco User	31	412.20	453.46
22444PA0010197	Rating Area 2	Tobacco User/Non-Tobacco User	32	420.74	462.70
22444PA0010197	Rating Area 2	Tobacco User/Non-Tobacco User	33	426.07	468.75
22444PA0010197	Rating Area 2	Tobacco User/Non-Tobacco User	34	431.76	474.79
22444PA0010197	Rating Area 2	Tobacco User/Non-Tobacco User	35	434.61	477.99
22444PA0010197	Rating Area 2	Tobacco User/Non-Tobacco User	36	437.45	481.20
22444PA0010197	Rating Area 2	Tobacco User/Non-Tobacco User	37	440.30	484.40
22444PA0010197	Rating Area 2	Tobacco User/Non-Tobacco User	38	443.14	487.60
22444PA0010197	Rating Area 2	Tobacco User/Non-Tobacco User	39	448.83	493.64
22444PA0010197	Rating Area 2	Tobacco User/Non-Tobacco User	40	454.52	500.05
22444PA0010197	Rating Area 2	Tobacco User/Non-Tobacco User	41	463.06	509.29
22444PA0010197	Rating Area 2	Tobacco User/Non-Tobacco User	42	471.24	518.54
22444PA0010197	Rating Area 2	Tobacco User/Non-Tobacco User	43	482.62	530.99
22444PA0010197	Rating Area 2	Tobacco User/Non-Tobacco User	44	496.84	546.64
22444PA0010197	Rating Area 2	Tobacco User/Non-Tobacco User	45	513.56	564.77
22444PA0010197	Rating Area 2	Tobacco User/Non-Tobacco User	46	533.48	586.82
22444PA0010197	Rating Area 2	Tobacco User/Non-Tobacco User	47	555.88	611.36
22444PA0010197	Rating Area 2	Tobacco User/Non-Tobacco User	48	581.49	639.82

22444PA0010197	Rating Area 2	Tobacco User/Non-Tobacco User	49	606.74	667.56
22444PA0010197	Rating Area 2	Tobacco User/Non-Tobacco User	50	635.19	698.85
22444PA0010197	Rating Area 2	Tobacco User/Non-Tobacco User	51	663.29	729.80
22444PA0010197	Rating Area 2	Tobacco User/Non-Tobacco User	52	694.23	763.58
22444PA0010197	Rating Area 2	Tobacco User/Non-Tobacco User	53	725.53	798.08
22444PA0010197	Rating Area 2	Tobacco User/Non-Tobacco User	54	759.31	835.07
22444PA0010197	Rating Area 2	Tobacco User/Non-Tobacco User	55	793.10	872.41
22444PA0010197	Rating Area 2	Tobacco User/Non-Tobacco User	56	829.73	912.60
22444PA0010197	Rating Area 2	Tobacco User/Non-Tobacco User	57	866.72	953.50
22444PA0010197	Rating Area 2	Tobacco User/Non-Tobacco User	58	906.20	996.89
22444PA0010197	Rating Area 2	Tobacco User/Non-Tobacco User	59	925.76	1018.23
22444PA0010197	Rating Area 2	Tobacco User/Non-Tobacco User	60	965.24	1061.62
22444PA0010197	Rating Area 2	Tobacco User/Non-Tobacco User	61	999.38	1099.32
22444PA0010197	Rating Area 2	Tobacco User/Non-Tobacco User	62	1021.79	1123.86
22444PA0010197	Rating Area 2	Tobacco User/Non-Tobacco User	63	1049.88	1154.80
22444PA0010197	Rating Area 2	Tobacco User/Non-Tobacco User	64 and over	1066.95	1173.65
22444PA0010197	Rating Area 5	Tobacco User/Non-Tobacco User	0-14	258.47	258.47
22444PA0010197	Rating Area 5	Tobacco User/Non-Tobacco User	15	281.44	281.44
22444PA0010197	Rating Area 5	Tobacco User/Non-Tobacco User	16	290.23	290.23
22444PA0010197	Rating Area 5	Tobacco User/Non-Tobacco User	17	299.01	299.01
22444PA0010197	Rating Area 5	Tobacco User/Non-Tobacco User	18	308.47	308.47
22444PA0010197	Rating Area 5	Tobacco User/Non-Tobacco User	19	317.93	317.93
22444PA0010197	Rating Area 5	Tobacco User/Non-Tobacco User	20	327.73	327.73
22444PA0010197	Rating Area 5	Tobacco User/Non-Tobacco User	21	337.87	371.66
22444PA0010197	Rating Area 5	Tobacco User/Non-Tobacco User	22	337.87	371.66
22444PA0010197	Rating Area 5	Tobacco User/Non-Tobacco User	23	337.87	371.66
22444PA0010197	Rating Area 5	Tobacco User/Non-Tobacco User	24	337.87	371.66
22444PA0010197	Rating Area 5	Tobacco User/Non-Tobacco User	25	339.22	373.01
22444PA0010197	Rating Area 5	Tobacco User/Non-Tobacco User	26	345.98	380.44
22444PA0010197	Rating Area 5	Tobacco User/Non-Tobacco User	27	354.09	389.56
22444PA0010197	Rating Area 5	Tobacco User/Non-Tobacco User	28	367.26	404.09
22444PA0010197	Rating Area 5	Tobacco User/Non-Tobacco User	29	378.07	415.92
22444PA0010197	Rating Area 5	Tobacco User/Non-Tobacco User	30	383.48	422.00
22444PA0010197	Rating Area 5	Tobacco User/Non-Tobacco User	31	391.59	430.78
22444PA0010197	Rating Area 5	Tobacco User/Non-Tobacco User	32	399.70	439.57
22444PA0010197	Rating Area 5	Tobacco User/Non-Tobacco User	33	404.77	445.31
22444PA0010197	Rating Area 5	Tobacco User/Non-Tobacco User	34	410.17	451.05
22444PA0010197	Rating Area 5	Tobacco User/Non-Tobacco User	35	412.88	454.10
22444PA0010197	Rating Area 5	Tobacco User/Non-Tobacco User	36	415.58	457.14
22444PA0010197	Rating Area 5	Tobacco User/Non-Tobacco User	37	418.28	460.18
22444PA0010197	Rating Area 5	Tobacco User/Non-Tobacco User	38	420.98	463.22
22444PA0010197	Rating Area 5	Tobacco User/Non-Tobacco User	39	426.39	468.96
22444PA0010197	Rating Area 5	Tobacco User/Non-Tobacco User	40	431.80	475.04
22444PA0010197	Rating Area 5	Tobacco User/Non-Tobacco User	41	439.90	483.83
22444PA0010197	Rating Area 5	Tobacco User/Non-Tobacco User	42	447.68	492.61
22444PA0010197	Rating Area 5	Tobacco User/Non-Tobacco User	43	458.49	504.44
22444PA0010197	Rating Area 5	Tobacco User/Non-Tobacco User	44	472.00	519.30
22444PA0010197	Rating Area 5	Tobacco User/Non-Tobacco User	45	487.88	536.54
22444PA0010197	Rating Area 5	Tobacco User/Non-Tobacco User	46	506.80	557.48
22444PA0010197	Rating Area 5	Tobacco User/Non-Tobacco User	47	528.09	580.80
22444PA0010197	Rating Area 5	Tobacco User/Non-Tobacco User	48	552.41	607.83
22444PA0010197	Rating Area 5	Tobacco User/Non-Tobacco User	49	576.40	634.18
22444PA0010197	Rating Area 5	Tobacco User/Non-Tobacco User	50	603.43	663.91
22444PA0010197	Rating Area 5	Tobacco User/Non-Tobacco User	51	630.12	693.31
22444PA0010197	Rating Area 5	Tobacco User/Non-Tobacco User	52	659.52	725.40
22444PA0010197	Rating Area 5	Tobacco User/Non-Tobacco User	53	689.25	758.18
22444PA0010197	Rating Area 5	Tobacco User/Non-Tobacco User	54	721.35	793.32
22444PA0010197	Rating Area 5	Tobacco User/Non-Tobacco User	55	753.45	828.79
22444PA0010197	Rating Area 5	Tobacco User/Non-Tobacco User	56	788.25	866.97
22444PA0010197	Rating Area 5	Tobacco User/Non-Tobacco User	57	823.39	905.83
22444PA0010197	Rating Area 5	Tobacco User/Non-Tobacco User	58	860.89	947.05
22444PA0010197	Rating Area 5	Tobacco User/Non-Tobacco User	59	879.47	967.32
22444PA0010197	Rating Area 5	Tobacco User/Non-Tobacco User	60	916.97	1008.54
22444PA0010197	Rating Area 5	Tobacco User/Non-Tobacco User	61	949.41	1044.35
22444PA0010197	Rating Area 5	Tobacco User/Non-Tobacco User	62	970.70	1067.66
22444PA0010197	Rating Area 5	Tobacco User/Non-Tobacco User	63	997.39	1097.06

22444PA0010197	Rating Area 5	Tobacco User/Non-Tobacco User	64 and over	1013.61	1114.97
22444PA0010200	Rating Area 3	Tobacco User/Non-Tobacco User	0-14	258.47	258.47
22444PA0010200	Rating Area 3	Tobacco User/Non-Tobacco User	15	281.44	281.44
22444PA0010200	Rating Area 3	Tobacco User/Non-Tobacco User	16	290.23	290.23
22444PA0010200	Rating Area 3	Tobacco User/Non-Tobacco User	17	299.01	299.01
22444PA0010200	Rating Area 3	Tobacco User/Non-Tobacco User	18	308.47	308.47
22444PA0010200	Rating Area 3	Tobacco User/Non-Tobacco User	19	317.93	317.93
22444PA0010200	Rating Area 3	Tobacco User/Non-Tobacco User	20	327.73	327.73
22444PA0010200	Rating Area 3	Tobacco User/Non-Tobacco User	21	337.87	371.66
22444PA0010200	Rating Area 3	Tobacco User/Non-Tobacco User	22	337.87	371.66
22444PA0010200	Rating Area 3	Tobacco User/Non-Tobacco User	23	337.87	371.66
22444PA0010200	Rating Area 3	Tobacco User/Non-Tobacco User	24	337.87	371.66
22444PA0010200	Rating Area 3	Tobacco User/Non-Tobacco User	25	339.22	373.01
22444PA0010200	Rating Area 3	Tobacco User/Non-Tobacco User	26	345.98	380.44
22444PA0010200	Rating Area 3	Tobacco User/Non-Tobacco User	27	354.09	389.56
22444PA0010200	Rating Area 3	Tobacco User/Non-Tobacco User	28	367.26	404.09
22444PA0010200	Rating Area 3	Tobacco User/Non-Tobacco User	29	378.07	415.92
22444PA0010200	Rating Area 3	Tobacco User/Non-Tobacco User	30	383.48	422.00
22444PA0010200	Rating Area 3	Tobacco User/Non-Tobacco User	31	391.59	430.78
22444PA0010200	Rating Area 3	Tobacco User/Non-Tobacco User	32	399.70	439.57
22444PA0010200	Rating Area 3	Tobacco User/Non-Tobacco User	33	404.77	445.31
22444PA0010200	Rating Area 3	Tobacco User/Non-Tobacco User	34	410.17	451.05
22444PA0010200	Rating Area 3	Tobacco User/Non-Tobacco User	35	412.88	454.10
22444PA0010200	Rating Area 3	Tobacco User/Non-Tobacco User	36	415.58	457.14
22444PA0010200	Rating Area 3	Tobacco User/Non-Tobacco User	37	418.28	460.18
22444PA0010200	Rating Area 3	Tobacco User/Non-Tobacco User	38	420.98	463.22
22444PA0010200	Rating Area 3	Tobacco User/Non-Tobacco User	39	426.39	468.96
22444PA0010200	Rating Area 3	Tobacco User/Non-Tobacco User	40	431.80	475.04
22444PA0010200	Rating Area 3	Tobacco User/Non-Tobacco User	41	439.90	483.83
22444PA0010200	Rating Area 3	Tobacco User/Non-Tobacco User	42	447.68	492.61
22444PA0010200	Rating Area 3	Tobacco User/Non-Tobacco User	43	458.49	504.44
22444PA0010200	Rating Area 3	Tobacco User/Non-Tobacco User	44	472.00	519.30
22444PA0010200	Rating Area 3	Tobacco User/Non-Tobacco User	45	487.88	536.54
22444PA0010200	Rating Area 3	Tobacco User/Non-Tobacco User	46	506.80	557.48
22444PA0010200	Rating Area 3	Tobacco User/Non-Tobacco User	47	528.09	580.80
22444PA0010200	Rating Area 3	Tobacco User/Non-Tobacco User	48	552.41	607.83
22444PA0010200	Rating Area 3	Tobacco User/Non-Tobacco User	49	576.40	634.18
22444PA0010200	Rating Area 3	Tobacco User/Non-Tobacco User	50	603.43	663.91
22444PA0010200	Rating Area 3	Tobacco User/Non-Tobacco User	51	630.12	693.31
22444PA0010200	Rating Area 3	Tobacco User/Non-Tobacco User	52	659.52	725.40
22444PA0010200	Rating Area 3	Tobacco User/Non-Tobacco User	53	689.25	758.18
22444PA0010200	Rating Area 3	Tobacco User/Non-Tobacco User	54	721.35	793.32
22444PA0010200	Rating Area 3	Tobacco User/Non-Tobacco User	55	753.45	828.79
22444PA0010200	Rating Area 3	Tobacco User/Non-Tobacco User	56	788.25	866.97
22444PA0010200	Rating Area 3	Tobacco User/Non-Tobacco User	57	823.39	905.83
22444PA0010200	Rating Area 3	Tobacco User/Non-Tobacco User	58	860.89	947.05
22444PA0010200	Rating Area 3	Tobacco User/Non-Tobacco User	59	879.47	967.32
22444PA0010200	Rating Area 3	Tobacco User/Non-Tobacco User	60	916.97	1008.54
22444PA0010200	Rating Area 3	Tobacco User/Non-Tobacco User	61	949.41	1044.35
22444PA0010200	Rating Area 3	Tobacco User/Non-Tobacco User	62	970.70	1067.66
22444PA0010200	Rating Area 3	Tobacco User/Non-Tobacco User	63	997.39	1097.06
22444PA0010200	Rating Area 3	Tobacco User/Non-Tobacco User	64 and over	1013.61	1114.97
22444PA0010200	Rating Area 6	Tobacco User/Non-Tobacco User	0-14	272.07	272.07
22444PA0010200	Rating Area 6	Tobacco User/Non-Tobacco User	15	296.26	296.26
22444PA0010200	Rating Area 6	Tobacco User/Non-Tobacco User	16	305.50	305.50
22444PA0010200	Rating Area 6	Tobacco User/Non-Tobacco User	17	314.75	314.75
22444PA0010200	Rating Area 6	Tobacco User/Non-Tobacco User	18	324.71	324.71
22444PA0010200	Rating Area 6	Tobacco User/Non-Tobacco User	19	334.67	334.67
22444PA0010200	Rating Area 6	Tobacco User/Non-Tobacco User	20	344.98	344.98
22444PA0010200	Rating Area 6	Tobacco User/Non-Tobacco User	21	355.66	391.22
22444PA0010200	Rating Area 6	Tobacco User/Non-Tobacco User	22	355.66	391.22
22444PA0010200	Rating Area 6	Tobacco User/Non-Tobacco User	23	355.66	391.22
22444PA0010200	Rating Area 6	Tobacco User/Non-Tobacco User	24	355.66	391.22
22444PA0010200	Rating Area 6	Tobacco User/Non-Tobacco User	25	357.07	392.64
22444PA0010200	Rating Area 6	Tobacco User/Non-Tobacco User	26	364.19	400.46
22444PA0010200	Rating Area 6	Tobacco User/Non-Tobacco User	27	372.72	410.07

22444PA0010200	Rating Area 6	Tobacco User/Non-Tobacco User	28	386.59	425.36
22444PA0010200	Rating Area 6	Tobacco User/Non-Tobacco User	29	397.97	437.81
22444PA0010200	Rating Area 6	Tobacco User/Non-Tobacco User	30	403.66	444.21
22444PA0010200	Rating Area 6	Tobacco User/Non-Tobacco User	31	412.20	453.46
22444PA0010200	Rating Area 6	Tobacco User/Non-Tobacco User	32	420.74	462.70
22444PA0010200	Rating Area 6	Tobacco User/Non-Tobacco User	33	426.07	468.75
22444PA0010200	Rating Area 6	Tobacco User/Non-Tobacco User	34	431.76	474.79
22444PA0010200	Rating Area 6	Tobacco User/Non-Tobacco User	35	434.61	477.99
22444PA0010200	Rating Area 6	Tobacco User/Non-Tobacco User	36	437.45	481.20
22444PA0010200	Rating Area 6	Tobacco User/Non-Tobacco User	37	440.30	484.40
22444PA0010200	Rating Area 6	Tobacco User/Non-Tobacco User	38	443.14	487.60
22444PA0010200	Rating Area 6	Tobacco User/Non-Tobacco User	39	448.83	493.64
22444PA0010200	Rating Area 6	Tobacco User/Non-Tobacco User	40	454.52	500.05
22444PA0010200	Rating Area 6	Tobacco User/Non-Tobacco User	41	463.06	509.29
22444PA0010200	Rating Area 6	Tobacco User/Non-Tobacco User	42	471.24	518.54
22444PA0010200	Rating Area 6	Tobacco User/Non-Tobacco User	43	482.62	530.99
22444PA0010200	Rating Area 6	Tobacco User/Non-Tobacco User	44	496.84	546.64
22444PA0010200	Rating Area 6	Tobacco User/Non-Tobacco User	45	513.56	564.77
22444PA0010200	Rating Area 6	Tobacco User/Non-Tobacco User	46	533.48	586.82
22444PA0010200	Rating Area 6	Tobacco User/Non-Tobacco User	47	555.88	611.36
22444PA0010200	Rating Area 6	Tobacco User/Non-Tobacco User	48	581.49	639.82
22444PA0010200	Rating Area 6	Tobacco User/Non-Tobacco User	49	606.74	667.56
22444PA0010200	Rating Area 6	Tobacco User/Non-Tobacco User	50	635.19	698.85
22444PA0010200	Rating Area 6	Tobacco User/Non-Tobacco User	51	663.29	729.80
22444PA0010200	Rating Area 6	Tobacco User/Non-Tobacco User	52	694.23	763.58
22444PA0010200	Rating Area 6	Tobacco User/Non-Tobacco User	53	725.53	798.08
22444PA0010200	Rating Area 6	Tobacco User/Non-Tobacco User	54	759.31	835.07
22444PA0010200	Rating Area 6	Tobacco User/Non-Tobacco User	55	793.10	872.41
22444PA0010200	Rating Area 6	Tobacco User/Non-Tobacco User	56	829.73	912.60
22444PA0010200	Rating Area 6	Tobacco User/Non-Tobacco User	57	866.72	953.50
22444PA0010200	Rating Area 6	Tobacco User/Non-Tobacco User	58	906.20	996.89
22444PA0010200	Rating Area 6	Tobacco User/Non-Tobacco User	59	925.76	1018.23
22444PA0010200	Rating Area 6	Tobacco User/Non-Tobacco User	60	965.24	1061.62
22444PA0010200	Rating Area 6	Tobacco User/Non-Tobacco User	61	999.38	1099.32
22444PA0010200	Rating Area 6	Tobacco User/Non-Tobacco User	62	1021.79	1123.86
22444PA0010200	Rating Area 6	Tobacco User/Non-Tobacco User	63	1049.88	1154.80
22444PA0010200	Rating Area 6	Tobacco User/Non-Tobacco User	64 and over	1066.95	1173.65
22444PA0010200	Rating Area 9	Tobacco User/Non-Tobacco User	0-14	326.49	326.49
22444PA0010200	Rating Area 9	Tobacco User/Non-Tobacco User	15	355.51	355.51
22444PA0010200	Rating Area 9	Tobacco User/Non-Tobacco User	16	366.61	366.61
22444PA0010200	Rating Area 9	Tobacco User/Non-Tobacco User	17	377.70	377.70
22444PA0010200	Rating Area 9	Tobacco User/Non-Tobacco User	18	389.65	389.65
22444PA0010200	Rating Area 9	Tobacco User/Non-Tobacco User	19	401.60	401.60
22444PA0010200	Rating Area 9	Tobacco User/Non-Tobacco User	20	413.98	413.98
22444PA0010200	Rating Area 9	Tobacco User/Non-Tobacco User	21	426.79	469.46
22444PA0010200	Rating Area 9	Tobacco User/Non-Tobacco User	22	426.79	469.46
22444PA0010200	Rating Area 9	Tobacco User/Non-Tobacco User	23	426.79	469.46
22444PA0010200	Rating Area 9	Tobacco User/Non-Tobacco User	24	426.79	469.46
22444PA0010200	Rating Area 9	Tobacco User/Non-Tobacco User	25	428.49	471.17
22444PA0010200	Rating Area 9	Tobacco User/Non-Tobacco User	26	437.02	480.56
22444PA0010200	Rating Area 9	Tobacco User/Non-Tobacco User	27	447.27	492.08
22444PA0010200	Rating Area 9	Tobacco User/Non-Tobacco User	28	463.91	510.43
22444PA0010200	Rating Area 9	Tobacco User/Non-Tobacco User	29	477.57	525.37
22444PA0010200	Rating Area 9	Tobacco User/Non-Tobacco User	30	484.40	533.05
22444PA0010200	Rating Area 9	Tobacco User/Non-Tobacco User	31	494.64	544.15
22444PA0010200	Rating Area 9	Tobacco User/Non-Tobacco User	32	504.88	555.24
22444PA0010200	Rating Area 9	Tobacco User/Non-Tobacco User	33	511.28	562.50
22444PA0010200	Rating Area 9	Tobacco User/Non-Tobacco User	34	518.11	569.75
22444PA0010200	Rating Area 9	Tobacco User/Non-Tobacco User	35	521.53	573.59
22444PA0010200	Rating Area 9	Tobacco User/Non-Tobacco User	36	524.94	577.43
22444PA0010200	Rating Area 9	Tobacco User/Non-Tobacco User	37	528.36	581.28
22444PA0010200	Rating Area 9	Tobacco User/Non-Tobacco User	38	531.77	585.12
22444PA0010200	Rating Area 9	Tobacco User/Non-Tobacco User	39	538.60	592.37
22444PA0010200	Rating Area 9	Tobacco User/Non-Tobacco User	40	545.43	600.05
22444PA0010200	Rating Area 9	Tobacco User/Non-Tobacco User	41	555.67	611.15
22444PA0010200	Rating Area 9	Tobacco User/Non-Tobacco User	42	565.49	622.25

22444PA0010200	Rating Area 9	Tobacco User/Non-Tobacco User	43	579.14	637.18
22444PA0010200	Rating Area 9	Tobacco User/Non-Tobacco User	44	596.21	655.96
22444PA0010200	Rating Area 9	Tobacco User/Non-Tobacco User	45	616.27	677.73
22444PA0010200	Rating Area 9	Tobacco User/Non-Tobacco User	46	640.17	704.19
22444PA0010200	Rating Area 9	Tobacco User/Non-Tobacco User	47	667.06	733.64
22444PA0010200	Rating Area 9	Tobacco User/Non-Tobacco User	48	697.79	767.78
22444PA0010200	Rating Area 9	Tobacco User/Non-Tobacco User	49	728.09	801.07
22444PA0010200	Rating Area 9	Tobacco User/Non-Tobacco User	50	762.23	838.63
22444PA0010200	Rating Area 9	Tobacco User/Non-Tobacco User	51	795.95	875.76
22444PA0010200	Rating Area 9	Tobacco User/Non-Tobacco User	52	833.08	916.30
22444PA0010200	Rating Area 9	Tobacco User/Non-Tobacco User	53	870.63	957.70
22444PA0010200	Rating Area 9	Tobacco User/Non-Tobacco User	54	911.18	1002.08
22444PA0010200	Rating Area 9	Tobacco User/Non-Tobacco User	55	951.72	1046.89
22444PA0010200	Rating Area 9	Tobacco User/Non-Tobacco User	56	995.68	1095.12
22444PA0010200	Rating Area 9	Tobacco User/Non-Tobacco User	57	1040.07	1144.20
22444PA0010200	Rating Area 9	Tobacco User/Non-Tobacco User	58	1087.44	1196.27
22444PA0010200	Rating Area 9	Tobacco User/Non-Tobacco User	59	1110.91	1221.87
22444PA0010200	Rating Area 9	Tobacco User/Non-Tobacco User	60	1158.28	1273.94
22444PA0010200	Rating Area 9	Tobacco User/Non-Tobacco User	61	1199.26	1319.18
22444PA0010200	Rating Area 9	Tobacco User/Non-Tobacco User	62	1226.14	1348.63
22444PA0010200	Rating Area 9	Tobacco User/Non-Tobacco User	63	1259.86	1385.76
22444PA0010200	Rating Area 9	Tobacco User/Non-Tobacco User	64 and over	1280.34	1408.38
22444PA0010201	Rating Area 7	Tobacco User/Non-Tobacco User	0-14	340.09	340.09
22444PA0010201	Rating Area 7	Tobacco User/Non-Tobacco User	15	370.32	370.32
22444PA0010201	Rating Area 7	Tobacco User/Non-Tobacco User	16	381.88	381.88
22444PA0010201	Rating Area 7	Tobacco User/Non-Tobacco User	17	393.44	393.44
22444PA0010201	Rating Area 7	Tobacco User/Non-Tobacco User	18	405.89	405.89
22444PA0010201	Rating Area 7	Tobacco User/Non-Tobacco User	19	418.33	418.33
22444PA0010201	Rating Area 7	Tobacco User/Non-Tobacco User	20	431.23	431.23
22444PA0010201	Rating Area 7	Tobacco User/Non-Tobacco User	21	444.57	489.03
22444PA0010201	Rating Area 7	Tobacco User/Non-Tobacco User	22	444.57	489.03
22444PA0010201	Rating Area 7	Tobacco User/Non-Tobacco User	23	444.57	489.03
22444PA0010201	Rating Area 7	Tobacco User/Non-Tobacco User	24	444.57	489.03
22444PA0010201	Rating Area 7	Tobacco User/Non-Tobacco User	25	446.34	490.80
22444PA0010201	Rating Area 7	Tobacco User/Non-Tobacco User	26	455.23	500.58
22444PA0010201	Rating Area 7	Tobacco User/Non-Tobacco User	27	465.90	512.58
22444PA0010201	Rating Area 7	Tobacco User/Non-Tobacco User	28	483.24	531.70
22444PA0010201	Rating Area 7	Tobacco User/Non-Tobacco User	29	497.47	547.26
22444PA0010201	Rating Area 7	Tobacco User/Non-Tobacco User	30	504.58	555.26
22444PA0010201	Rating Area 7	Tobacco User/Non-Tobacco User	31	515.25	566.82
22444PA0010201	Rating Area 7	Tobacco User/Non-Tobacco User	32	525.92	578.38
22444PA0010201	Rating Area 7	Tobacco User/Non-Tobacco User	33	532.59	585.94
22444PA0010201	Rating Area 7	Tobacco User/Non-Tobacco User	34	539.70	593.49
22444PA0010201	Rating Area 7	Tobacco User/Non-Tobacco User	35	543.26	597.49
22444PA0010201	Rating Area 7	Tobacco User/Non-Tobacco User	36	546.81	601.49
22444PA0010201	Rating Area 7	Tobacco User/Non-Tobacco User	37	550.37	605.50
22444PA0010201	Rating Area 7	Tobacco User/Non-Tobacco User	38	553.93	609.50
22444PA0010201	Rating Area 7	Tobacco User/Non-Tobacco User	39	561.04	617.05
22444PA0010201	Rating Area 7	Tobacco User/Non-Tobacco User	40	568.15	625.06
22444PA0010201	Rating Area 7	Tobacco User/Non-Tobacco User	41	578.82	636.62
22444PA0010201	Rating Area 7	Tobacco User/Non-Tobacco User	42	589.05	648.17
22444PA0010201	Rating Area 7	Tobacco User/Non-Tobacco User	43	603.27	663.73
22444PA0010201	Rating Area 7	Tobacco User/Non-Tobacco User	44	621.06	683.29
22444PA0010201	Rating Area 7	Tobacco User/Non-Tobacco User	45	641.95	705.97
22444PA0010201	Rating Area 7	Tobacco User/Non-Tobacco User	46	666.85	733.53
22444PA0010201	Rating Area 7	Tobacco User/Non-Tobacco User	47	694.85	764.21
22444PA0010201	Rating Area 7	Tobacco User/Non-Tobacco User	48	726.86	799.77
22444PA0010201	Rating Area 7	Tobacco User/Non-Tobacco User	49	758.43	834.45
22444PA0010201	Rating Area 7	Tobacco User/Non-Tobacco User	50	793.99	873.57
22444PA0010201	Rating Area 7	Tobacco User/Non-Tobacco User	51	829.11	912.24
22444PA0010201	Rating Area 7	Tobacco User/Non-Tobacco User	52	867.79	954.48
22444PA0010201	Rating Area 7	Tobacco User/Non-Tobacco User	53	906.91	997.60
22444PA0010201	Rating Area 7	Tobacco User/Non-Tobacco User	54	949.14	1043.84
22444PA0010201	Rating Area 7	Tobacco User/Non-Tobacco User	55	991.38	1090.51
22444PA0010201	Rating Area 7	Tobacco User/Non-Tobacco User	56	1037.17	1140.75
22444PA0010201	Rating Area 7	Tobacco User/Non-Tobacco User	57	1083.40	1191.88

22444PA0010201	Rating Area 7	Tobacco User/Non-Tobacco User	58	1132.75	1246.11
22444PA0010201	Rating Area 7	Tobacco User/Non-Tobacco User	59	1157.20	1272.79
22444PA0010201	Rating Area 7	Tobacco User/Non-Tobacco User	60	1206.55	1327.02
22444PA0010201	Rating Area 7	Tobacco User/Non-Tobacco User	61	1249.22	1374.15
22444PA0010201	Rating Area 7	Tobacco User/Non-Tobacco User	62	1277.23	1404.82
22444PA0010201	Rating Area 7	Tobacco User/Non-Tobacco User	63	1312.35	1443.50
22444PA0010201	Rating Area 7	Tobacco User/Non-Tobacco User	64 and over	1333.69	1467.06
22444PA0010201	Rating Area 9	Tobacco User/Non-Tobacco User	0-14	326.49	326.49
22444PA0010201	Rating Area 9	Tobacco User/Non-Tobacco User	15	355.51	355.51
22444PA0010201	Rating Area 9	Tobacco User/Non-Tobacco User	16	366.61	366.61
22444PA0010201	Rating Area 9	Tobacco User/Non-Tobacco User	17	377.70	377.70
22444PA0010201	Rating Area 9	Tobacco User/Non-Tobacco User	18	389.65	389.65
22444PA0010201	Rating Area 9	Tobacco User/Non-Tobacco User	19	401.60	401.60
22444PA0010201	Rating Area 9	Tobacco User/Non-Tobacco User	20	413.98	413.98
22444PA0010201	Rating Area 9	Tobacco User/Non-Tobacco User	21	426.79	469.46
22444PA0010201	Rating Area 9	Tobacco User/Non-Tobacco User	22	426.79	469.46
22444PA0010201	Rating Area 9	Tobacco User/Non-Tobacco User	23	426.79	469.46
22444PA0010201	Rating Area 9	Tobacco User/Non-Tobacco User	24	426.79	469.46
22444PA0010201	Rating Area 9	Tobacco User/Non-Tobacco User	25	428.49	471.17
22444PA0010201	Rating Area 9	Tobacco User/Non-Tobacco User	26	437.02	480.56
22444PA0010201	Rating Area 9	Tobacco User/Non-Tobacco User	27	447.27	492.08
22444PA0010201	Rating Area 9	Tobacco User/Non-Tobacco User	28	463.91	510.43
22444PA0010201	Rating Area 9	Tobacco User/Non-Tobacco User	29	477.57	525.37
22444PA0010201	Rating Area 9	Tobacco User/Non-Tobacco User	30	484.40	533.05
22444PA0010201	Rating Area 9	Tobacco User/Non-Tobacco User	31	494.64	544.15
22444PA0010201	Rating Area 9	Tobacco User/Non-Tobacco User	32	504.88	555.24
22444PA0010201	Rating Area 9	Tobacco User/Non-Tobacco User	33	511.28	562.50
22444PA0010201	Rating Area 9	Tobacco User/Non-Tobacco User	34	518.11	569.75
22444PA0010201	Rating Area 9	Tobacco User/Non-Tobacco User	35	521.53	573.59
22444PA0010201	Rating Area 9	Tobacco User/Non-Tobacco User	36	524.94	577.43
22444PA0010201	Rating Area 9	Tobacco User/Non-Tobacco User	37	528.36	581.28
22444PA0010201	Rating Area 9	Tobacco User/Non-Tobacco User	38	531.77	585.12
22444PA0010201	Rating Area 9	Tobacco User/Non-Tobacco User	39	538.60	592.37
22444PA0010201	Rating Area 9	Tobacco User/Non-Tobacco User	40	545.43	600.05
22444PA0010201	Rating Area 9	Tobacco User/Non-Tobacco User	41	555.67	611.15
22444PA0010201	Rating Area 9	Tobacco User/Non-Tobacco User	42	565.49	622.25
22444PA0010201	Rating Area 9	Tobacco User/Non-Tobacco User	43	579.14	637.18
22444PA0010201	Rating Area 9	Tobacco User/Non-Tobacco User	44	596.21	655.96
22444PA0010201	Rating Area 9	Tobacco User/Non-Tobacco User	45	616.27	677.73
22444PA0010201	Rating Area 9	Tobacco User/Non-Tobacco User	46	640.17	704.19
22444PA0010201	Rating Area 9	Tobacco User/Non-Tobacco User	47	667.06	733.64
22444PA0010201	Rating Area 9	Tobacco User/Non-Tobacco User	48	697.79	767.78
22444PA0010201	Rating Area 9	Tobacco User/Non-Tobacco User	49	728.09	801.07
22444PA0010201	Rating Area 9	Tobacco User/Non-Tobacco User	50	762.23	838.63
22444PA0010201	Rating Area 9	Tobacco User/Non-Tobacco User	51	795.95	875.76
22444PA0010201	Rating Area 9	Tobacco User/Non-Tobacco User	52	833.08	916.30
22444PA0010201	Rating Area 9	Tobacco User/Non-Tobacco User	53	870.63	957.70
22444PA0010201	Rating Area 9	Tobacco User/Non-Tobacco User	54	911.18	1002.08
22444PA0010201	Rating Area 9	Tobacco User/Non-Tobacco User	55	951.72	1046.89
22444PA0010201	Rating Area 9	Tobacco User/Non-Tobacco User	56	995.68	1095.12
22444PA0010201	Rating Area 9	Tobacco User/Non-Tobacco User	57	1040.07	1144.20
22444PA0010201	Rating Area 9	Tobacco User/Non-Tobacco User	58	1087.44	1196.27
22444PA0010201	Rating Area 9	Tobacco User/Non-Tobacco User	59	1110.91	1221.87
22444PA0010201	Rating Area 9	Tobacco User/Non-Tobacco User	60	1158.28	1273.94
22444PA0010201	Rating Area 9	Tobacco User/Non-Tobacco User	61	1199.26	1319.18
22444PA0010201	Rating Area 9	Tobacco User/Non-Tobacco User	62	1226.14	1348.63
22444PA0010201	Rating Area 9	Tobacco User/Non-Tobacco User	63	1259.86	1385.76
22444PA0010201	Rating Area 9	Tobacco User/Non-Tobacco User	64 and over	1280.34	1408.38
22444PA0010208	Rating Area 6	Tobacco User/Non-Tobacco User	0-14	272.07	272.07
22444PA0010208	Rating Area 6	Tobacco User/Non-Tobacco User	15	296.26	296.26
22444PA0010208	Rating Area 6	Tobacco User/Non-Tobacco User	16	305.50	305.50
22444PA0010208	Rating Area 6	Tobacco User/Non-Tobacco User	17	314.75	314.75
22444PA0010208	Rating Area 6	Tobacco User/Non-Tobacco User	18	324.71	324.71
22444PA0010208	Rating Area 6	Tobacco User/Non-Tobacco User	19	334.67	334.67
22444PA0010208	Rating Area 6	Tobacco User/Non-Tobacco User	20	344.98	344.98
22444PA0010208	Rating Area 6	Tobacco User/Non-Tobacco User	21	355.66	391.22

22444PA0010208	Rating Area 6	Tobacco User/Non-Tobacco User	22	355.66	391.22
22444PA0010208	Rating Area 6	Tobacco User/Non-Tobacco User	23	355.66	391.22
22444PA0010208	Rating Area 6	Tobacco User/Non-Tobacco User	24	355.66	391.22
22444PA0010208	Rating Area 6	Tobacco User/Non-Tobacco User	25	357.07	392.64
22444PA0010208	Rating Area 6	Tobacco User/Non-Tobacco User	26	364.19	400.46
22444PA0010208	Rating Area 6	Tobacco User/Non-Tobacco User	27	372.72	410.07
22444PA0010208	Rating Area 6	Tobacco User/Non-Tobacco User	28	386.59	425.36
22444PA0010208	Rating Area 6	Tobacco User/Non-Tobacco User	29	397.97	437.81
22444PA0010208	Rating Area 6	Tobacco User/Non-Tobacco User	30	403.66	444.21
22444PA0010208	Rating Area 6	Tobacco User/Non-Tobacco User	31	412.20	453.46
22444PA0010208	Rating Area 6	Tobacco User/Non-Tobacco User	32	420.74	462.70
22444PA0010208	Rating Area 6	Tobacco User/Non-Tobacco User	33	426.07	468.75
22444PA0010208	Rating Area 6	Tobacco User/Non-Tobacco User	34	431.76	474.79
22444PA0010208	Rating Area 6	Tobacco User/Non-Tobacco User	35	434.61	477.99
22444PA0010208	Rating Area 6	Tobacco User/Non-Tobacco User	36	437.45	481.20
22444PA0010208	Rating Area 6	Tobacco User/Non-Tobacco User	37	440.30	484.40
22444PA0010208	Rating Area 6	Tobacco User/Non-Tobacco User	38	443.14	487.60
22444PA0010208	Rating Area 6	Tobacco User/Non-Tobacco User	39	448.83	493.64
22444PA0010208	Rating Area 6	Tobacco User/Non-Tobacco User	40	454.52	500.05
22444PA0010208	Rating Area 6	Tobacco User/Non-Tobacco User	41	463.06	509.29
22444PA0010208	Rating Area 6	Tobacco User/Non-Tobacco User	42	471.24	518.54
22444PA0010208	Rating Area 6	Tobacco User/Non-Tobacco User	43	482.62	530.99
22444PA0010208	Rating Area 6	Tobacco User/Non-Tobacco User	44	496.84	546.64
22444PA0010208	Rating Area 6	Tobacco User/Non-Tobacco User	45	513.56	564.77
22444PA0010208	Rating Area 6	Tobacco User/Non-Tobacco User	46	533.48	586.82
22444PA0010208	Rating Area 6	Tobacco User/Non-Tobacco User	47	555.88	611.36
22444PA0010208	Rating Area 6	Tobacco User/Non-Tobacco User	48	581.49	639.82
22444PA0010208	Rating Area 6	Tobacco User/Non-Tobacco User	49	606.74	667.56
22444PA0010208	Rating Area 6	Tobacco User/Non-Tobacco User	50	635.19	698.85
22444PA0010208	Rating Area 6	Tobacco User/Non-Tobacco User	51	663.29	729.80
22444PA0010208	Rating Area 6	Tobacco User/Non-Tobacco User	52	694.23	763.58
22444PA0010208	Rating Area 6	Tobacco User/Non-Tobacco User	53	725.53	798.08
22444PA0010208	Rating Area 6	Tobacco User/Non-Tobacco User	54	759.31	835.07
22444PA0010208	Rating Area 6	Tobacco User/Non-Tobacco User	55	793.10	872.41
22444PA0010208	Rating Area 6	Tobacco User/Non-Tobacco User	56	829.73	912.60
22444PA0010208	Rating Area 6	Tobacco User/Non-Tobacco User	57	866.72	953.50
22444PA0010208	Rating Area 6	Tobacco User/Non-Tobacco User	58	906.20	996.89
22444PA0010208	Rating Area 6	Tobacco User/Non-Tobacco User	59	925.76	1018.23
22444PA0010208	Rating Area 6	Tobacco User/Non-Tobacco User	60	965.24	1061.62
22444PA0010208	Rating Area 6	Tobacco User/Non-Tobacco User	61	999.38	1099.32
22444PA0010208	Rating Area 6	Tobacco User/Non-Tobacco User	62	1021.79	1123.86
22444PA0010208	Rating Area 6	Tobacco User/Non-Tobacco User	63	1049.88	1154.80
22444PA0010208	Rating Area 6	Tobacco User/Non-Tobacco User	64 and over	1066.95	1173.65
22444PA0040080	Rating Area 3	Tobacco User/Non-Tobacco User	0-14	232.04	232.04
22444PA0040080	Rating Area 3	Tobacco User/Non-Tobacco User	15	252.66	252.66
22444PA0040080	Rating Area 3	Tobacco User/Non-Tobacco User	16	260.55	260.55
22444PA0040080	Rating Area 3	Tobacco User/Non-Tobacco User	17	268.43	268.43
22444PA0040080	Rating Area 3	Tobacco User/Non-Tobacco User	18	276.93	276.93
22444PA0040080	Rating Area 3	Tobacco User/Non-Tobacco User	19	285.42	285.42
22444PA0040080	Rating Area 3	Tobacco User/Non-Tobacco User	20	294.21	294.21
22444PA0040080	Rating Area 3	Tobacco User/Non-Tobacco User	21	303.32	333.65
22444PA0040080	Rating Area 3	Tobacco User/Non-Tobacco User	22	303.32	333.65
22444PA0040080	Rating Area 3	Tobacco User/Non-Tobacco User	23	303.32	333.65
22444PA0040080	Rating Area 3	Tobacco User/Non-Tobacco User	24	303.32	333.65
22444PA0040080	Rating Area 3	Tobacco User/Non-Tobacco User	25	304.53	334.86
22444PA0040080	Rating Area 3	Tobacco User/Non-Tobacco User	26	310.59	341.53
22444PA0040080	Rating Area 3	Tobacco User/Non-Tobacco User	27	317.87	349.72
22444PA0040080	Rating Area 3	Tobacco User/Non-Tobacco User	28	329.70	362.76
22444PA0040080	Rating Area 3	Tobacco User/Non-Tobacco User	29	339.41	373.38
22444PA0040080	Rating Area 3	Tobacco User/Non-Tobacco User	30	344.26	378.84
22444PA0040080	Rating Area 3	Tobacco User/Non-Tobacco User	31	351.54	386.73
22444PA0040080	Rating Area 3	Tobacco User/Non-Tobacco User	32	358.82	394.61
22444PA0040080	Rating Area 3	Tobacco User/Non-Tobacco User	33	363.37	399.77
22444PA0040080	Rating Area 3	Tobacco User/Non-Tobacco User	34	368.22	404.92
22444PA0040080	Rating Area 3	Tobacco User/Non-Tobacco User	35	370.65	407.65
22444PA0040080	Rating Area 3	Tobacco User/Non-Tobacco User	36	373.08	410.38

22444PA0040080	Rating Area 3	Tobacco User/Non-Tobacco User	37	375.50	413.11
22444PA0040080	Rating Area 3	Tobacco User/Non-Tobacco User	38	377.93	415.84
22444PA0040080	Rating Area 3	Tobacco User/Non-Tobacco User	39	382.78	421.00
22444PA0040080	Rating Area 3	Tobacco User/Non-Tobacco User	40	387.64	426.46
22444PA0040080	Rating Area 3	Tobacco User/Non-Tobacco User	41	394.91	434.35
22444PA0040080	Rating Area 3	Tobacco User/Non-Tobacco User	42	401.89	442.23
22444PA0040080	Rating Area 3	Tobacco User/Non-Tobacco User	43	411.60	452.85
22444PA0040080	Rating Area 3	Tobacco User/Non-Tobacco User	44	423.73	466.19
22444PA0040080	Rating Area 3	Tobacco User/Non-Tobacco User	45	437.99	481.66
22444PA0040080	Rating Area 3	Tobacco User/Non-Tobacco User	46	454.97	500.47
22444PA0040080	Rating Area 3	Tobacco User/Non-Tobacco User	47	474.08	521.40
22444PA0040080	Rating Area 3	Tobacco User/Non-Tobacco User	48	495.92	545.66
22444PA0040080	Rating Area 3	Tobacco User/Non-Tobacco User	49	517.45	569.32
22444PA0040080	Rating Area 3	Tobacco User/Non-Tobacco User	50	541.72	596.01
22444PA0040080	Rating Area 3	Tobacco User/Non-Tobacco User	51	565.68	622.40
22444PA0040080	Rating Area 3	Tobacco User/Non-Tobacco User	52	592.07	651.22
22444PA0040080	Rating Area 3	Tobacco User/Non-Tobacco User	53	618.76	680.64
22444PA0040080	Rating Area 3	Tobacco User/Non-Tobacco User	54	647.58	712.18
22444PA0040080	Rating Area 3	Tobacco User/Non-Tobacco User	55	676.39	744.03
22444PA0040080	Rating Area 3	Tobacco User/Non-Tobacco User	56	707.63	778.30
22444PA0040080	Rating Area 3	Tobacco User/Non-Tobacco User	57	739.18	813.19
22444PA0040080	Rating Area 3	Tobacco User/Non-Tobacco User	58	772.84	850.19
22444PA0040080	Rating Area 3	Tobacco User/Non-Tobacco User	59	789.53	868.39
22444PA0040080	Rating Area 3	Tobacco User/Non-Tobacco User	60	823.19	905.39
22444PA0040080	Rating Area 3	Tobacco User/Non-Tobacco User	61	852.31	937.54
22444PA0040080	Rating Area 3	Tobacco User/Non-Tobacco User	62	871.42	958.47
22444PA0040080	Rating Area 3	Tobacco User/Non-Tobacco User	63	895.38	984.86
22444PA0040080	Rating Area 3	Tobacco User/Non-Tobacco User	64 and over	909.94	1000.94
22444PA0040080	Rating Area 6	Tobacco User/Non-Tobacco User	0-14	244.25	244.25
22444PA0040080	Rating Area 6	Tobacco User/Non-Tobacco User	15	265.96	265.96
22444PA0040080	Rating Area 6	Tobacco User/Non-Tobacco User	16	274.26	274.26
22444PA0040080	Rating Area 6	Tobacco User/Non-Tobacco User	17	282.56	282.56
22444PA0040080	Rating Area 6	Tobacco User/Non-Tobacco User	18	291.50	291.50
22444PA0040080	Rating Area 6	Tobacco User/Non-Tobacco User	19	300.44	300.44
22444PA0040080	Rating Area 6	Tobacco User/Non-Tobacco User	20	309.70	309.70
22444PA0040080	Rating Area 6	Tobacco User/Non-Tobacco User	21	319.28	351.21
22444PA0040080	Rating Area 6	Tobacco User/Non-Tobacco User	22	319.28	351.21
22444PA0040080	Rating Area 6	Tobacco User/Non-Tobacco User	23	319.28	351.21
22444PA0040080	Rating Area 6	Tobacco User/Non-Tobacco User	24	319.28	351.21
22444PA0040080	Rating Area 6	Tobacco User/Non-Tobacco User	25	320.56	352.48
22444PA0040080	Rating Area 6	Tobacco User/Non-Tobacco User	26	326.94	359.51
22444PA0040080	Rating Area 6	Tobacco User/Non-Tobacco User	27	334.60	368.13
22444PA0040080	Rating Area 6	Tobacco User/Non-Tobacco User	28	347.06	381.86
22444PA0040080	Rating Area 6	Tobacco User/Non-Tobacco User	29	357.27	393.03
22444PA0040080	Rating Area 6	Tobacco User/Non-Tobacco User	30	362.38	398.78
22444PA0040080	Rating Area 6	Tobacco User/Non-Tobacco User	31	370.04	407.08
22444PA0040080	Rating Area 6	Tobacco User/Non-Tobacco User	32	377.71	415.38
22444PA0040080	Rating Area 6	Tobacco User/Non-Tobacco User	33	382.50	420.81
22444PA0040080	Rating Area 6	Tobacco User/Non-Tobacco User	34	387.60	426.24
22444PA0040080	Rating Area 6	Tobacco User/Non-Tobacco User	35	390.16	429.11
22444PA0040080	Rating Area 6	Tobacco User/Non-Tobacco User	36	392.71	431.98
22444PA0040080	Rating Area 6	Tobacco User/Non-Tobacco User	37	395.27	434.86
22444PA0040080	Rating Area 6	Tobacco User/Non-Tobacco User	38	397.82	437.73
22444PA0040080	Rating Area 6	Tobacco User/Non-Tobacco User	39	402.93	443.16
22444PA0040080	Rating Area 6	Tobacco User/Non-Tobacco User	40	408.04	448.90
22444PA0040080	Rating Area 6	Tobacco User/Non-Tobacco User	41	415.70	457.21
22444PA0040080	Rating Area 6	Tobacco User/Non-Tobacco User	42	423.04	465.51
22444PA0040080	Rating Area 6	Tobacco User/Non-Tobacco User	43	433.26	476.68
22444PA0040080	Rating Area 6	Tobacco User/Non-Tobacco User	44	446.03	490.73
22444PA0040080	Rating Area 6	Tobacco User/Non-Tobacco User	45	461.04	507.01
22444PA0040080	Rating Area 6	Tobacco User/Non-Tobacco User	46	478.92	526.81
22444PA0040080	Rating Area 6	Tobacco User/Non-Tobacco User	47	499.03	548.84
22444PA0040080	Rating Area 6	Tobacco User/Non-Tobacco User	48	522.02	574.38
22444PA0040080	Rating Area 6	Tobacco User/Non-Tobacco User	49	544.69	599.28
22444PA0040080	Rating Area 6	Tobacco User/Non-Tobacco User	50	570.23	627.38
22444PA0040080	Rating Area 6	Tobacco User/Non-Tobacco User	51	595.45	655.16

22444PA0040080	Rating Area 6	Tobacco User/Non-Tobacco User	52	623.23	685.49
22444PA0040080	Rating Area 6	Tobacco User/Non-Tobacco User	53	651.33	716.46
22444PA0040080	Rating Area 6	Tobacco User/Non-Tobacco User	54	681.66	749.66
22444PA0040080	Rating Area 6	Tobacco User/Non-Tobacco User	55	711.99	783.19
22444PA0040080	Rating Area 6	Tobacco User/Non-Tobacco User	56	744.88	819.27
22444PA0040080	Rating Area 6	Tobacco User/Non-Tobacco User	57	778.08	855.98
22444PA0040080	Rating Area 6	Tobacco User/Non-Tobacco User	58	813.52	894.94
22444PA0040080	Rating Area 6	Tobacco User/Non-Tobacco User	59	831.08	914.09
22444PA0040080	Rating Area 6	Tobacco User/Non-Tobacco User	60	866.52	953.04
22444PA0040080	Rating Area 6	Tobacco User/Non-Tobacco User	61	897.17	986.89
22444PA0040080	Rating Area 6	Tobacco User/Non-Tobacco User	62	917.29	1008.92
22444PA0040080	Rating Area 6	Tobacco User/Non-Tobacco User	63	942.51	1036.70
22444PA0040080	Rating Area 6	Tobacco User/Non-Tobacco User	64 and over	957.83	1053.62
22444PA0040080	Rating Area 9	Tobacco User/Non-Tobacco User	0-14	293.10	293.10
22444PA0040080	Rating Area 9	Tobacco User/Non-Tobacco User	15	319.15	319.15
22444PA0040080	Rating Area 9	Tobacco User/Non-Tobacco User	16	329.11	329.11
22444PA0040080	Rating Area 9	Tobacco User/Non-Tobacco User	17	339.07	339.07
22444PA0040080	Rating Area 9	Tobacco User/Non-Tobacco User	18	349.80	349.80
22444PA0040080	Rating Area 9	Tobacco User/Non-Tobacco User	19	360.53	360.53
22444PA0040080	Rating Area 9	Tobacco User/Non-Tobacco User	20	371.64	371.64
22444PA0040080	Rating Area 9	Tobacco User/Non-Tobacco User	21	383.14	421.45
22444PA0040080	Rating Area 9	Tobacco User/Non-Tobacco User	22	383.14	421.45
22444PA0040080	Rating Area 9	Tobacco User/Non-Tobacco User	23	383.14	421.45
22444PA0040080	Rating Area 9	Tobacco User/Non-Tobacco User	24	383.14	421.45
22444PA0040080	Rating Area 9	Tobacco User/Non-Tobacco User	25	384.67	422.98
22444PA0040080	Rating Area 9	Tobacco User/Non-Tobacco User	26	392.33	431.41
22444PA0040080	Rating Area 9	Tobacco User/Non-Tobacco User	27	401.52	441.75
22444PA0040080	Rating Area 9	Tobacco User/Non-Tobacco User	28	416.47	458.23
22444PA0040080	Rating Area 9	Tobacco User/Non-Tobacco User	29	428.73	471.64
22444PA0040080	Rating Area 9	Tobacco User/Non-Tobacco User	30	434.86	478.53
22444PA0040080	Rating Area 9	Tobacco User/Non-Tobacco User	31	444.05	488.50
22444PA0040080	Rating Area 9	Tobacco User/Non-Tobacco User	32	453.25	498.46
22444PA0040080	Rating Area 9	Tobacco User/Non-Tobacco User	33	458.99	504.97
22444PA0040080	Rating Area 9	Tobacco User/Non-Tobacco User	34	465.12	511.48
22444PA0040080	Rating Area 9	Tobacco User/Non-Tobacco User	35	468.19	514.93
22444PA0040080	Rating Area 9	Tobacco User/Non-Tobacco User	36	471.25	518.38
22444PA0040080	Rating Area 9	Tobacco User/Non-Tobacco User	37	474.32	521.83
22444PA0040080	Rating Area 9	Tobacco User/Non-Tobacco User	38	477.38	525.28
22444PA0040080	Rating Area 9	Tobacco User/Non-Tobacco User	39	483.51	531.79
22444PA0040080	Rating Area 9	Tobacco User/Non-Tobacco User	40	489.64	538.69
22444PA0040080	Rating Area 9	Tobacco User/Non-Tobacco User	41	498.84	548.65
22444PA0040080	Rating Area 9	Tobacco User/Non-Tobacco User	42	507.65	558.61
22444PA0040080	Rating Area 9	Tobacco User/Non-Tobacco User	43	519.91	572.02
22444PA0040080	Rating Area 9	Tobacco User/Non-Tobacco User	44	535.24	588.88
22444PA0040080	Rating Area 9	Tobacco User/Non-Tobacco User	45	553.24	608.42
22444PA0040080	Rating Area 9	Tobacco User/Non-Tobacco User	46	574.70	632.17
22444PA0040080	Rating Area 9	Tobacco User/Non-Tobacco User	47	598.84	658.61
22444PA0040080	Rating Area 9	Tobacco User/Non-Tobacco User	48	626.42	689.26
22444PA0040080	Rating Area 9	Tobacco User/Non-Tobacco User	49	653.63	719.14
22444PA0040080	Rating Area 9	Tobacco User/Non-Tobacco User	50	684.28	752.86
22444PA0040080	Rating Area 9	Tobacco User/Non-Tobacco User	51	714.54	786.19
22444PA0040080	Rating Area 9	Tobacco User/Non-Tobacco User	52	747.88	822.59
22444PA0040080	Rating Area 9	Tobacco User/Non-Tobacco User	53	781.59	859.75
22444PA0040080	Rating Area 9	Tobacco User/Non-Tobacco User	54	817.99	899.60
22444PA0040080	Rating Area 9	Tobacco User/Non-Tobacco User	55	854.39	939.83
22444PA0040080	Rating Area 9	Tobacco User/Non-Tobacco User	56	893.85	983.12
22444PA0040080	Rating Area 9	Tobacco User/Non-Tobacco User	57	933.70	1027.18
22444PA0040080	Rating Area 9	Tobacco User/Non-Tobacco User	58	976.22	1073.92
22444PA0040080	Rating Area 9	Tobacco User/Non-Tobacco User	59	997.30	1096.91
22444PA0040080	Rating Area 9	Tobacco User/Non-Tobacco User	60	1039.82	1143.65
22444PA0040080	Rating Area 9	Tobacco User/Non-Tobacco User	61	1076.61	1184.27
22444PA0040080	Rating Area 9	Tobacco User/Non-Tobacco User	62	1100.74	1210.70
22444PA0040080	Rating Area 9	Tobacco User/Non-Tobacco User	63	1131.01	1244.03
22444PA0040080	Rating Area 9	Tobacco User/Non-Tobacco User	64 and over	1149.40	1264.34
22444PA0040081	Rating Area 7	Tobacco User/Non-Tobacco User	0-14	305.31	305.31
22444PA0040081	Rating Area 7	Tobacco User/Non-Tobacco User	15	332.45	332.45

22444PA0040081	Rating Area 7	Tobacco User/Non-Tobacco User	16	342.82	342.82
22444PA0040081	Rating Area 7	Tobacco User/Non-Tobacco User	17	353.20	353.20
22444PA0040081	Rating Area 7	Tobacco User/Non-Tobacco User	18	364.38	364.38
22444PA0040081	Rating Area 7	Tobacco User/Non-Tobacco User	19	375.55	375.55
22444PA0040081	Rating Area 7	Tobacco User/Non-Tobacco User	20	387.12	387.12
22444PA0040081	Rating Area 7	Tobacco User/Non-Tobacco User	21	399.10	439.01
22444PA0040081	Rating Area 7	Tobacco User/Non-Tobacco User	22	399.10	439.01
22444PA0040081	Rating Area 7	Tobacco User/Non-Tobacco User	23	399.10	439.01
22444PA0040081	Rating Area 7	Tobacco User/Non-Tobacco User	24	399.10	439.01
22444PA0040081	Rating Area 7	Tobacco User/Non-Tobacco User	25	400.69	440.60
22444PA0040081	Rating Area 7	Tobacco User/Non-Tobacco User	26	408.68	449.38
22444PA0040081	Rating Area 7	Tobacco User/Non-Tobacco User	27	418.25	460.16
22444PA0040081	Rating Area 7	Tobacco User/Non-Tobacco User	28	433.82	477.32
22444PA0040081	Rating Area 7	Tobacco User/Non-Tobacco User	29	446.59	491.29
22444PA0040081	Rating Area 7	Tobacco User/Non-Tobacco User	30	452.98	498.47
22444PA0040081	Rating Area 7	Tobacco User/Non-Tobacco User	31	462.55	508.85
22444PA0040081	Rating Area 7	Tobacco User/Non-Tobacco User	32	472.13	519.23
22444PA0040081	Rating Area 7	Tobacco User/Non-Tobacco User	33	478.12	526.01
22444PA0040081	Rating Area 7	Tobacco User/Non-Tobacco User	34	484.50	532.80
22444PA0040081	Rating Area 7	Tobacco User/Non-Tobacco User	35	487.70	536.39
22444PA0040081	Rating Area 7	Tobacco User/Non-Tobacco User	36	490.89	539.98
22444PA0040081	Rating Area 7	Tobacco User/Non-Tobacco User	37	494.08	543.57
22444PA0040081	Rating Area 7	Tobacco User/Non-Tobacco User	38	497.28	547.16
22444PA0040081	Rating Area 7	Tobacco User/Non-Tobacco User	39	503.66	553.95
22444PA0040081	Rating Area 7	Tobacco User/Non-Tobacco User	40	510.05	561.13
22444PA0040081	Rating Area 7	Tobacco User/Non-Tobacco User	41	519.62	571.51
22444PA0040081	Rating Area 7	Tobacco User/Non-Tobacco User	42	528.80	581.88
22444PA0040081	Rating Area 7	Tobacco User/Non-Tobacco User	43	541.58	595.85
22444PA0040081	Rating Area 7	Tobacco User/Non-Tobacco User	44	557.54	613.41
22444PA0040081	Rating Area 7	Tobacco User/Non-Tobacco User	45	576.30	633.77
22444PA0040081	Rating Area 7	Tobacco User/Non-Tobacco User	46	598.65	658.51
22444PA0040081	Rating Area 7	Tobacco User/Non-Tobacco User	47	623.79	686.05
22444PA0040081	Rating Area 7	Tobacco User/Non-Tobacco User	48	652.52	717.98
22444PA0040081	Rating Area 7	Tobacco User/Non-Tobacco User	49	680.86	749.11
22444PA0040081	Rating Area 7	Tobacco User/Non-Tobacco User	50	712.79	784.23
22444PA0040081	Rating Area 7	Tobacco User/Non-Tobacco User	51	744.32	818.95
22444PA0040081	Rating Area 7	Tobacco User/Non-Tobacco User	52	779.04	856.86
22444PA0040081	Rating Area 7	Tobacco User/Non-Tobacco User	53	814.16	895.57
22444PA0040081	Rating Area 7	Tobacco User/Non-Tobacco User	54	852.07	937.08
22444PA0040081	Rating Area 7	Tobacco User/Non-Tobacco User	55	889.99	978.99
22444PA0040081	Rating Area 7	Tobacco User/Non-Tobacco User	56	931.09	1024.08
22444PA0040081	Rating Area 7	Tobacco User/Non-Tobacco User	57	972.60	1069.98
22444PA0040081	Rating Area 7	Tobacco User/Non-Tobacco User	58	1016.90	1118.67
22444PA0040081	Rating Area 7	Tobacco User/Non-Tobacco User	59	1038.85	1142.62
22444PA0040081	Rating Area 7	Tobacco User/Non-Tobacco User	60	1083.15	1191.31
22444PA0040081	Rating Area 7	Tobacco User/Non-Tobacco User	61	1121.46	1233.61
22444PA0040081	Rating Area 7	Tobacco User/Non-Tobacco User	62	1146.61	1261.15
22444PA0040081	Rating Area 7	Tobacco User/Non-Tobacco User	63	1178.14	1295.87
22444PA0040081	Rating Area 7	Tobacco User/Non-Tobacco User	64 and over	1197.29	1317.02
22444PA0040081	Rating Area 9	Tobacco User/Non-Tobacco User	0-14	293.10	293.10
22444PA0040081	Rating Area 9	Tobacco User/Non-Tobacco User	15	319.15	319.15
22444PA0040081	Rating Area 9	Tobacco User/Non-Tobacco User	16	329.11	329.11
22444PA0040081	Rating Area 9	Tobacco User/Non-Tobacco User	17	339.07	339.07
22444PA0040081	Rating Area 9	Tobacco User/Non-Tobacco User	18	349.80	349.80
22444PA0040081	Rating Area 9	Tobacco User/Non-Tobacco User	19	360.53	360.53
22444PA0040081	Rating Area 9	Tobacco User/Non-Tobacco User	20	371.64	371.64
22444PA0040081	Rating Area 9	Tobacco User/Non-Tobacco User	21	383.14	421.45
22444PA0040081	Rating Area 9	Tobacco User/Non-Tobacco User	22	383.14	421.45
22444PA0040081	Rating Area 9	Tobacco User/Non-Tobacco User	23	383.14	421.45
22444PA0040081	Rating Area 9	Tobacco User/Non-Tobacco User	24	383.14	421.45
22444PA0040081	Rating Area 9	Tobacco User/Non-Tobacco User	25	384.67	422.98
22444PA0040081	Rating Area 9	Tobacco User/Non-Tobacco User	26	392.33	431.41
22444PA0040081	Rating Area 9	Tobacco User/Non-Tobacco User	27	401.52	441.75
22444PA0040081	Rating Area 9	Tobacco User/Non-Tobacco User	28	416.47	458.23
22444PA0040081	Rating Area 9	Tobacco User/Non-Tobacco User	29	428.73	471.64
22444PA0040081	Rating Area 9	Tobacco User/Non-Tobacco User	30	434.86	478.53

22444PA0040081	Rating Area 9	Tobacco User/Non-Tobacco User	31	444.05	488.50
22444PA0040081	Rating Area 9	Tobacco User/Non-Tobacco User	32	453.25	498.46
22444PA0040081	Rating Area 9	Tobacco User/Non-Tobacco User	33	458.99	504.97
22444PA0040081	Rating Area 9	Tobacco User/Non-Tobacco User	34	465.12	511.48
22444PA0040081	Rating Area 9	Tobacco User/Non-Tobacco User	35	468.19	514.93
22444PA0040081	Rating Area 9	Tobacco User/Non-Tobacco User	36	471.25	518.38
22444PA0040081	Rating Area 9	Tobacco User/Non-Tobacco User	37	474.32	521.83
22444PA0040081	Rating Area 9	Tobacco User/Non-Tobacco User	38	477.38	525.28
22444PA0040081	Rating Area 9	Tobacco User/Non-Tobacco User	39	483.51	531.79
22444PA0040081	Rating Area 9	Tobacco User/Non-Tobacco User	40	489.64	538.69
22444PA0040081	Rating Area 9	Tobacco User/Non-Tobacco User	41	498.84	548.65
22444PA0040081	Rating Area 9	Tobacco User/Non-Tobacco User	42	507.65	558.61
22444PA0040081	Rating Area 9	Tobacco User/Non-Tobacco User	43	519.91	572.02
22444PA0040081	Rating Area 9	Tobacco User/Non-Tobacco User	44	535.24	588.88
22444PA0040081	Rating Area 9	Tobacco User/Non-Tobacco User	45	553.24	608.42
22444PA0040081	Rating Area 9	Tobacco User/Non-Tobacco User	46	574.70	632.17
22444PA0040081	Rating Area 9	Tobacco User/Non-Tobacco User	47	598.84	658.61
22444PA0040081	Rating Area 9	Tobacco User/Non-Tobacco User	48	626.42	689.26
22444PA0040081	Rating Area 9	Tobacco User/Non-Tobacco User	49	653.63	719.14
22444PA0040081	Rating Area 9	Tobacco User/Non-Tobacco User	50	684.28	752.86
22444PA0040081	Rating Area 9	Tobacco User/Non-Tobacco User	51	714.54	786.19
22444PA0040081	Rating Area 9	Tobacco User/Non-Tobacco User	52	747.88	822.59
22444PA0040081	Rating Area 9	Tobacco User/Non-Tobacco User	53	781.59	859.75
22444PA0040081	Rating Area 9	Tobacco User/Non-Tobacco User	54	817.99	899.60
22444PA0040081	Rating Area 9	Tobacco User/Non-Tobacco User	55	854.39	939.83
22444PA0040081	Rating Area 9	Tobacco User/Non-Tobacco User	56	893.85	983.12
22444PA0040081	Rating Area 9	Tobacco User/Non-Tobacco User	57	933.70	1027.18
22444PA0040081	Rating Area 9	Tobacco User/Non-Tobacco User	58	976.22	1073.92
22444PA0040081	Rating Area 9	Tobacco User/Non-Tobacco User	59	997.30	1096.91
22444PA0040081	Rating Area 9	Tobacco User/Non-Tobacco User	60	1039.82	1143.65
22444PA0040081	Rating Area 9	Tobacco User/Non-Tobacco User	61	1076.61	1184.27
22444PA0040081	Rating Area 9	Tobacco User/Non-Tobacco User	62	1100.74	1210.70
22444PA0040081	Rating Area 9	Tobacco User/Non-Tobacco User	63	1131.01	1244.03
22444PA0040081	Rating Area 9	Tobacco User/Non-Tobacco User	64 and over	1149.40	1264.34
22444PA0040082	Rating Area 6	Tobacco User/Non-Tobacco User	0-14	244.25	244.25
22444PA0040082	Rating Area 6	Tobacco User/Non-Tobacco User	15	265.96	265.96
22444PA0040082	Rating Area 6	Tobacco User/Non-Tobacco User	16	274.26	274.26
22444PA0040082	Rating Area 6	Tobacco User/Non-Tobacco User	17	282.56	282.56
22444PA0040082	Rating Area 6	Tobacco User/Non-Tobacco User	18	291.50	291.50
22444PA0040082	Rating Area 6	Tobacco User/Non-Tobacco User	19	300.44	300.44
22444PA0040082	Rating Area 6	Tobacco User/Non-Tobacco User	20	309.70	309.70
22444PA0040082	Rating Area 6	Tobacco User/Non-Tobacco User	21	319.28	351.21
22444PA0040082	Rating Area 6	Tobacco User/Non-Tobacco User	22	319.28	351.21
22444PA0040082	Rating Area 6	Tobacco User/Non-Tobacco User	23	319.28	351.21
22444PA0040082	Rating Area 6	Tobacco User/Non-Tobacco User	24	319.28	351.21
22444PA0040082	Rating Area 6	Tobacco User/Non-Tobacco User	25	320.56	352.48
22444PA0040082	Rating Area 6	Tobacco User/Non-Tobacco User	26	326.94	359.51
22444PA0040082	Rating Area 6	Tobacco User/Non-Tobacco User	27	334.60	368.13
22444PA0040082	Rating Area 6	Tobacco User/Non-Tobacco User	28	347.06	381.86
22444PA0040082	Rating Area 6	Tobacco User/Non-Tobacco User	29	357.27	393.03
22444PA0040082	Rating Area 6	Tobacco User/Non-Tobacco User	30	362.38	398.78
22444PA0040082	Rating Area 6	Tobacco User/Non-Tobacco User	31	370.04	407.08
22444PA0040082	Rating Area 6	Tobacco User/Non-Tobacco User	32	377.71	415.38
22444PA0040082	Rating Area 6	Tobacco User/Non-Tobacco User	33	382.50	420.81
22444PA0040082	Rating Area 6	Tobacco User/Non-Tobacco User	34	387.60	426.24
22444PA0040082	Rating Area 6	Tobacco User/Non-Tobacco User	35	390.16	429.11
22444PA0040082	Rating Area 6	Tobacco User/Non-Tobacco User	36	392.71	431.98
22444PA0040082	Rating Area 6	Tobacco User/Non-Tobacco User	37	395.27	434.86
22444PA0040082	Rating Area 6	Tobacco User/Non-Tobacco User	38	397.82	437.73
22444PA0040082	Rating Area 6	Tobacco User/Non-Tobacco User	39	402.93	443.16
22444PA0040082	Rating Area 6	Tobacco User/Non-Tobacco User	40	408.04	448.90
22444PA0040082	Rating Area 6	Tobacco User/Non-Tobacco User	41	415.70	457.21
22444PA0040082	Rating Area 6	Tobacco User/Non-Tobacco User	42	423.04	465.51
22444PA0040082	Rating Area 6	Tobacco User/Non-Tobacco User	43	433.26	476.68
22444PA0040082	Rating Area 6	Tobacco User/Non-Tobacco User	44	446.03	490.73
22444PA0040082	Rating Area 6	Tobacco User/Non-Tobacco User	45	461.04	507.01

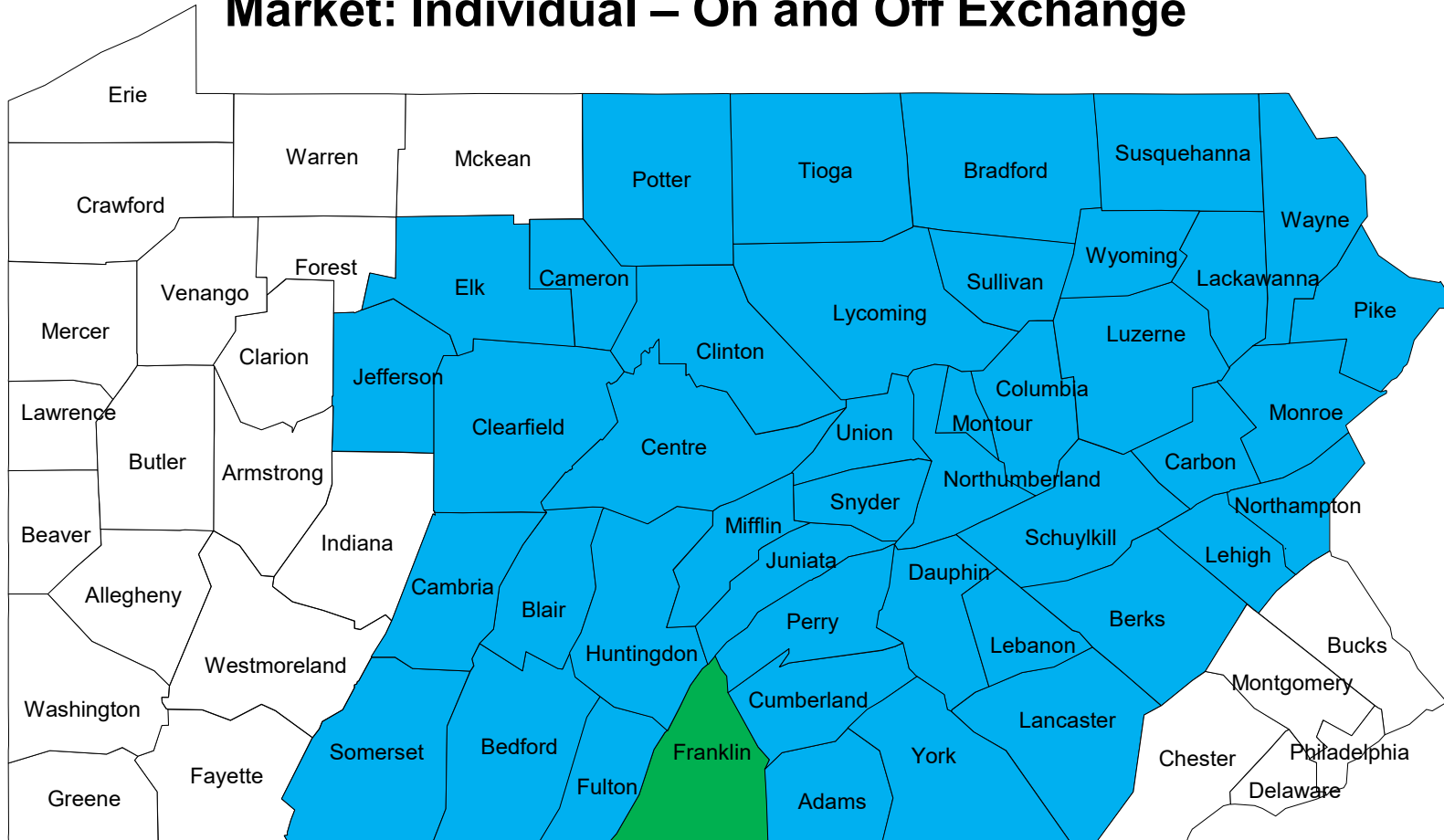
22444PA0040082	Rating Area 6	Tobacco User/Non-Tobacco User	46	478.92	526.81
22444PA0040082	Rating Area 6	Tobacco User/Non-Tobacco User	47	499.03	548.84
22444PA0040082	Rating Area 6	Tobacco User/Non-Tobacco User	48	522.02	574.38
22444PA0040082	Rating Area 6	Tobacco User/Non-Tobacco User	49	544.69	599.28
22444PA0040082	Rating Area 6	Tobacco User/Non-Tobacco User	50	570.23	627.38
22444PA0040082	Rating Area 6	Tobacco User/Non-Tobacco User	51	595.45	655.16
22444PA0040082	Rating Area 6	Tobacco User/Non-Tobacco User	52	623.23	685.49
22444PA0040082	Rating Area 6	Tobacco User/Non-Tobacco User	53	651.33	716.46
22444PA0040082	Rating Area 6	Tobacco User/Non-Tobacco User	54	681.66	749.66
22444PA0040082	Rating Area 6	Tobacco User/Non-Tobacco User	55	711.99	783.19
22444PA0040082	Rating Area 6	Tobacco User/Non-Tobacco User	56	744.88	819.27
22444PA0040082	Rating Area 6	Tobacco User/Non-Tobacco User	57	778.08	855.98
22444PA0040082	Rating Area 6	Tobacco User/Non-Tobacco User	58	813.52	894.94
22444PA0040082	Rating Area 6	Tobacco User/Non-Tobacco User	59	831.08	914.09
22444PA0040082	Rating Area 6	Tobacco User/Non-Tobacco User	60	866.52	953.04
22444PA0040082	Rating Area 6	Tobacco User/Non-Tobacco User	61	897.17	986.89
22444PA0040082	Rating Area 6	Tobacco User/Non-Tobacco User	62	917.29	1008.92
22444PA0040082	Rating Area 6	Tobacco User/Non-Tobacco User	63	942.51	1036.70
22444PA0040082	Rating Area 6	Tobacco User/Non-Tobacco User	64 and over	957.83	1053.62
22444PA0040085	Rating Area 2	Tobacco User/Non-Tobacco User	0-14	244.25	244.25
22444PA0040085	Rating Area 2	Tobacco User/Non-Tobacco User	15	265.96	265.96
22444PA0040085	Rating Area 2	Tobacco User/Non-Tobacco User	16	274.26	274.26
22444PA0040085	Rating Area 2	Tobacco User/Non-Tobacco User	17	282.56	282.56
22444PA0040085	Rating Area 2	Tobacco User/Non-Tobacco User	18	291.50	291.50
22444PA0040085	Rating Area 2	Tobacco User/Non-Tobacco User	19	300.44	300.44
22444PA0040085	Rating Area 2	Tobacco User/Non-Tobacco User	20	309.70	309.70
22444PA0040085	Rating Area 2	Tobacco User/Non-Tobacco User	21	319.28	351.21
22444PA0040085	Rating Area 2	Tobacco User/Non-Tobacco User	22	319.28	351.21
22444PA0040085	Rating Area 2	Tobacco User/Non-Tobacco User	23	319.28	351.21
22444PA0040085	Rating Area 2	Tobacco User/Non-Tobacco User	24	319.28	351.21
22444PA0040085	Rating Area 2	Tobacco User/Non-Tobacco User	25	320.56	352.48
22444PA0040085	Rating Area 2	Tobacco User/Non-Tobacco User	26	326.94	359.51
22444PA0040085	Rating Area 2	Tobacco User/Non-Tobacco User	27	334.60	368.13
22444PA0040085	Rating Area 2	Tobacco User/Non-Tobacco User	28	347.06	381.86
22444PA0040085	Rating Area 2	Tobacco User/Non-Tobacco User	29	357.27	393.03
22444PA0040085	Rating Area 2	Tobacco User/Non-Tobacco User	30	362.38	398.78
22444PA0040085	Rating Area 2	Tobacco User/Non-Tobacco User	31	370.04	407.08
22444PA0040085	Rating Area 2	Tobacco User/Non-Tobacco User	32	377.71	415.38
22444PA0040085	Rating Area 2	Tobacco User/Non-Tobacco User	33	382.50	420.81
22444PA0040085	Rating Area 2	Tobacco User/Non-Tobacco User	34	387.60	426.24
22444PA0040085	Rating Area 2	Tobacco User/Non-Tobacco User	35	390.16	429.11
22444PA0040085	Rating Area 2	Tobacco User/Non-Tobacco User	36	392.71	431.98
22444PA0040085	Rating Area 2	Tobacco User/Non-Tobacco User	37	395.27	434.86
22444PA0040085	Rating Area 2	Tobacco User/Non-Tobacco User	38	397.82	437.73
22444PA0040085	Rating Area 2	Tobacco User/Non-Tobacco User	39	402.93	443.16
22444PA0040085	Rating Area 2	Tobacco User/Non-Tobacco User	40	408.04	448.90
22444PA0040085	Rating Area 2	Tobacco User/Non-Tobacco User	41	415.70	457.21
22444PA0040085	Rating Area 2	Tobacco User/Non-Tobacco User	42	423.04	465.51
22444PA0040085	Rating Area 2	Tobacco User/Non-Tobacco User	43	433.26	476.68
22444PA0040085	Rating Area 2	Tobacco User/Non-Tobacco User	44	446.03	490.73
22444PA0040085	Rating Area 2	Tobacco User/Non-Tobacco User	45	461.04	507.01
22444PA0040085	Rating Area 2	Tobacco User/Non-Tobacco User	46	478.92	526.81
22444PA0040085	Rating Area 2	Tobacco User/Non-Tobacco User	47	499.03	548.84
22444PA0040085	Rating Area 2	Tobacco User/Non-Tobacco User	48	522.02	574.38
22444PA0040085	Rating Area 2	Tobacco User/Non-Tobacco User	49	544.69	599.28
22444PA0040085	Rating Area 2	Tobacco User/Non-Tobacco User	50	570.23	627.38
22444PA0040085	Rating Area 2	Tobacco User/Non-Tobacco User	51	595.45	655.16
22444PA0040085	Rating Area 2	Tobacco User/Non-Tobacco User	52	623.23	685.49
22444PA0040085	Rating Area 2	Tobacco User/Non-Tobacco User	53	651.33	716.46
22444PA0040085	Rating Area 2	Tobacco User/Non-Tobacco User	54	681.66	749.66
22444PA0040085	Rating Area 2	Tobacco User/Non-Tobacco User	55	711.99	783.19
22444PA0040085	Rating Area 2	Tobacco User/Non-Tobacco User	56	744.88	819.27
22444PA0040085	Rating Area 2	Tobacco User/Non-Tobacco User	57	778.08	855.98
22444PA0040085	Rating Area 2	Tobacco User/Non-Tobacco User	58	813.52	894.94
22444PA0040085	Rating Area 2	Tobacco User/Non-Tobacco User	59	831.08	914.09
22444PA0040085	Rating Area 2	Tobacco User/Non-Tobacco User	60	866.52	953.04

22444PA0040085	Rating Area 2	Tobacco User/Non-Tobacco User	61	897.17	986.89
22444PA0040085	Rating Area 2	Tobacco User/Non-Tobacco User	62	917.29	1008.92
22444PA0040085	Rating Area 2	Tobacco User/Non-Tobacco User	63	942.51	1036.70
22444PA0040085	Rating Area 2	Tobacco User/Non-Tobacco User	64 and over	957.83	1053.62
22444PA0040085	Rating Area 5	Tobacco User/Non-Tobacco User	0-14	232.04	232.04
22444PA0040085	Rating Area 5	Tobacco User/Non-Tobacco User	15	252.66	252.66
22444PA0040085	Rating Area 5	Tobacco User/Non-Tobacco User	16	260.55	260.55
22444PA0040085	Rating Area 5	Tobacco User/Non-Tobacco User	17	268.43	268.43
22444PA0040085	Rating Area 5	Tobacco User/Non-Tobacco User	18	276.93	276.93
22444PA0040085	Rating Area 5	Tobacco User/Non-Tobacco User	19	285.42	285.42
22444PA0040085	Rating Area 5	Tobacco User/Non-Tobacco User	20	294.21	294.21
22444PA0040085	Rating Area 5	Tobacco User/Non-Tobacco User	21	303.32	333.65
22444PA0040085	Rating Area 5	Tobacco User/Non-Tobacco User	22	303.32	333.65
22444PA0040085	Rating Area 5	Tobacco User/Non-Tobacco User	23	303.32	333.65
22444PA0040085	Rating Area 5	Tobacco User/Non-Tobacco User	24	303.32	333.65
22444PA0040085	Rating Area 5	Tobacco User/Non-Tobacco User	25	304.53	334.86
22444PA0040085	Rating Area 5	Tobacco User/Non-Tobacco User	26	310.59	341.53
22444PA0040085	Rating Area 5	Tobacco User/Non-Tobacco User	27	317.87	349.72
22444PA0040085	Rating Area 5	Tobacco User/Non-Tobacco User	28	329.70	362.76
22444PA0040085	Rating Area 5	Tobacco User/Non-Tobacco User	29	339.41	373.38
22444PA0040085	Rating Area 5	Tobacco User/Non-Tobacco User	30	344.26	378.84
22444PA0040085	Rating Area 5	Tobacco User/Non-Tobacco User	31	351.54	386.73
22444PA0040085	Rating Area 5	Tobacco User/Non-Tobacco User	32	358.82	394.61
22444PA0040085	Rating Area 5	Tobacco User/Non-Tobacco User	33	363.37	399.77
22444PA0040085	Rating Area 5	Tobacco User/Non-Tobacco User	34	368.22	404.92
22444PA0040085	Rating Area 5	Tobacco User/Non-Tobacco User	35	370.65	407.65
22444PA0040085	Rating Area 5	Tobacco User/Non-Tobacco User	36	373.08	410.38
22444PA0040085	Rating Area 5	Tobacco User/Non-Tobacco User	37	375.50	413.11
22444PA0040085	Rating Area 5	Tobacco User/Non-Tobacco User	38	377.93	415.84
22444PA0040085	Rating Area 5	Tobacco User/Non-Tobacco User	39	382.78	421.00
22444PA0040085	Rating Area 5	Tobacco User/Non-Tobacco User	40	387.64	426.46
22444PA0040085	Rating Area 5	Tobacco User/Non-Tobacco User	41	394.91	434.35
22444PA0040085	Rating Area 5	Tobacco User/Non-Tobacco User	42	401.89	442.23
22444PA0040085	Rating Area 5	Tobacco User/Non-Tobacco User	43	411.60	452.85
22444PA0040085	Rating Area 5	Tobacco User/Non-Tobacco User	44	423.73	466.19
22444PA0040085	Rating Area 5	Tobacco User/Non-Tobacco User	45	437.99	481.66
22444PA0040085	Rating Area 5	Tobacco User/Non-Tobacco User	46	454.97	500.47
22444PA0040085	Rating Area 5	Tobacco User/Non-Tobacco User	47	474.08	521.40
22444PA0040085	Rating Area 5	Tobacco User/Non-Tobacco User	48	495.92	545.66
22444PA0040085	Rating Area 5	Tobacco User/Non-Tobacco User	49	517.45	569.32
22444PA0040085	Rating Area 5	Tobacco User/Non-Tobacco User	50	541.72	596.01
22444PA0040085	Rating Area 5	Tobacco User/Non-Tobacco User	51	565.68	622.40
22444PA0040085	Rating Area 5	Tobacco User/Non-Tobacco User	52	592.07	651.22
22444PA0040085	Rating Area 5	Tobacco User/Non-Tobacco User	53	618.76	680.64
22444PA0040085	Rating Area 5	Tobacco User/Non-Tobacco User	54	647.58	712.18
22444PA0040085	Rating Area 5	Tobacco User/Non-Tobacco User	55	676.39	744.03
22444PA0040085	Rating Area 5	Tobacco User/Non-Tobacco User	56	707.63	778.30
22444PA0040085	Rating Area 5	Tobacco User/Non-Tobacco User	57	739.18	813.19
22444PA0040085	Rating Area 5	Tobacco User/Non-Tobacco User	58	772.84	850.19
22444PA0040085	Rating Area 5	Tobacco User/Non-Tobacco User	59	789.53	868.39
22444PA0040085	Rating Area 5	Tobacco User/Non-Tobacco User	60	823.19	905.39
22444PA0040085	Rating Area 5	Tobacco User/Non-Tobacco User	61	852.31	937.54
22444PA0040085	Rating Area 5	Tobacco User/Non-Tobacco User	62	871.42	958.47
22444PA0040085	Rating Area 5	Tobacco User/Non-Tobacco User	63	895.38	984.86
22444PA0040085	Rating Area 5	Tobacco User/Non-Tobacco User	64 and over	909.94	1000.94

2024 to 2025 Service Area

Issuer: Geisinger Health Plan (22444)

Market: Individual – On and Off Exchange



Key	
■	2024 and 2025 On and Off Exchange Counties
■	New County Added in 2025 On and Off Exchange