



# Workers Compensation Security Fund Annual Report 2014-2015



**TABLE OF CONTENTS**

I. Executive Summary .....3-4

II. Security Fund Background.....5

III. Liquidation Process.....6  
*Chart Summary Information by Liquidator.....6-9*

IV. Claim Highlights of 2014/2015.....10  
*Chart Open Claim Count by Occurrence Date.....11*  
*Chart Claim Closings by Year.....12*  
*Chart Open Claims by Claim Type.....13*  
*Chart Open Claim Count by Type.....14*

A. Medical Savings.....15

B. Prescription Drug Program.....15-16  
*Chart WCSF Pharmacy Subcategories.....16*

C. Compromise & Release Agreement.....16  
*Chart Number of Compromise and Release Agreements.....17*

D. Fraud Prevention Measures.....17-18

E. Liquidations.....18

F. Technological Enhancements.....18

V. Financial Highlights of 2014/2015.....19  
*Chart Total Benefits Paid by Fiscal Years.....19*  
*Chart Percentage Paid by Financial Category.....20*  
*Chart Amount Paid by Fiscal Year by Financial Category.....21*  
*Chart Total Incurred by Liquidator.....22*

A. Funding.....23  
*Chart Funding Sources.....23*

## EXECUTIVE SUMMARY

The Pennsylvania Workers' Compensation Security Fund (Security Fund) is part of the Bureau of Special Funds (Bureau) in the Pennsylvania Insurance Department. The Security Fund provides claim payments to individuals entitled to benefits under the Pennsylvania Workers' Compensation Act when the insurance companies that were originally providing benefits are insolvent and in liquidation. To date, claims have originated from seven Pennsylvania domestic and 38 foreign liquidated insurers.

The goal of the Security Fund is to administer all eligible claims consistent with the Pennsylvania Workers' Compensation Act, the Security Fund Act, and insurance industry's best claim practices while operating in a cost effective, efficient and responsible manner. The Bureau works together with a third party administrator, AmeriHealth Casualty Services (AHCS), to provide quality claims management services in pursuit of this goal.

As of June 30, 2015, the Security Fund had a fund balance of \$779,948,845. Benefits paid during 2014-2015 were \$30,123,327. Also as of June 30, 2015, there were 1,166 pending claims with reserves totaling \$285,625,805. The ongoing review of each claim to address appropriate reserving is of primary importance to ensure the appropriate funding necessary to meet the Security Fund's fiduciary responsibility. Over the past fiscal year, 2,087 reserve reviews were completed.

Periodically, the Security Fund subjects the claims data to analysis by an independent outside actuary to determine ultimate liability. The most recent independent analysis issued July 7, 2015 was completed by Aon Risk Solutions. Aon determined that based on data valued as of March 31, 2015 ultimate liabilities were \$447,532,06.

Since September 1, 2009, AHCS has provided the Bureau of Special Funds with claims administration and managed care services for the Security Fund program. AHCS is a wholly owned subsidiary of Independence Blue Cross of Philadelphia, Pennsylvania. AHCS is a full service provider of workers' compensation and disability third party administrative (TPA) services, including occupational health networks and medical case management. AHCS currently employs 200 workers' compensation professionals, including the seven claim professionals and one Nurse Case Manager dedicated to the Security Fund at its locations in Camp Hill, Pittsburgh and Philadelphia, Pennsylvania.

As third party administrator, AHCS provides the following to fulfill the Security Fund's requirements of obtaining quality claims administration:

- A team of seven claim professionals experienced in Pennsylvania and Black Lung workers' compensation exposures
- A medical network which provides savings through in-house repricing capabilities
- Information systems that integrate all claim service processes, including record storage, into one internet accessible interface.

The services provided by or coordinated through AHCS include:

- All customary workers' compensation claims administration services
- Coordination of claim related services, such as vocational rehabilitation, repricing and prescription drug management programs
- The processing of electronic data transfer of medical, indemnity and expense related payments to the Commonwealth for payment by the Department of Treasury
- The provision of necessary reports for the Security Fund to evaluate and monitor claims activity and program operations
- Regular electronic reporting to Centers for Medicare & Medicaid Services (CMS) including all required claim reporting services and data collection
- Reporting of monthly and quarterly claims and administrative expenses to all Liquidators in NAIC UDS format.

The Security Fund or AmeriHealth Casualty Services may be contacted through the addresses below:

PA Workers' Compensation Security Fund  
901 North Seventh Street  
Harrisburg, PA 17102  
717-783-8093  
[www.insurance.pa.gov](http://www.insurance.pa.gov)

AmeriHealth Casualty Services  
100 Corporate Center Drive, Suite 101  
Camp Hill, PA 17011  
1-800-719-2889

## SECURITY FUND BACKGROUND

*The Pennsylvania Workers' Compensation Security Fund (Security Fund) was created by an Act of the Pennsylvania legislature on July 11, 1937, known as Act 470 (the Act). The purpose of the Act at that time was to "establish funds to provide security for the payment of benefits in the event of the insolvency of an insurance carrier authorized to write workers' compensation insurance in this Commonwealth; and to provide for the administration thereof." The Act was amended on April 13, 1988; becoming Act 48; to include certain "insurers under the Federal Longshore and Harbor Workers' Compensation Act."*

The Security Fund serves as a guaranty fund which provides claims payments to individuals entitled to benefits under the Pennsylvania Workers' Compensation law (statutory benefits). These benefits would have been paid by insurance companies licensed in Pennsylvania except that such companies have been placed in liquidation by a court in their state of domicile. The responsibility of the Security Fund is limited to those benefits payable in accordance with the requirements of the Security Fund Act, the Pennsylvania Workers' Compensation Act (WC Act) or Longshore and Harbor Workers' Compensation Act, as applicable.

The Security Fund generates income from its investments and receives distributions from the estates of liquidated insurers.

In addition, funds are generated from an assessment on workers' compensation written premiums of insurance companies currently providing workers' compensation coverage in the state of Pennsylvania. If, due to the payment of liabilities, the Security Fund balance is reduced below \$500 million as of December 31<sup>st</sup> of any year, an assessment is issued. The most recent assessment was issued in 2009 based on the December 31, 2008 fund balance.

A contracted third party administrator, AHCS, provides claims administration services to the Security Fund including managed care services, auditing provider invoices and coordination with Security Fund outside counsel on matters of litigation.

The Security Fund is required to meet the mandatory reporting requirements as set forth under Section 111 of CMS. Since the inception of the Medicare Program in 1965, Medicare has been the secondary payer of workers compensation benefits. AHCS electronically exchanges health insurance benefits entitlement information quarterly with CMS and submits the Section 111 reporting for the Security Fund.

The Security Fund has also engaged in a Memorandum of Understanding with PACE in the Department of Aging to provide pharmacy benefits management. The maximum allowed by the WC Act for prescription medications is 10% above the Average Wholesale Price (AWP). Through the PACE Program, the Security Fund is provided a discount on the cost of prescription medication that is below the AWP.

## LIQUIDATION PROCESS

The Security Fund was created for the purpose of assuring that payment of valid workers' compensation benefits are made to those entitled individuals as provided by the Pennsylvania Act who were insured by an insurance carrier previously authorized to write workers' compensation insurance in Pennsylvania but was deemed insolvent and placed into liquidation.

The Security Fund has effectively managed the liquidation of 45 estates and currently has 1,166 open claims. The reserves on these claims including indemnity, medical, rehabilitation and claim expense totals approximately \$285,625,805. When liquidation does occur, it is important for the Security Fund to be prepared. This preparation includes specific liquidation procedures and a commitment from Security Fund staff and the contracted claims administrator to provide timely reviews of all open claim files and assure all eligible claimants and providers are paid on a timely and accurate basis. The Security Fund's objective is to have all eligible claimants continue to receive their indemnity benefits immediately and without interruption. Pertinent legal issues also need to be addressed promptly on open claims. Many times the Security Fund will place a request with the Department of Labor and Industry for a "stay" of all legal proceedings involving the liquidated company. The stay is usually included in the liquidation order and is typically in effect for 90 days from the date of the order. This provides the Security Fund time to properly identify and address the legal issues on the claim files.

There was one new liquidation for the Security Fund in the fiscal year 2014-2015; Freestone Insurance Company, previously known as Dallas National Insurance Company, August 15, 2014.

The following list of open and closed claims, broken down by liquidator, provides an overview of claims status. Other claim information is provided to the Security Fund through ad-hoc reports developed on AHCS's online tools: *CSinet* and Business Objects.

Liquidator	Date of Liquidation	Domiciled State	Total Claims	Open Count	Closed Count	Percentage Closed	Paid to Date	Outstanding	Incurred
American Mutual Insurance Co. of Boston	3/9/89	MA	421	18	403	96%	\$24,069,677	\$2,681,827	\$26,751,504
American Mutual Liability Insurance Co.	3/9/89	MA	734	28	706	96%	\$43,424,048	\$3,254,798	\$46,678,846
American Universal Insurance Co.	1/8/91	RI	24	1	23	96%	\$1,703,996	\$864,833	\$2,568,829
Atlantic Mutual Insurance Co.	4/27/11	NY	38	22	16	42%	\$2,074,489	\$3,096,863	\$5,171,352
Cal Comp Insurance Co.	9/26/00	CA	1	0	1	100%	\$0	\$0	\$0

Carriers Insurance Co.	1/16/86	IA	82	1	81	99%	\$9,938,453	\$64,534	\$10,002,987
Casualty Reciprocal Exchange	8/18/04	MO	218	28	190	87%	\$19,562,837	\$10,940,168	\$30,503,005
Centennial Insurance Co.	4/27/11	NY	23	16	7	30%	\$1,925,716	\$3,042,130	\$4,967,846
Commercial Compensation Casualty Co.	9/26/00	CA	533	4	529	99%	\$10,531,748	\$3,813,485	\$14,345,233
Consolidated Mutual Insurance Co.	5/31/79	NY	5	0	5	100%	\$264,753	\$0	\$264,753
Credit General Insurance Co.	1/5/01	OH	470	7	463	99%	\$15,471,680	\$2,989,717	\$18,461,397
Employers Casualty Co.	2/11/94	TX	70	4	66	94%	\$7,327,056	\$883,472	\$8,210,528
Employers National Ins. Co.	2/11/94	TX	3	0	3	100%	\$377,694	\$0	\$377,694
Enterprise Insurance Co.	2/24/87	CA	1	0	1	100%	\$232	\$0	\$232
Freestone Insurance Co.	8/15/14	DE	325	145	180	55%	\$6,535,229	\$15,095,908	\$21,631,137
Fremont Indemnity Company	7/2/03	CA	37	2	35	95%	\$4,743,375	\$4,275,991	\$9,019,366
Frontier Insurance Co.	11/16/12	NY	9	7	2	22%	\$709,786	\$2,797,179	\$3,506,965
Ideal Mutual Insurance Co.	2/7/85	NY	489	5	484	99%	\$11,873,648	\$681,617	\$12,555,265
Imperial Casualty and Indemnity Co.	5/12/10	OK	56	4	52	93%	\$2,100,156	\$1,650,717	\$3,750,873

Integrity Insurance Company	3/25/87	NJ	58	0	58	100%	\$446,376	\$0	\$446,376
Intercontinental Insurance Co.	1/12/90	IL	4	0	4	100%	\$8,129	\$0	\$8,129
Legion Insurance Co.	7/28/03	PA	739	56	683	92%	\$56,296,435	\$18,571,991	\$74,868,426
LMI Insurance Co.	5/22/00	OH	21	4	17	81%	\$1,776,555	\$713,086	\$2,489,641
Lumbermens Mutual Casualty Co.	5/10/13	IL	187	128	59	32%	\$6,474,126	\$32,924,881	\$39,399,007
Mastercare Insurance Company	7/14/03	NJ	12	0	12	100%	\$779,329	\$0	\$779,329
Midland Insurance Co.	4/3/86	NY	176	1	175	99%	\$11,633,564	\$30,780	\$11,664,344
Mission Insurance Co.	2/24/87	CA	175	10	165	94%	\$10,219,689	\$2,942,986	\$13,162,675
Mission National Insurance Co.	2/24/87	CA	75	2	73	97%	\$4,409,258	\$138,552	\$4,547,810
Northeastern Fire Insurance Co.	6/1/84	PA	1	0	1	100%	\$20,995	\$0	\$20,995
Park Avenue Property and Casualty Insurance Co.	11/20/09	OK	1	0	1	100%	\$35,199	\$0	\$35,199
PHICO Insurance Co.	2/1/02	PA	1,832	123	1,709	93%	\$83,289,772	\$36,470,241	\$119,760,013
Reliance Insurance Co.	10/3/01	PA	3,036	147	2,889	95%	\$175,818,232	\$57,358,770	\$233,177,002
Rockwood Insurance Co.	8/26/91	PA	1,895	126	1,769	93%	\$138,514,023	\$20,053,493	\$158,567,516



Security Fund Defense Only			48	0	48	100%	\$42,400	\$0	\$42,400
Shelby Casualty Insurance Co.	8/1/06	TX	7	2	5	71%	\$349,027	\$17,897	\$366,924
The Shelby Insurance Co.	8/1/06	TX	8	1	7	88%	\$349,189	\$139,266	\$488,455
State Auto Insurance Assoc.	12/22/92	IN	15	0	15	100%	\$52,873	\$0	\$52,873
State Capital Insurance Co.	6/21/04	NC	4	0	4	100%	\$343,732	\$0	\$343,732
The Home Insurance Co.	6/13/03	NH	622	159	463	74%	\$45,312,613	\$33,044,027	\$78,356,640
Transit Casualty Co.	12/3/85	MO	60	0	60	100%	\$1,324,870	\$0	\$1,324,870
Ullico Casualty Co.	5/30/13	DE	161	33	128	80%	\$6,646,360	\$8,939,684	\$15,586,044
United Community Insurance Co.	7/7/94	NY	191	2	189	99%	\$12,207,098	\$273,912	\$12,481,010
Villanova Insurance Co.	7/28/03	PA	291	10	281	97%	\$23,854,480	\$2,832,152	\$26,686,632
Warwick Insurance Co.	6/22/93	NJ	5	0	5	100%	\$170,141	\$0	\$170,141
Western Employers Ins. Co.	4/19/91	CA	40	1	39	98%	\$1,757,983	\$80,212	\$1,838,195
Westmoreland Casualty Insurance	9/27/88	PA	3,833	69	3,764	98%	\$186,736,411	\$14,960,636	\$201,697,047
<b>TOTALS</b>			<b>17,036</b>	<b>1,166</b>	<b>15,870</b>	<b>93%</b>	<b>\$931,503,452</b>	<b>\$285,625,805</b>	<b>\$1,217,129,257</b>

## CLAIM HIGHLIGHTS 2014-2015

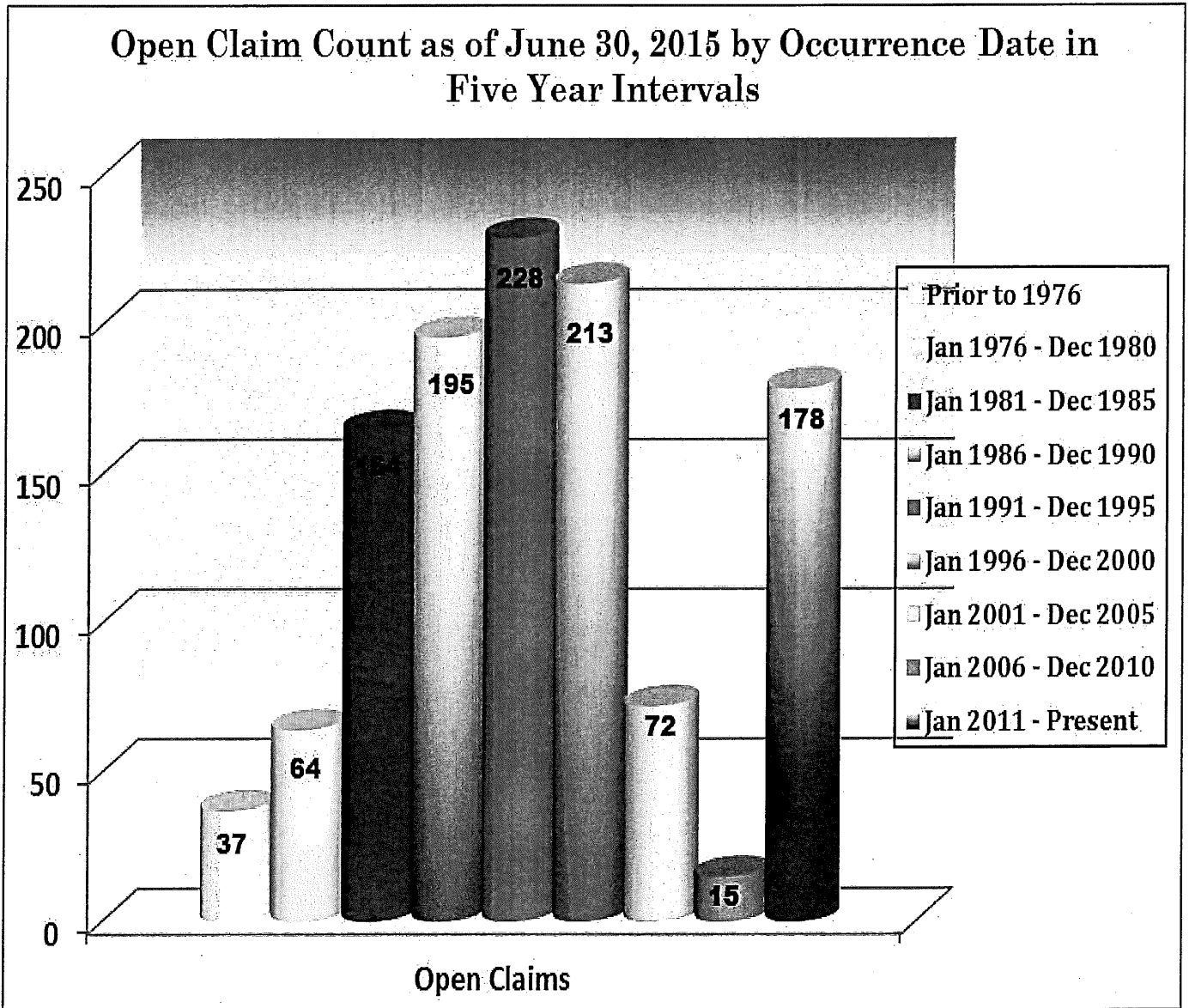
The Security Fund, with reports from AHCS, monitors the number of claims closed in any given fiscal year, and also what type of claims were involved in the closing process, such as medical-only, legal, indemnity-only, rehabilitation-only or expense/record only. The Security Fund has 401 indemnity claims and 765 medical claims open as of June 30, 2015.

During the fiscal year 2010-2011, AHCS implemented a new funded employment strategy as a means of settlement for the claims that the injured workers' remained out of work and settlement negotiations for compromising and releasing the Security Fund from liability had stalled. A total of 45 cases have been assigned to the firm Perivolas, LLC. Of the 45 cases, three cases were fully resolved and eight cases resolved the indemnity benefits in fiscal year 2014-2015. The resolution of the 11 cases reduced outstanding lifetime reserves by \$2,892,136. Claims continue to be reviewed monthly with Perivolas and new assignments are referred on a case-by-case basis depending on the most recent medical release to return the claimant to some type of gainful employment. Since inception, 18 cases have fully resolved and 16 cases resolved indemnity only. The WCSF and AHC are exploring the possibility of engaging an additional funded program which allows people to work from home, which could offer employment opportunities to claimants with very sedentary and/or driving restrictions.


AHCS also conducts periodic claim reviews with the staff from the Security Fund. Cases are evaluated for compromise and release as well as for overall claim strategy, reserving and action plans on cases reviewed with claims managers and adjusters. During the past fiscal year, 2,249 status reports were completed on the open claims.

Fiscal year 2014-2015 included AHCS's continued medical cost containment program. The network savings totaled \$3,580,313 for an overall average savings below the Pennsylvania State Fee Schedule of 18%. In 2014-2015 the Security Fund continued the programs with PACE and AHCS's pharmacy manager to monitor and identify areas for pharmacy benefits savings. The team positioned the Security Fund for direct action in 2014-2015 in the areas of generic utilization, mail order and other targeted savings actions.

There are currently 193 open claims being handled by AmeriHealth Casualty Services that occurred in the period from January 2006 to present. The largest number of open claims from any period represents the occurrence range from January 1991 through December 1995. There are 37 remaining open claims with an occurrence date prior to 1976. The chart below gives a stratification of all open claims by occurrence date.

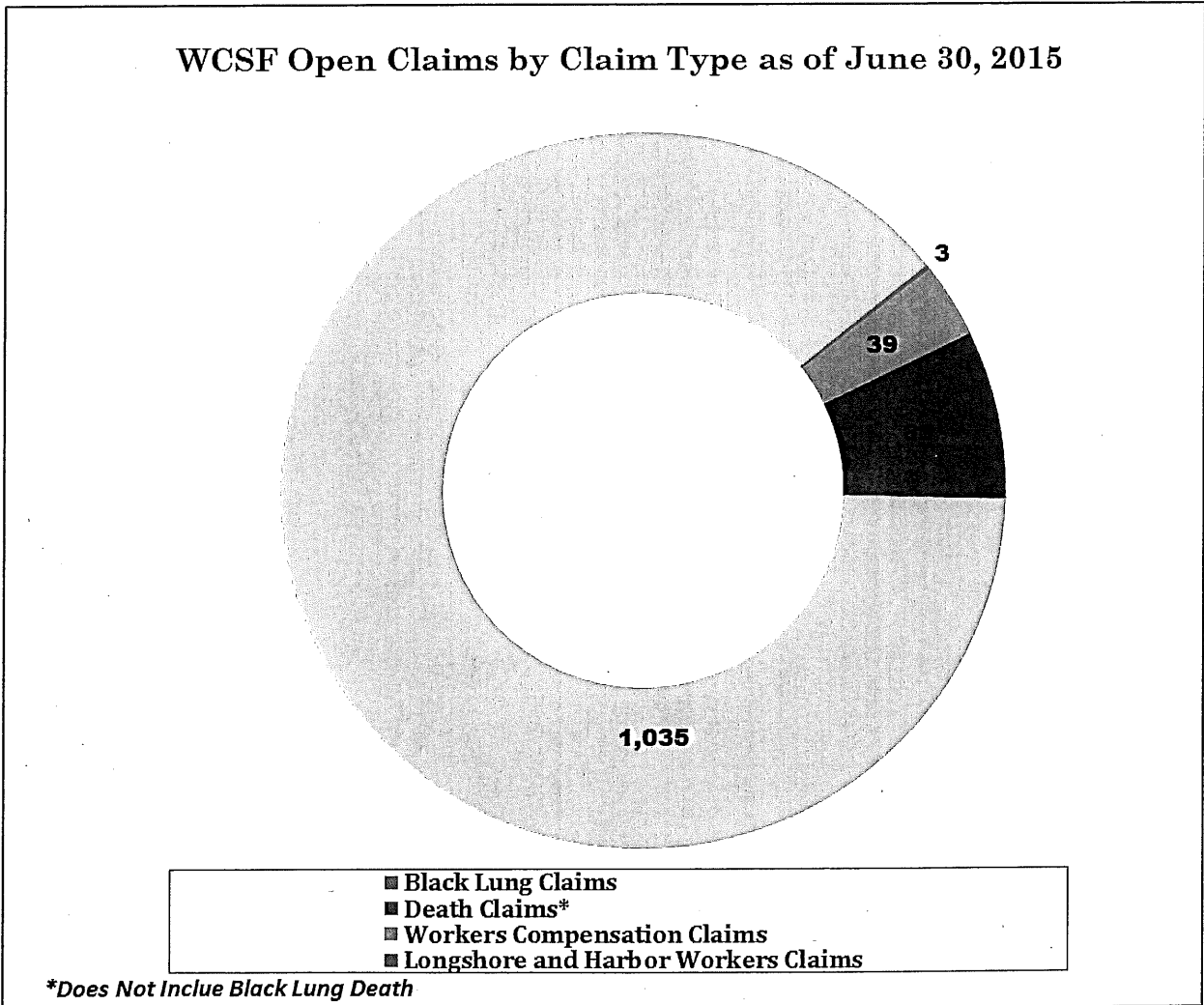


In fiscal year 2014-2015 AHCS was able to close 428 claims. In fiscal year 2013-2014, 253 claims were closed which was an increase from the preceding fiscal year in which 140 claims were closed.

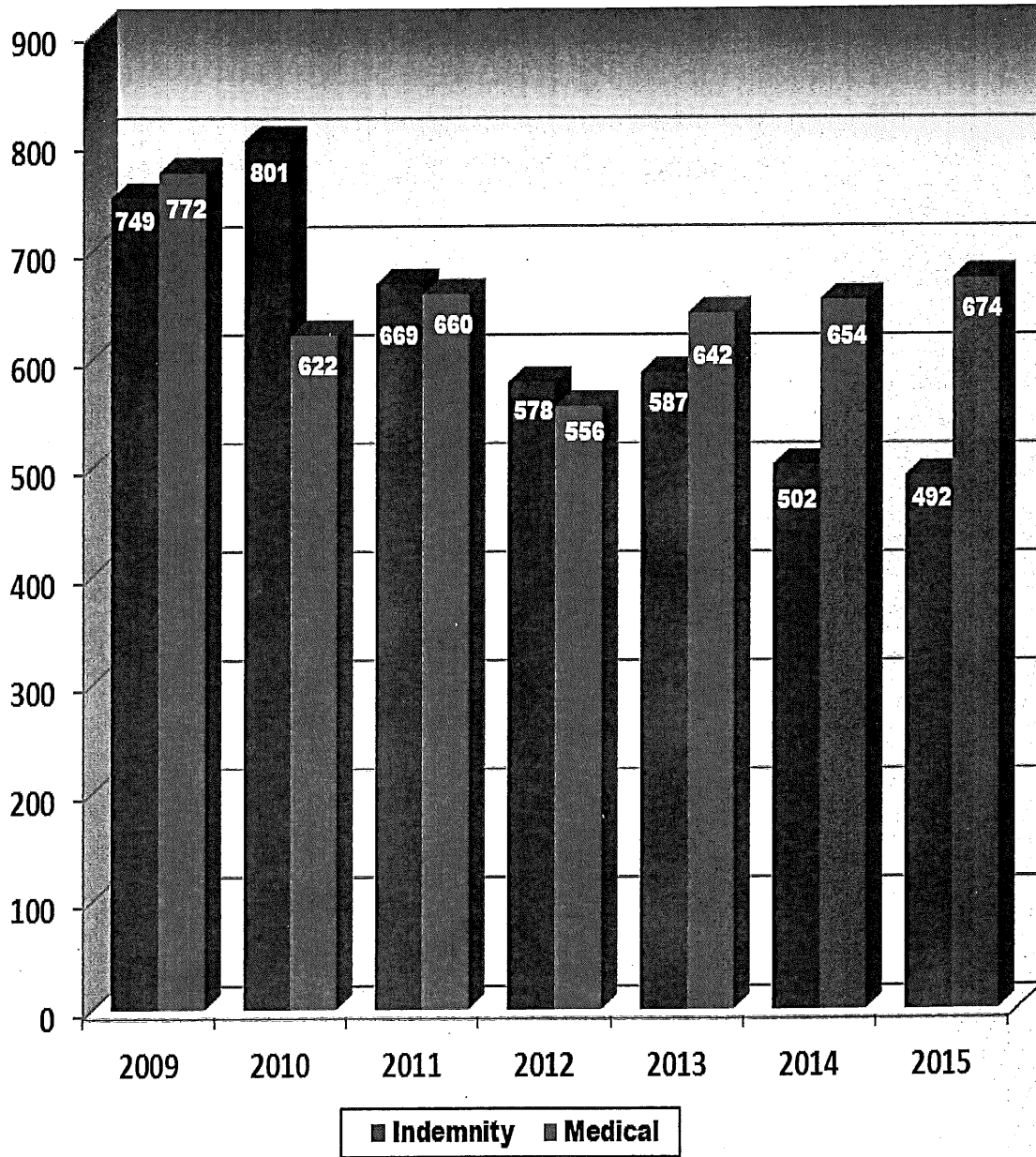


Currently, there are 1,166 open claims. The majority of these claims, 1035, are workers' compensation indemnity/medical claims. In addition, there are 89 open death claims with beneficiaries still receiving benefits. As of June 30, 2015, there were 39 open Federal Black Lung claims being administered by AHCS. As Federal Black Lung benefits cannot be settled, the closure is based solely on the death of the miner or beneficiary dependent. The Supreme Court on June 28, 2012 upheld the constitutionality of the Patient Protection and Affordable Care Act (PPACA). This PPACA includes a provision that eligible survivors of a miner who was receiving benefits, filed after January 1, 2005 and pending on or after March 23, 2010, are automatically entitled to benefits.

Additionally, there are three claimants receiving benefits provided under the Longshore and Harbor Workers Compensation Act (LHWC). Benefits are paid at the maximum Pennsylvania compensation rate for the year of injury or the Longshore Harbor Workers' Compensation Act rate, whichever is lower. If a benefit is termed permanent total disability, the benefits are increased each year by the cost of living adjustment as determined by the Department of Labor (US DOL) each December. Unless benefits are resolved or terminated due to death, the Security Fund remains liable until such time that the insured has become insolvent, dissolved or bankrupt. Should a LHWC insured become insolvent, dissolved or bankrupt, the US DOL will be responsible for ongoing benefits.



### Open Claim Count by Type as of June 30, 2015



A. Medical Savings

Type	Charge by Provider	WC Fee Schedule Amt	Paid Amt	Savings Below Fee Sched	% Savings
Dental	6,121	4,573	4,237	336	7%
Hospital	8,580,688	4,799,814	3,944,322	872,131	18%
Pharmacy	8,458,664	8,336,432	5,961,343	2,405,224	29%
Physician	5,801,816	3,671,687	3,366,475	302,622	8%
Manual	2,719,604	2,719,604	2,719,604	0	0%
<b>Total</b>	<b>25,566,893</b>	<b>19,532,110</b>	<b>15,995,981</b>	<b>3,580,313</b>	<b>18%</b>

Note: The Savings Below Fee schedule is not the net difference between the Fee Schedule Amount and the Paid Amount due to the reconsideration and payment on invoices paid in previous fiscal years.

The Workers' Compensation Act includes a fee schedule which establishes maximum amounts to be paid to healthcare providers, including pharmacies. AHCS reprices all eligible Security Fund invoices to fee schedule. In addition, AHCS has special arrangements with a network of healthcare providers to receive payment less than the fee schedule which are applied to Security Fund invoices. The Security Fund also has an agreement with PACE and their participating pharmacies to receive payment less than fee schedule. Therefore, as the chart above illustrates, the Security Fund has saved, \$3,580,313 below the Workers' Compensation fee schedule as a result of these arrangements.

Manual payments include payments categorized as medical but which are not for direct medical care. Manual payments include expenditures for Compromise and Release of medical benefits, cost of Medicare Set Asides, and payments to CMS for conditional payment liens. These payments are not subject to fee schedules or savings arrangements, but are included in the overall medical costs of the program.

B. Prescription Drug Program

In an effort to reduce expenses while having no negative impact on the medical treatment of the claimant, the Security Fund entered into a memorandum of understanding with PACE on July 1, 2010 to provide a discounted savings program for prescription medications. This program provides Security Fund claimants with a comprehensive pharmaceutical cost management program involving no out-of-pocket expense. Magellan Health Services, Inc. is PACE's pharmacy benefit management administrator. PACE saved the Security Fund a net of \$1,590,826 below the Usual & Customary provider charges for 2014-2015.

While Security Fund claimants have access to nationwide pharmacies and mail order pharmacies through PACE, the Security Fund realizes the PACE discount only if the claimant's prescription is filled by a pharmacy that has agreed to participate in the program. One national pharmacy chain and a few independent pharmacies in Pennsylvania have elected not to participate in the Security Fund's program. The Security Fund also does not realize similar savings when prescriptions are misdirected by participating pharmacies to third party billing companies that bill higher prices than PACE or are dispensed by physician groups or are dispensed by physicians. Since pharmacy costs remain a significant part of the overall medical expense for

the Security Fund, a supplemental network and billing mechanism is needed in an effort to obtain discounts on prescriptions not otherwise processed through PACE. Therefore the Security Fund has added the MyMatrixx pharmacy benefits management program through AHCS as a means of additional cost savings.

Generic drugs are required to have the same active ingredient, strength, and dosage form, as the brand name product when meeting rigorous standards before entering the market. myMatrixx and PACE monitor the transition of prescriptions from brand to generic to ensure prescriptions are filled at a brand level when necessary. With the standards set forth by the FDA there is no detriment to the injured worker for using the generic option available and additional cost savings are realized by the Fund. At the time of fill there are no additional steps required from the injured worker or pharmacy to receive a generic medication that is available. Brand medications accounted for 25% of the prescriptions filled. In addition, myMatrixx and PACE also offer an option for injured workers who meet criteria to use a mail service to receive their medications monthly. This alternative provides a convenient option for prescriptions to be delivered to their home, continued access to a pharmacist, and increased savings for the Fund. Mail service remains continuous for the injured worker and requires no extra steps to participate. Almost 2.6% of prescriptions were filled through the mail service offered through myMatrixx and PACE with continued efforts to make the resource available to all injured workers.

### **WCSF Pharmacy Subcategories**

#### ***Brand vs. Generic***

<b>PBM</b>	<b># Brand</b>	<b># Generic</b>	<b># Total</b>
PACE	2,838	7,734	10,562
MyMatrixx	2,322	7,287	9,609

#### ***Retail vs. Mail Order***

<b>PBM</b>	<b># Retail</b>	<b># Mail Order</b>	<b># Total</b>
PACE	10,368	194	10,562
MyMatrixx	9,269	340	9,609

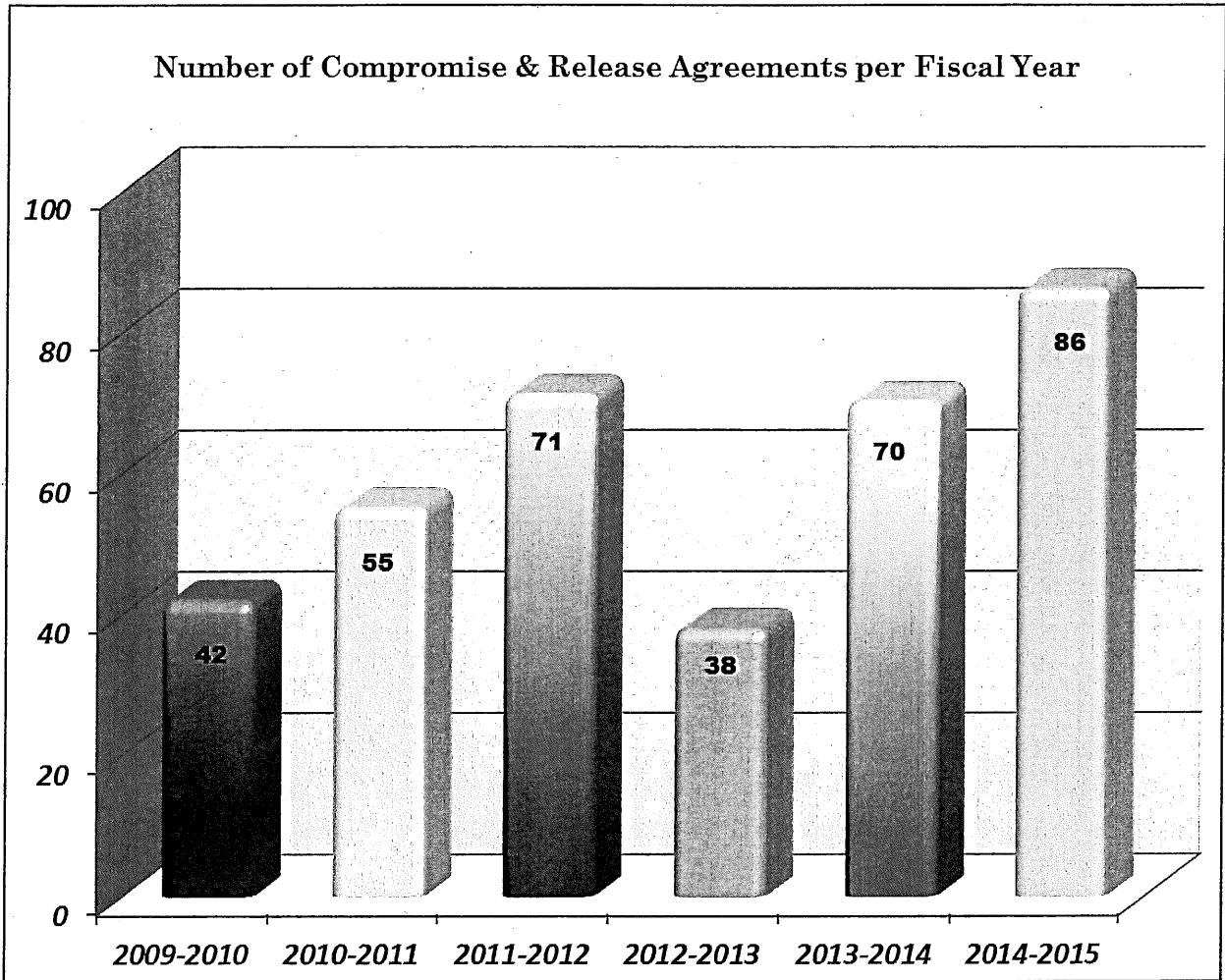
### C. Compromise and Release Agreement

A Compromise and Release Agreement is typically a final settlement of either indemnity benefits, medical benefits or both. The implementation of this agreement provision to the Pennsylvania Workers' Compensation Act has had a proven impact on claims resolution and financial savings to the Security Fund to resolve claims to closure as a lump sum payment or structured settlement.

If medical benefits are settled under the terms of a Compromise and Release Agreement, AHCS ensures the requirements of the CMS are met by establishing a Medicare Set Aside account when necessary. AHCS also addresses any MSPRC liens with CMS as part of the final claims closing process after a Compromise and Release has been executed.



From July 1, 2014 through June 30, 2015 AHCS settled 86 claims by way of Compromise and Release. The chart below illustrates the total number of cases settled since the Security Fund and AmeriHealth Casualty Services contracted for services in 2009.



#### D. Fraud Prevention Measures

The Act, known as Act 44, was amended in 1993. These amendments made several important changes including the implementation of specific insurance fraud provisions that are directed against all parties involved in the system including the injured worker. A perpetrator of fraud can be the subject of a fraud prosecution that could result in fines up to \$50,000 and possibly several years in prison. These amendments were expanded by the 1996 amendments, which made it a criminal offense for an employee to knowingly, with the intent to defraud, fail to make certain necessary reports on work status. These amendments, known as Act 57, likewise make it an offense to receive total disability benefits while employed or to receive partial disability benefits in excess of the amount permitted based on wages earned.

The Security Fund considers falsification of work related information as insurance fraud and, in conjunction with AHCS, has utilized legislative tools to address the issue of workers' compensation fraud.

AHCS, through its parent company Independence Blue Cross (IBC), employs a full time internal auditor to oversee all internal and external fraud investigations as well as SAS 70 Type II compliance. AHCS has received a qualified rating from Ernst & Young based on SAS 70 audits conducted over the last 6 years. With the support of the Special Investigations Unit at IBC Corporate Financial Investigations Department, the auditor has the additional support needed to investigate all fraudulent matters affecting AmeriHealth Casualty Services.

AHCS subscribes to the Central Index Bureau in an effort to identify and deter fraud on part of the claimant.

#### E. Liquidations

There was one new liquidation for the fiscal year of 2014-2015, Freestone Insurance Company effective August 15, 2014 adding a total of 325 claims. Freestone, previously known as Dallas National Insurance Company, was a Delaware insurer which was placed in to rehabilitation on April 28, 2014.

#### F. Technological Enhancements

A component of the PACE program includes several data exchanges with AHCS. AmeriHealth Casualty Services provides data on claimants eligible for pharmacy benefits. The program with PACE also permits the AHCS adjusters to specifically regulate the type and quantity of medications allowed for the workers' compensation injury of each claimant. PACE provides weekly data feeds on the pharmacy and administrative costs to the Security Fund which AHCS loads to each of the electronic claims files.

The associates at AHCS use a state-of-the-art application for processing workers' compensation claims. StoneRiver, AHCS's software vendor of 15 years, upgraded their fully integrated policy, claims handling, medical case management and bill repricing system, and rebranded it as CompSuite. It is a web-based application that AHCS rolled out the first quarter of 2013.

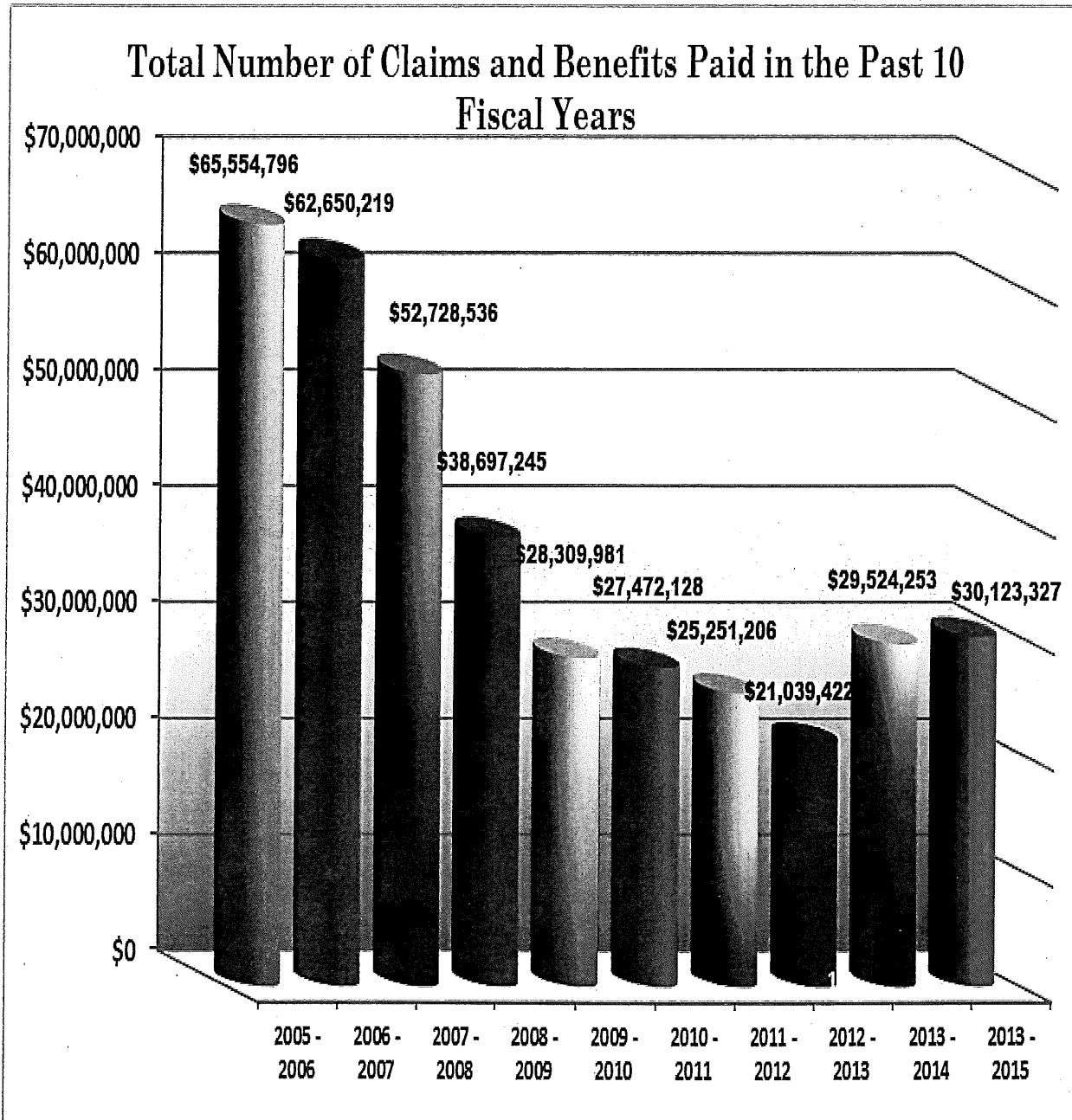
AHCS takes advantage of their parent company's computer network infrastructure, which includes redundant data centers and dual carrier communications to all sites. In the event of a disaster, the backup system can be put into production within 2 hours no loss of data.

Administratively, the paperless workflow process continues to be an efficient user tool. The Security Fund staff, as well as the majority of the Liquidators, have secured viewing access directly through the internet. Viewer access provides instant access to claim payments, claim reserves, claim activity and file documents. During fiscal year 2014-2015, very little paper flowed between the Security Fund and AHCS, which continued to eliminate time consuming tasks such as paper filing and onsite paper file audits for the Security Fund, Liquidators and Reinsurers.

The Security Fund Web Page is located on the Insurance Department's website <http://www.insurance.pa.gov>. This web page provides valuable information to consumers who have inquiries regarding the Security Fund's background, contact information and answers to frequently asked questions.

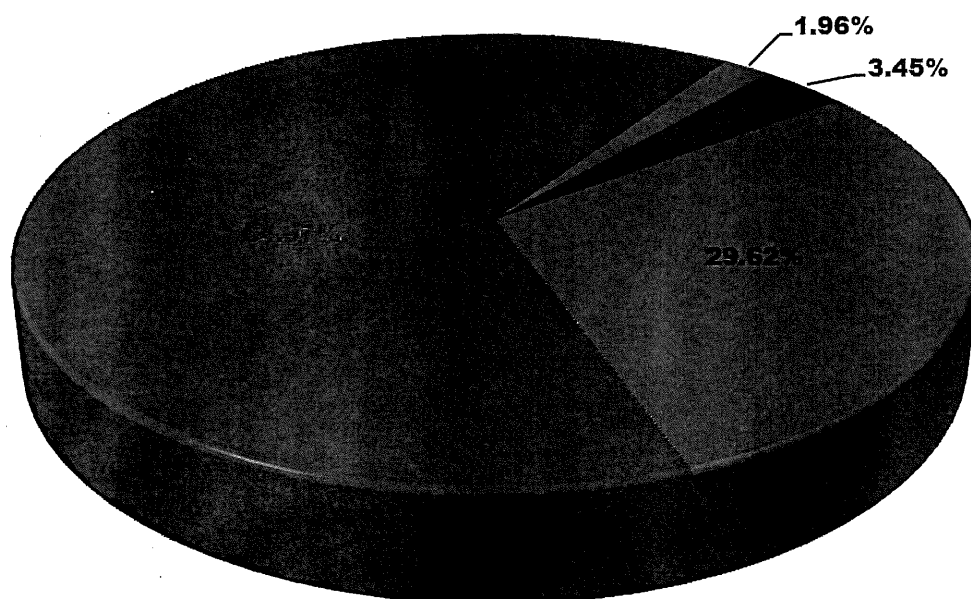
## FINANCIAL HIGHLIGHTS 2014/2015

During fiscal year 2014-2015, the Security Fund paid \$30,123,327 in benefits. Payments had been decreasing since 2006, however several liquidations in 2012-13 and 2014-15 increased the benefit payments over the past two fiscal years. Payment types are broken down into the following categories: indemnity, medical, expense and legal. Monies paid out by the Security Fund under these categories are illustrated on the following charts.



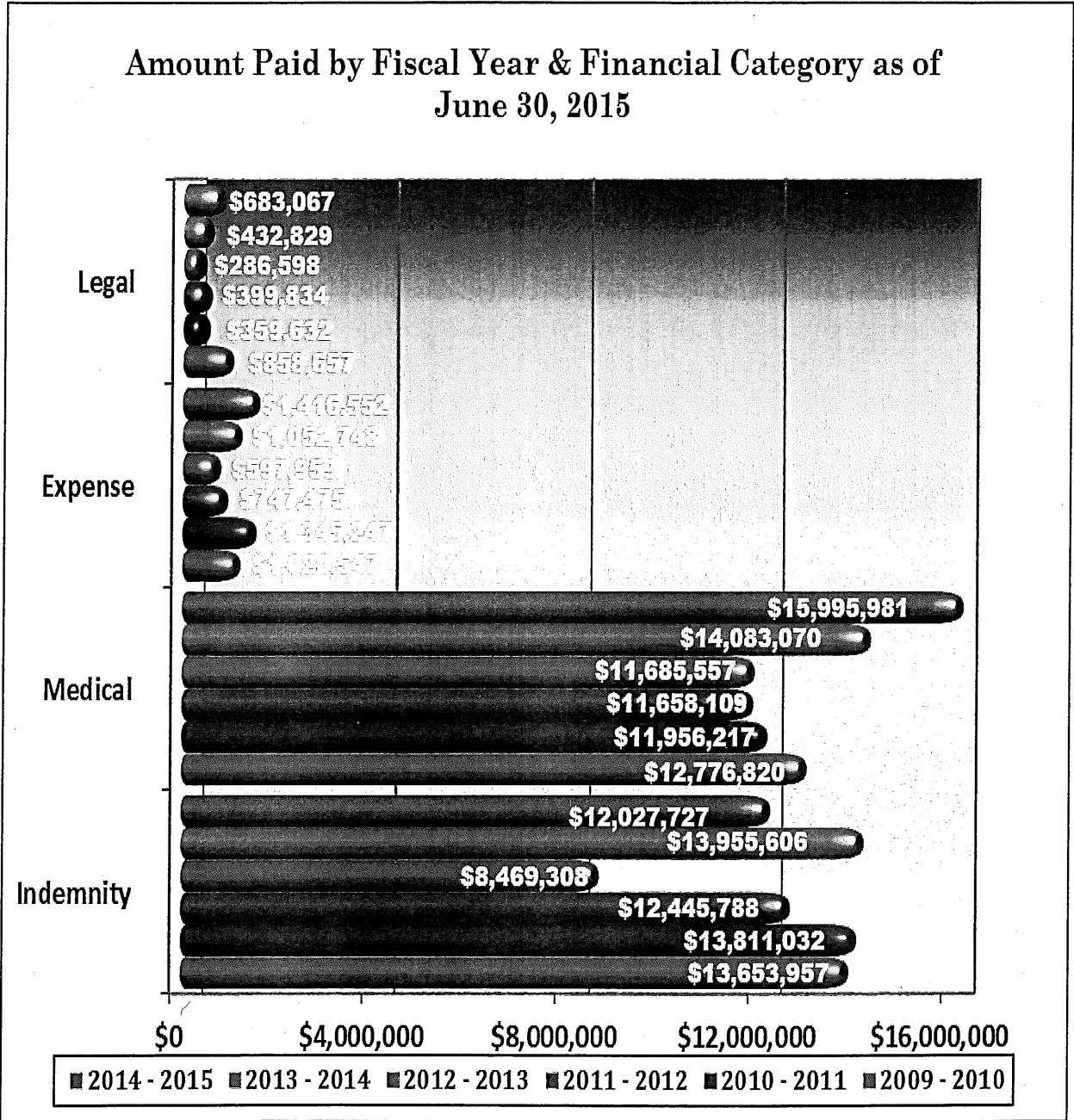
The vast majority of payments over the past ten years have been indemnity payments, which include Compromise and Release settlement payments. A total of \$605,174,280 has been paid in indemnity benefits, which represents 64.97% of the total payouts over the life of the Security Fund. Medical payments totaling \$275,923,155 represent 29.62% of the total Security Fund payments. Expense payments total \$18,283,537 representing only 1.96% of the total payments with the remaining 3.45% in payments totaling \$32,122,480 for legal expenses.

**Percentage of Amount Paid through June 30, 2015 by  
Financial Category**

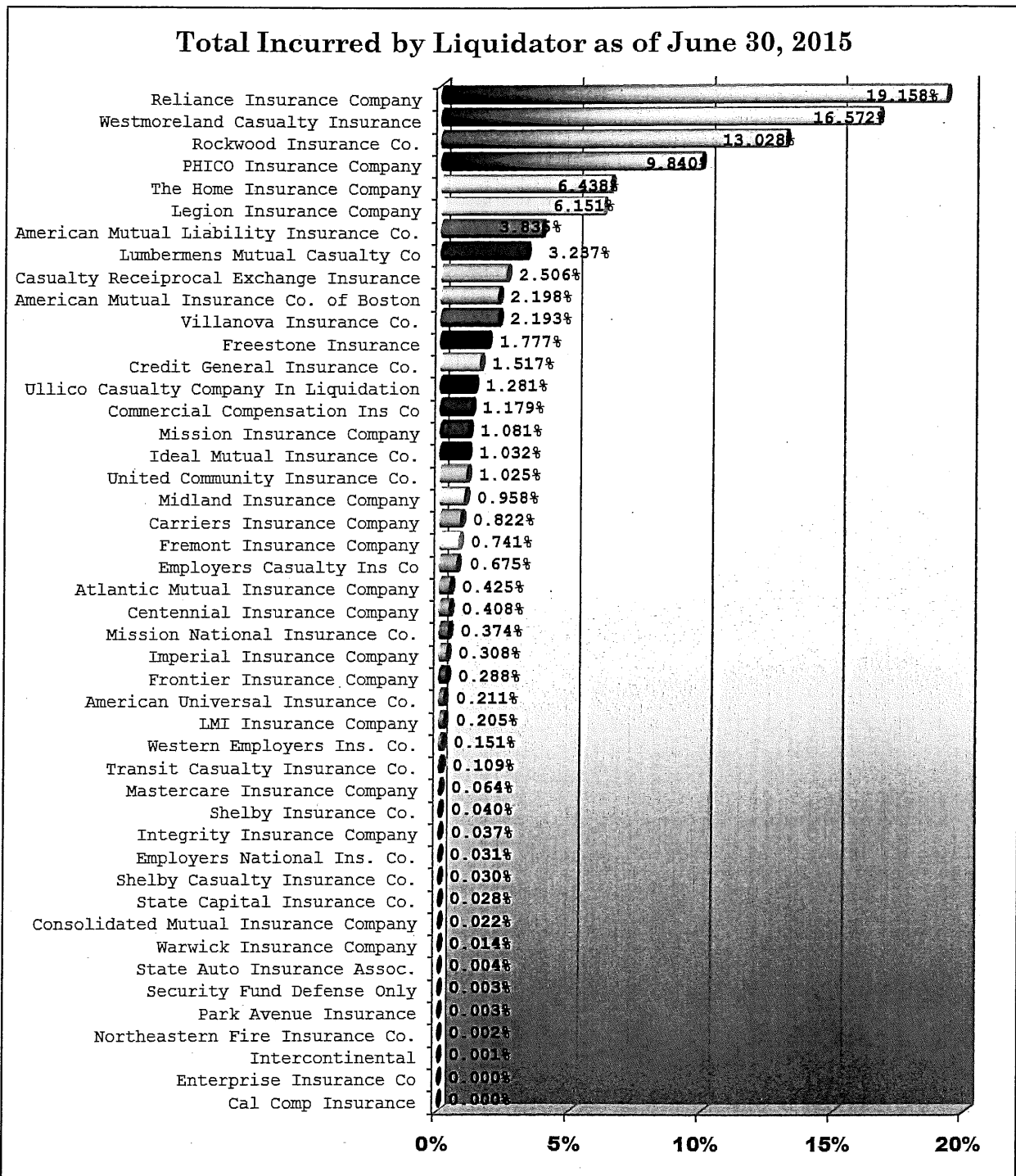


■ Indemnity \$605,174,280 ■ Expense \$18,283,537 ■ Legal \$32,122,480 ■ Medical \$275,923,155

There is an increase across the Medical, Expense and Legal lines over the past fiscal year due to the four liquidations that occurred in fiscal years 2012-13 and 2014-15. The increases are as follows: Medical \$1,912,911, Expense \$363,804 and Legal \$250,238. There was a decrease in Indemnity by \$1,927,879 due to the number of indemnity resolutions in fiscal year 2013-2014.

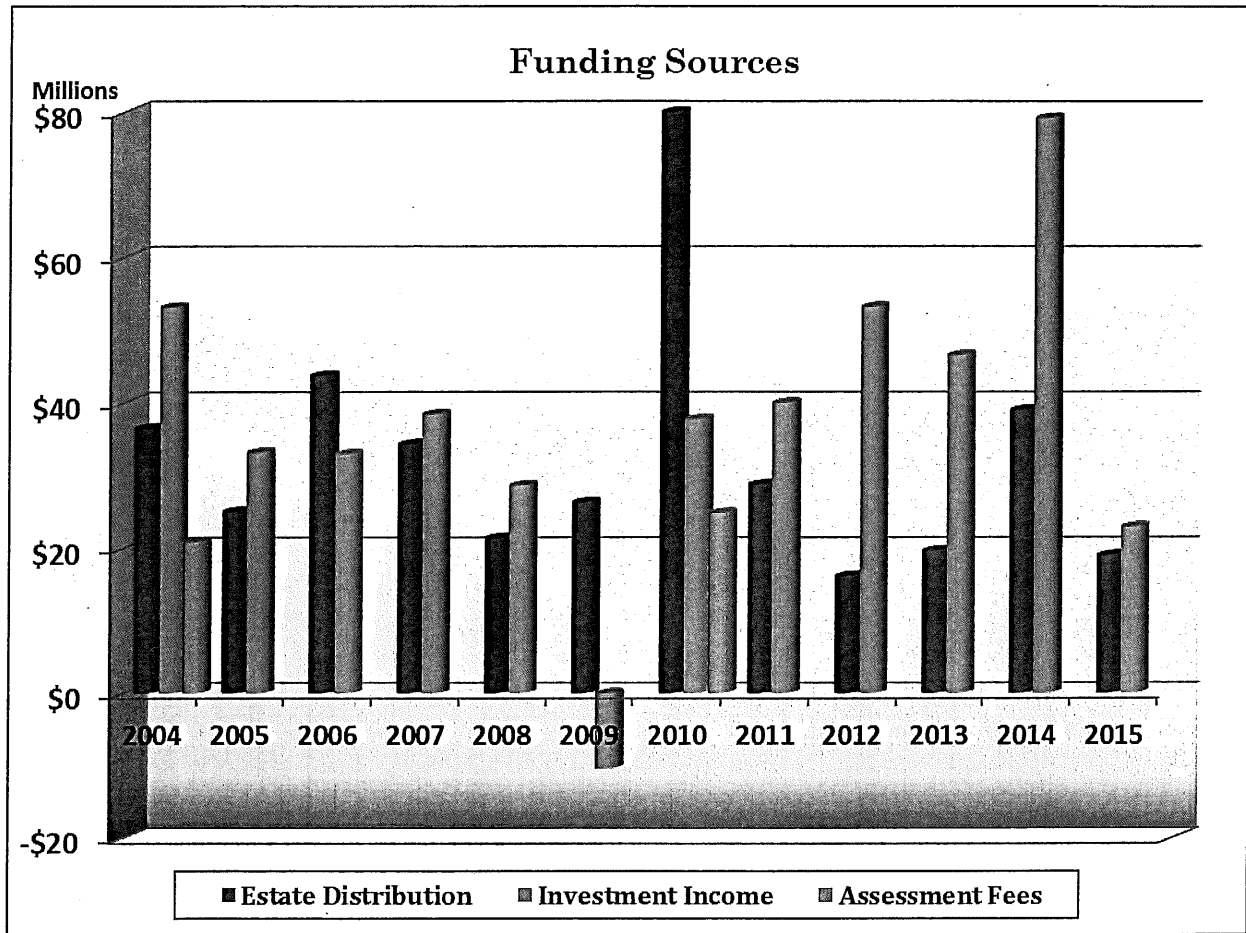


The chart below illustrates the total incurred amount from the inception of the Security Fund, which is the total of the reserve plus paid amounts, by liquidations as of June 30, 2015. Reliance Insurance Company and Westmoreland Casualty Insurance were the two top liquidators by incurred values.



A. Funding

Funding for the Security Fund is derived from three sources: Assessments levied on member insurers, distributions obtained from the estates of insolvent insurers, and investment income. Estate distributions are an essential funding source for the Security Fund; when there is a high level and frequency of distributions from receiverships, there is less need for assessments on member companies.



**Workers Compensation Security Funds-Bureau of Special Funds**

901 North 7<sup>th</sup> Street, Harrisburg, PA